

DEPARTMENT OF THE ARMY TECHNICAL MANUAL

---

ORGANIZATIONAL MAINTENANCE REPAIR PARTS  
AND SPECIAL TOOLS LISTS  
CRANE-SHOVEL, BASIC UNIT, TRUCK MOUNTED: 20 TON,  $\frac{3}{4}$  CU. YD;  
GASOLINE ENGINE, 6 X 6 (AMERICAN HOIST AND DERRICK MODELS)  
MODEL 2360 (NON-WINTERIZED) FSN 3810-989-0505  
MODEL W-2360 (WINTERIZED) FSN 3810-989-0506

THIS COPY IS A REPRINT WHICH INCLUDES CURRENT  
PAGES FROM CHANGE 1

HEADQUARTERS, DEPARTMENT OF THE ARMY

JULY 1970

CHANGE

No. 1

HEADQUARTERS  
DEPARTMENT OF THE ARMY  
WASHINGTON, D. C., 21 February 1974

**Organizational Maintenance Repair  
Parts and Special Tools Lists  
CRANE-SHOVEL, BASIC UNIT, TRUCK MOUNTED;  
20 TON, 3/4 CU. YD. GASOLINE ENGINE, 6 x 6  
(AMERICAN HOIST AND DERRICK MODELS)  
MODEL 2360 (NON-WINTERIZED)  
FSN 3810-989-0505  
MODEL W-2360 (WINTERIZED)  
FSN 3810 909 0506**

Current as of 18 December 1973

TM 5-3810-227-20P, 28 July 1970, is changed as follows:

All changes, additions, and deletions of Federal Stock numbers or manufacturer's part numbers should be appropriately reflected in the parts listing and index of the manual.

*Page vi.* Paragraph 3f (4) is superseded as follows:

(4) Subsequent changes to allowances will be limited as follows: No change in the range of items is authorized. If additional items are considered necessary, recommendation should be forwarded to U. S. Army Troop Support Command for exception or revision to the allowance list. Revisions to the range of items authorized will be made by this Command based upon engineering experience, demand data, or TAERS information.

*Page viii.* Paragraph 8 is superseded as follows:

**8. Reporting of Equipment Publication Improvements**

The reporting of errors, omissions, and recommendations for improving this publication by the individual user is encouraged. Reports should be submitted on DA Form 2028 (Recommended Changes to Publications) and forwarded direct to Commander, U. S. Army Troop Support Command, ATTN: AMSTS-IMPP, 4300 Goodfellow Boulevard, St. Louis MO. 63120.

*Page ix.* Group 0504, Pump, Col. 1. delete; Col. 2, add E604K40023 (14351).

*Page x.* Group 0612,, Battery, Col. 1, add 6140-057-2554.

*Page xii.* Group 0505, Belt, change Col. 2 to read: "3030-476-6498".

*Page 10.* Line 00246 is changed as follows: Col. 2, add: "2940-443-4804".

*Page 14.* Line 00355 is changed as follows: Col. 3, mfg code is changed to read: "(80275)".

*Page 16.* Line 00418 is changed as follows: Delete Col. 2; Col. 3, Part No. is changed to read: "E604K40023".

Line 00425 is deleted in its entirety.

*Page 17.* Line 0437A, Col. 1, add X20; Col. 3, add: "HUB, FAN MI60K364 (14351)"; Col. 4, add "EA"; Col. 7a, add "26"; Col. 7b, add "14".

Line 00443 is changed as follows: Col. 2, add "2930-930-9054".

*Page 26.* Line 00678 is changed as follows: Col. 1, "PO".

*Page 30.* Line 00795 is changed as follows: Col. 2, add: "6140-057-2554".

*Page 35.* Line 0931A is added as follows: Col. 1. "PO"; Col. 3, "WIRE ASSEMBLY: Trouble light, 481805 (02280)"; Col. 4, "EA"; Col. 5, "1"; Col. 7a, "27"; Col. 7b,, "34".

*Page 40.* Line 01056 is changed as follows: Col. 1, "PO"; Col. 3, "475WB".

Line 01074 is changed as follows: Col. 1, "PO": Col. 2, "4910-474-9135"; Col. 3, "6257839 (1924)".

Line 01076 thru line 01080 are deleted in- their entirety.

Page 41. Line 01081 thru line 01084 are deleted in their entirety.

Line 01087 is deleted in its entirety.

Page 42. Line 01128 is changed as follows: Col. 2, add "4730-82004)742"; Col. 3, Part No "FC5555F".

Page 43. Line 01146 is changed as follows: Col. 1, 4"PO"

Page 47. Line 01259 is changed as follows: Col 1, "PO"

Page 49. Line 01318 is changed as follows: Col. 1, "PO".

Page 53. Line 1413A is added after line 01413: Col. 1, "PO"; Col. 2, "3940-404-1506"; Col. 3, "HOOK BLOCK ASSEMBLY, 214H20PH (96509); Col.4, "EA"; Col. 5, "1".

Page 55. Line 01486 is changed as follows: Col. 1, "PO"

Page 57. Line 01525 is changed as follows: Col. 2, add: 5305-090-4526.

Page 59. Line 01599 is changed as follows: Col. 2, add: 3815 496-1806.

Page 60. Line 1626A is added after line 01626: Col. 1, "PO"; Col. 3, "BEARING, SLEEVE, SAD1099-1 (02280)"; Col. 4, "EA"; Col. 5, "2"; Col. 7a, "48"; Col. 7b, "137A".

Page 69. Line 01867 is charged as follows: Col. 1, "PO".

Page 78. Line 02102 is changed as follows: Col. 1, "PO",.

Line 02117 is changed as follows: Col. 2, "4010-269-9335".

Line 02118 is changed as follows: Col. 2 is deleted.

Line 02126 is changed as follows: Col. 2 is deleted.

Page 99. Line 026.59 is changed as follows: Col. 2, "3030-476-6498"; Col. 3, "MS51066-70-3 (96906)".

Page 105. Line 02840 is changed as follows: Col. 1, "PO".

Page 108. Line 02922 is changed as follows: Col. 1, "PO".

Page 109. Line 02953 is changed as follows: Col. 1, "PO".

Page 122. Line 03299 is changed as follows: Col. 3, "(92867)".

Page 127. Line 03306 is changed as follows: Col. 2, "2530-162-2872"; Col. 3, "(92867)".

Page 127. Line 03420 is changed as follows: Col. 1, "PO".

Page 138. Line 03724 is changed as follows: Col. 1, "PO".

Page 142. Line 03822 is changed as follows: Col. 2, add: "2530-721-9590".

Line 03838 is changed as follows: Col. 2, add: "5330-757-6471".

Page 143. Line 03846 is changed as follows: Col. 2, add: "2530-721-9590".

Page 144. Line 03874 is changed as follows: Col. 1, "PO", Col. 2, add: "5305.161-0821".

Page 147. Line 03949 is changed as follows: Col. 2, add: "5340-149-8787".

Page 148. Line 03976 is changed as follows: Col.2, add: "5307-153-2625".

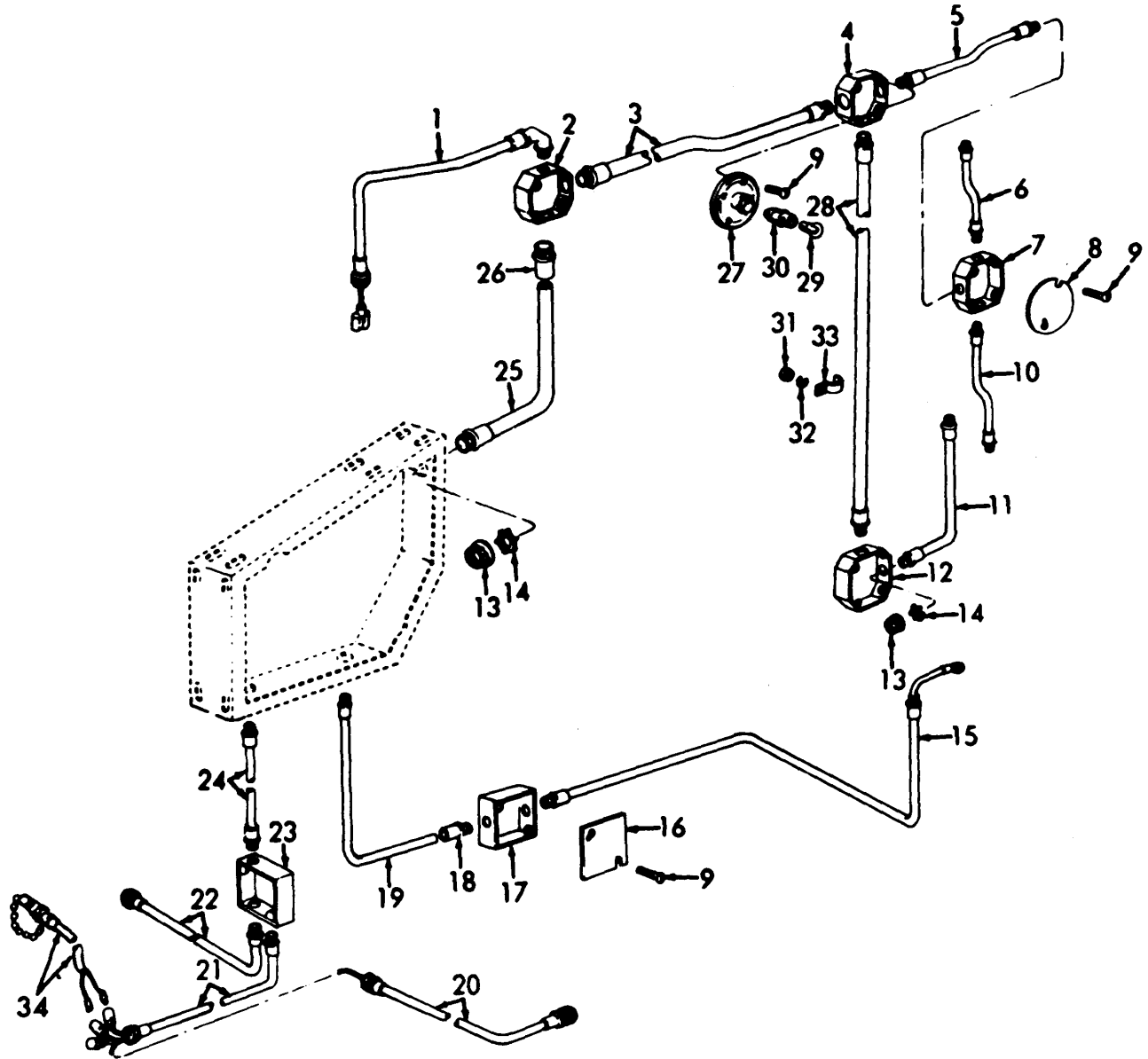
Page 152. Line 04113 is changed as follows: Col. 2, add: "2540-977-0943"; Col. 3, "(16783)".

Page 155. Line 04199 is changed as follows: Col. 3. "3109X4X2".

Page 156. Line 04222 is changed as follows: Col. 2, add: "2530-737-7871"; Col. 3, "216744 (06853)".

Page 158. Line 04290 is changed as follows: Col. 2, "6145-284-1483".

Page 168. Line 04554 is changed as follows: Col. 2, add: "5307-153-2625".



ME 3810-227-20P/27

Figure 27. Crane, electrical conduit boxes and light.

Page 238. Add the following. Reference number, "34";  
 Functional Group, "0613"; Item Name, "WIRE  
 ASSEMBLY".

Page 249. Figure 38 is deleted.  
 Page 275. Figure 48 (8) is superseded as follows

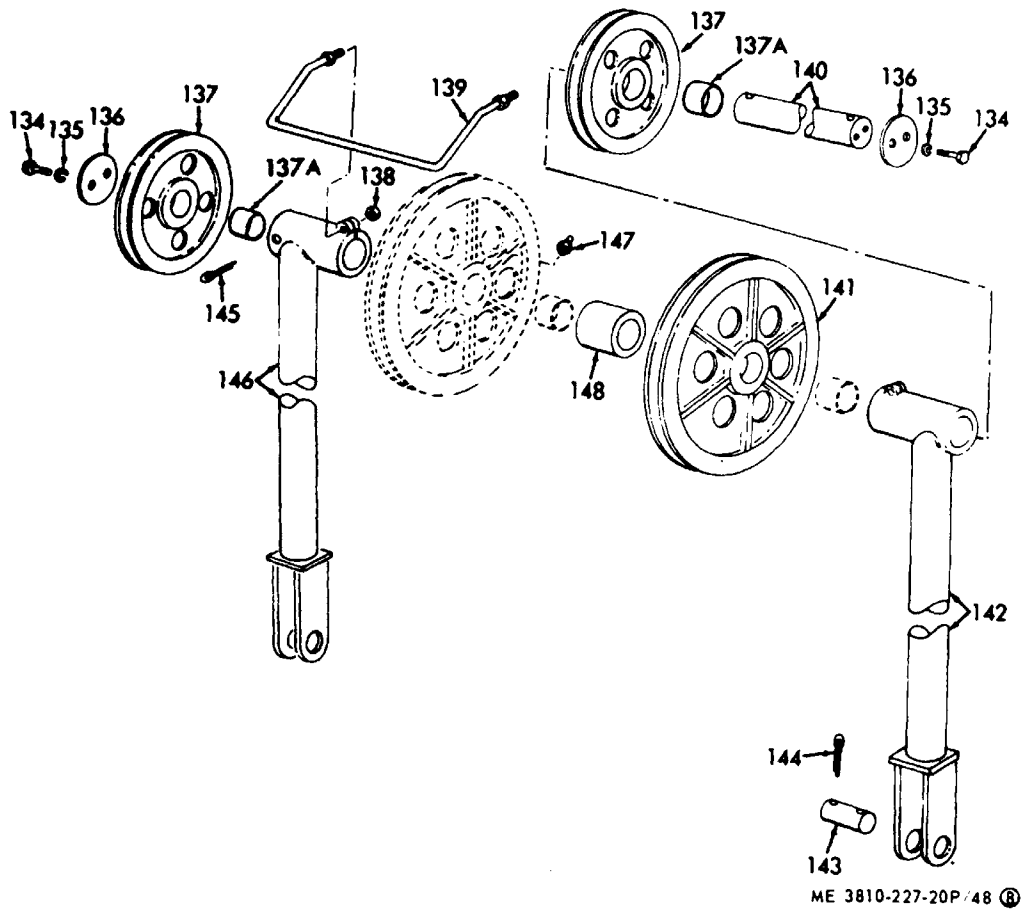


Figure 48. (8)

REFERENCE NUMBER	FUNCTIONAL GROUP	ITEM NAME	REFERENCE NUMBER	FUNCTIONAL GROUP	ITEM NAME
134	7412	SCREW	142	7412	LEG
135	7412	WASHER	143	7412	PIN
136	7412	PLATE	144	7412	PIN
137	7412	SHEAVE	145	7412	PIN
137A	7412	BEARING	146	7412	LEG
138	7412	NUT	147	7412	FITTING
139	7412	GUARD	148	7412	SPACER
140	7412	SHAFT			
141	7412	SHEAVE			

Figure 48 (8). A Frame.

By Order of the Secretary of the Army:

CREIGHTON W. ABRAMS  
*General, United States Army*  
*Chief of Staff*

Official:

VERNE L. BOWERS  
*Major General, United States Army*  
*The Adjutant General*

Distribution:

To be distributed in accordance with DA Form 12-25B (qty rqr block No. 362) Organizational maintenance requirements for Crane-Shovel, Wheel or Truck Mounted, 20 Ton.

**ORGANIZATIONAL MAINTENANCE REPAIR PARTS AND SPECIAL TOOLS LISTS**

**CRANE.SHOVEL, BASIC UNIT, TRUCK MOUNTED: 20 TON, 3/4 CU. YD;  
GASOLINE ENGINE, 6 X 6 (AMERICAN HOIST AND DERRICK MODELS)  
MODEL 2360 (NON-WINTERIZED) FSN 3810-989-0505  
MODEL W-2360 (WINTERIZED) FSN 3810-989-0506  
Current as of 22 June 1970**

Section		Paragraph	Page
I.	INTRODUCTION		
	Scope .....	1	v
	General .....	2	v
	Explanation of columns .....	3	v
	Special information.....	4	vi
	How to locate repair parts.....	5	vi
	Abbreviations .....	6	vi
	Federal supply codes for manufacturers.....	7	vii
	Recommendations for maintenance manual improvements.....	8	viii
II.	PRESCRIBED LOAD ALLOWANCE.....		
III.	SPECIAL TOOLS, TEST AND SUPPORT EQUIPMENT FOR ORGANIZATIONAL MAINTENANCE (NOT APPLICABLE)		
IV.	REPAIR PARTS FOR ORGANIZATIONAL MAINTENANCE.....		1
PART 1.	CRANE-SHOVEL.....		1
Group 01.	Engine .....		1
	0100 Engine assembly .....		1
	0101 Crankcase, cylinder head.....		1
	0102 Crankshaft.....		2
	0105 Valves, camshafts and timing system .....		2
	0106 Engine lubrication system.....		2
	0108 Manifolds.....		5

\*This manual supersedes TM 5-3810-227-20P, 22 January 1965 including all changes.

	Paragraph	Page
02.	Clutch .....	5
	0200 Clutch assembly .....	5
	0202 Clutch release mechanism .....	5
03.	Fuel System .....	6
	0301 Carburetor .....	6
	0302 Fuel pumps .....	9
	0304 Air cleaner .....	10
	0306 Tanks, lines, fittings .....	11
	0308 Engine speed governor .....	12
	0312 Throttle or choke controls .....	13
04.	Exhaust System .....	13
	0401 Muffler and pipes .....	13
05.	Cooling System .....	14
	0501 Radiator .....	14
	0503 Thermostat and housing gasket .....	15
	0504 Water pump .....	16
	0505 Fan assembly .....	17
06.	Electrical System (Engine and Vehicular, Etc.) .....	17
	0601 Generator .....	17
	0602 Generator regulator .....	18
	0603 Starting motor .....	19
	0605 Ignition components .....	22
	0606 Engine safety controls .....	25
	0607 Engine control panel .....	26
	0608 Miscellaneous items .....	27
	0609 Lights .....	27
	0610 Sending units .....	29
	0611 Horn .....	29
	0612 Batteries .....	30
	0613 Hull wiring harness .....	31
	0615 Radio interference suppression .....	35
15.	Frame, Towing Attachments, and Drawbars .....	35
	1502 Counterweights .....	35
18.	Body, Cab, Hood and Hull .....	36
	1801 Cab assembly .....	36
	1806 Upholstery seats and carpets .....	39
	1808 Boxes .....	40
22.	Body Chassis or Hull, and Accessory Items .....	40
	2202 Accessory items .....	40
	2210 Data plates .....	41
43.	Hydraulic, Fluid, Air and Vacuum System (Excludes Brake System) .....	42
	4301 Hose, pipe fittings, tubing .....	42
	4305 Manifold and or control valves .....	43
	4307 Hydraulic cylinders .....	44
	4309 Manual controls .....	44
74.	Cranes, Shovels and Earth Moving Equipment Components .....	46
	7410 Shovel front attachments .....	46
	7411 Crane, dragline or clamshell attachments .....	53
	7412 Backhoe attachments .....	58
	7413 Pile driver attachment .....	63
	7414 Base deck .....	63
	7415 Clutch .....	64
	7416 Shafts .....	66
	7419 Turntable .....	68
	7420 Machinery gearcase and frame .....	69
	7421 Independent or precision boom hoist .....	70
	7422 Machinery mechanism controls .....	70
	7423 Gantry .....	77
	7499 Cables and ropes .....	78
76.	Fire Fighting Equipment Components .....	79
	7638 Portable fire fighting equipment (includes fire extinguishers) .....	79
95.	General Use Standardized Parts .....	79
	9501 Hardware supplies and bulk materiel, common .....	79
99.	Parts Peculiar .....	80
	9901 Multi-listed parts .....	80



		Paragraph	Page
PART	2.	CARRIER .....	82
Group 01.		Engine .....	82
	0100	Engine assembly .....	82
	0101	Crankcase, cylinder head .....	83
	0102	Crankshaft .....	83
	0105	Valves, camshafts and timing system .....	84
	0106	Engine lubrication system .....	84
	0108	Manifolds .....	87
	0109	Accessory drive mechanism .....	88
02.		Clutch .....	89
	0200	Clutch assembly .....	89
	0202	Clutch release mechanism .....	89
03.		Fuel System .....	90
	0301	Carburetor .....	90
	0302	Fuel pumps .....	92
	0304	Air cleaner .....	92
	0306	Tanks, lines, fittings .....	93
	0308	Engine speed governor .....	95
	0309	Fuel filters .....	95
	0311	Engine starting aids .....	95
	0312	Accelerator, choke controls .....	96
04.		Exhaust System .....	97
	0401	Muffler and pipes .....	97
05.		Cooling System .....	97
	0501	Radiator .....	97
	0503	Water headers, thermostats and housing gasket .....	97
	0505	Fan assembly .....	99
06.		Electrical System (Engine and Vehicular, etc.) .....	99
	0601	Generator .....	99
	0602	Generator regulator .....	100
	0603	Starting motor .....	100
	0605	Ignition components .....	102
	0606	Engine safety controls .....	105
	0607	Instrument or engine control panel .....	105
	0608	Miscellaneous items .....	107
	0609	Lights .....	110
	0610	Sending units .....	112
	0611	Horn .....	113
	0612	Batteries .....	113
	0613	Chassis wiring harness .....	114
	0615	Radio interference suppression .....	115
07.		Transmission .....	115
	0700	Transmission assembly .....	115
	0704	Transmission top cover assembly .....	115
08.		Transfer Assembly .....	117
	0801	Power transfer assembly .....	117
	0803	Gearshift and controls .....	117
	0804	Lubrication components .....	119
09.		Propeller and Propeller Shafts .....	119
	0900	Propeller shafts .....	119
10.		Front Axle .....	121
	1000	Front axle assembly .....	121
	1004	Steering mechanism .....	121
11.		Rear Axle .....	122
	1100	Rear axle assembly .....	122
	1101	Housing, plugs .....	122
	1108	Walking beams .....	122
12.		Brakes .....	122
	1201	Hand brakes .....	122
	1202	Service brakes .....	123
	1208	Air brake system .....	125
	1209	Air compressor assembly .....	135
	1211	Trailer brake connections and controls .....	135
13.		Wheels and tracks .....	136
	1311	Wheel assembly .....	136

	Paragraph	Page
	1313 Tires, tubes .....	138
14.	Steering .....	138
	1401 Steering assembly .....	138
	1410 Hydraulic pump .....	141
	1411 Hose, lines, fittings .....	142
	1413 Reservoir .....	143
	1414 Steering system valves .....	143
15.	Frame, Towing Attachments, and Drawbars .....	144
	1501 Frame assembly .....	144
	1503 Pintles .....	144
	1507 Leveling jacks .....	145
16.	Springs and Stock Absorbers .....	146
	1601 Springs .....	146
	1604 Shock absorber equipment .....	146
18.	Body, Cab, Hood, and Hull .....	146
	1801 Body, cab, hood assemblies .....	146
	1806 Upholstery, seats and carpets .....	150
22.	Body, Chassis or Hull, and Accessory Items .....	152
	2202 Accessory items .....	152
	2210 Data plates .....	155
43.	Hydraulic, Fluid Air, and Vacuum Systems (Excludes Brake System) .....	155
	4316 Hose, lines, fittings, filter .....	155
	4317 Control valves .....	156
47.	Gages (Non-Electrical), Weighing and Measuring Devices .....	157
	4701 Instruments (Speed and distance) .....	157
50.	Pneumatic Equipment: .....	157
	5001 Crankcase, block, cylinder head .....	157
	5006 Lubrication system .....	157
	5007 Compressor drive .....	157
	5008 Air intakes .....	158
76.	Fire Fighting Equipment Components .....	158
	7638 Portable fire fighting equipment (includes fire extinguishers) .....	158
95.	General Use Standardized Parts .....	158
	9501 Hardware supplies and bulk materiel, common .....	158
99.	Parts Peculiar .....	159
	9901 Multi-listed parts .....	159
PART 3.	WINTERIZATION CRANE AND CARRIER .....	160
Group 01.	Engine .....	160
	0106 Engine lubrication system .....	160
05.	Cooling System .....	160
	0501 Radiator .....	160
06.	Electrical System (Engine and Vehicular, etc.) .....	164
	0607 Instrument or engine control panel .....	164
	0612 Batteries .....	165
18.	Body, Cab, Hood, and Hull .....	167
	1801 Body, cab, hood assemblies .....	167
	1806 Carpets .....	169
22.	Body Chassis or Hull, and Accessory Items .....	169
	2202 Accessory items .....	169
	2207 Winterization equipment .....	183
50.	Pneumatic Equipment .....	204
	5000 Air compressor assembly .....	204
	5002 Crankshaft .....	204
	5006 Lubrication system .....	204
	5007 Compressor drive .....	204
	5008 Air intakes .....	204
	5014 Air receiver .....	205
	5015 Air discharge system .....	205
95.	General Use Standardized Parts .....	206
	9501 Hardware supplies and bulk materiel, common .....	206
99.	Parts Peculiar .....	207
	9901 Multi-listed parts .....	207
Section V.	FEDERAL STOCK NUMBER AND REFERENCE NUMBER INDEX .....	422

**SECTION I.  
INTRODUCTION**

---

**1. Scope**

This manual lists repair parts required for the performance of organizational maintenance of the crane-shovel.

**2. General**

a. The Repair Parts List is arranged as follows:

(1) Individual parts and major assemblies are listed alphabetically by item name within the numbered functional groups.

(2) Assembly components and subassemblies are indented and listed alphabetically by item name under major assemblies.

b. This Repair Parts and Special Tools List is divided into the following sections:

(1) *Prescribed Load Allowance (PLA) - Section II.* A consolidated listing of repair parts quantitatively allocated for initial stockage at the organizational level. This is a mandatory stockage allowance.

(2) *Special Tools, Test and Support Equipment -Section III.* A list of special tools, test and support equipment authorized for the performance of maintenance at the organizational level. (Not Applicable)

(3) *Repair Parts - Section IV.* A list of repair parts authorized for the performance of maintenance at the organizational level.

(4) *Federal Stock Number and Reference Number Index - Section V.* A list of Federal stock numbers followed by reference numbers in ascending alpha-numeric sequence, cross-referenced to index number.

**3. Explanation of Columns**

The following provides an explanation of columns in the tabular lists in sections II, III, and IV:

a. *Source, Maintenance and Recoverability Codes (SMR).*

(1) Source code indicates the selection status and source for the listed item. Source codes are:

*Code Explanation*

P Applied to repair parts which are stocked in or supplied from GSA/DSA or Army supply system, and authorized for use at indicated maintenance categories.

M Applied to repair parts which are not procured or stocked but are to be manufactured at indicated maintenance categories.

A Applied to assemblies which are not procured or stocked as such, but are made up of two or more units, each of which carry individual stock numbers and descriptions and are procured and stocked and can be assembled by units at indicated maintenance categories.

*Code Explanation*

X Applied to parts and assemblies which are not procured or stocked, the mortality of which is normally below that of the applicable end item, and the failure of which should result in retirement of the end item from the supply system.

X1 Applied to repair parts which are not procured or stocked, the requirement for which will be filled by use of the next higher assembly or component.

X2 Applied to repair parts which are not stocked. The indicated maintenance category requiring such repair parts will attempt to obtain them through cannibalization; if not obtainable through cannibalization, such repair parts will be requisitioned with supporting justification through normal supply channels.

G Applied to major assemblies that are procured with PEMA (Procurement Equipment Missiles Army) funds for initial issue only, to be used as exchange assemblies at DSU and GSU maintenance level. These assemblies will not be stocked above DS or GS level or returned to depot supply level.

(2) Maintenance code indicates the lowest category of maintenance authorized to install the listed item. The maintenance level code is:

*Code Explanation*

O Organizational maintenance

(3) Recoverability code indicates whether unserviceable items should be returned for recovery or salvage. Items not coded are expendable. Recoverability codes are:

*Code Explanation*

R Applied to repair parts and assemblies which are economically repairable at DSU and GSU activities and normally are furnished by supply on an exchange basis.

T Applied to high dollar value recoverable repair parts which are subject to special handling and are issued on an exchange basis. Such repair parts normally are repaired or overhauled at depot maintenance activities.

U Applied to repair parts specifically selected for salvage by reclamation units because of precious metal content, critical materials, high dollar value reusable casings or castings.

(4) This column also lists, below the SMR code, an index number for each item in ascending numerical sequence, which is used to locate items in the publication when the Federal stock number and/or reference number is known.

b. *Federal Stock Number.* This column indicates the Federal stock number for the item.

c. *Description.* This column indicates the Federal item name and any additional description of the item required. A part number or other reference number is followed by the applicable five-digit Federal supply code for manufacturers in parentheses. Material required for manufacture or fabrication is identified. Repair parts quantities included in kits, sets and assemblies, not applicable to the end item, are shown in parenthesis following the repair part name.

d. *Unit of Issue.* This column indicates the unit used as a basis for issue, e.g., ea, pr, ft, yd, etc.

e. *Quantity Incorporated in Unit.* This column indicates the quantity of the item used in the functional group.

f. *Fifteen-Day Organizational Maintenance Allowance, Column (3) of Section II and Column (6) of Section III and IV.*

(1) The allowance columns are divided into four subcolumns. Indicated in each subcolumn is the quantity of items authorized for the number of equipments supported. Items authorized for use as required but not for initial stockage are identified with an asterisk in the allowance column.

(2) The quantitative allowances for organizational level of maintenance represents one initial prescribed load for a 15 - day period for the number of equipments supported. Units and organizations authorized additional prescribed loads will multiply the number of prescribed loads authorized by the quantity of repair parts reflected in the appropriate density column applicable to the number of items supported to obtain the total quantity of repair parts authorized.

(3) Organizational units providing maintenance for more than 100 of these equipments shall determine the total quantity of parts required by converting the equipment quantity to a decimal factor by placing a decimal point before the next to last digit of the number to indicate hundredths, and multiplying the decimal factor by the parts quantity authorized in the 51-100 allowance column. Example, authorized allowance for 51-100 equipments is 40; for 150 equipments multiply 40 by 1.50 or 60 parts required.

(4) Subsequent changes to allowances will be limited as follows: No change in the range of items is authorized. If additional items are considered necessary, recommendation should be forwarded to U.S. Army Mobility Equipment Command for exception or revision to the allowance list. Revisions to the range of items authorized will be made by this Command based upon engineering experience, demand data, or TAERS information.

h. *Illustration, Column (7).* This column is divided as follows:

(1) *Figure number, column (7) (a).* Indicates the figure number of the illustration in which the item is shown.

(2) *Item number, column (7) (b)* Indicates the callout number used to reference the item in the illustration.

#### 4. Special Information

a. Repair parts mortality has been based on 3,000 hours operation per year for Crane (sec. IV, part I) and 1200 hours operation per year for Carrier (sec. IV, part II) and 3000 hours operation per year for winterization (sec. IV, part III).

b. Parts which require manufacture or assembly at a category higher than that authorized for installation will indicate in the source column the higher category.

c. The following publications pertain to the crane-shovel and its components:

TM 5-3810-227-15 Operator, organizational, DS, GS, and depot maintenance manual.

LO 5-3810-227-15-1-2-3-4 Lubrication order

#### 5. How to Locate Repair Parts

a. When Federal stock number or reference number is unknown:

(1) *First.* Using the table of contents, determine the functional group within which the repair part belongs.

(2) *Second.* Find the illustration covering the functional group to which the repair part belongs.

(3) *Third.* Identify the repair part on the illustration, and note the illustration figure and item number of the repair part.

(4) *Fourth.* Using the Repair Parts Listing, find the functional group to which the repair part belongs and locate the illustration figure and item number noted on the illustration.

b. When Federal stock number or reference number is known:

(1) *First.* Using the Index of Federal Stock Numbers and Reference Numbers, find the pertinent Fed-Stock Number or Reference Number. This index is in ascending alpha-numeric sequence cross-referenced to an index number.

(2) *Second.* Using the Repair Part Listing, find the index number referenced in the Index of Federal Stock Numbers and Reference Numbers.

#### 6. Abbreviations

cl .....coil  
cu .....cubic  
deg .....degree(s)  
dia .....diameter  
ea .....each  
ft .....feet (foot)  
gal .....gallon (s)  
grp .....group  
id .....inside diameter

in.....inch (es)  
 lg.....long (length)  
 lh.....left hand  
 mtg.....mounting (s)  
 No.....number  
 NPT.....American Standard  
           Taper Pipe Thread  
 od.....outside diameter (s)  
 o/a.....over-all  
 rh.....right hand  
 rl.....reel (roll)  
 spec.....specification  
 ss.....steel strip  
 thd.....thread (ed)  
 thk.....thick (ness)  
 v.....volt(s)  
 w.....wide(width)  
 yd.....yard(s)

<i>Code</i>	<i>Manufacturer</i>
24522.....	Hymphrey Products Division of General Gas Light Co.
24617.....	General Motors Corp.
27182.....	Hansen, A. L. Mfg. Co.
28158.....	Hendrickson Mfg. Co.
30327.....	Imperial Division Imperial-Eastman Group I-T-E Imperial Corporation
37942.....	Mallory, P. R. and Co., Inc.
88151.....	Marathon Electric Mfg. Corp.
89215.....	McCord Corp.
39766.....	Merrill Mfg. Corp.
40152.....	Clark Equipment Co., Construction Machinery Division
41510.....	Morin Mfg. Co.
43334.....	New Departure-Hyatt Bearings Division General Motors Corp.
43766.....	Nice Ball Bearing Co.
46522.....	Hupp, Inc., Cleveland Division
46717.....	Pettibone Mulliken Corp.
48873.....	Prestolite Battery Co., Inc.
57733.....	Stewart-Warner Corp.
58479.....	Quick-Way Division The Superior Equipment Co.
59690.....	Thew & Lorian Co.
61208.....	Twin Disc, Inc.
63477.....	Wagnen Electric Corp., Wagner Division
70040.....	AC Spark Plug Div of General Motors Corp.
70700.....	Alemite Corp.
70281.....	Allen Division Stolper Industries, Inc.
70330.....	King Bee Mfg. Co.
70412.....	Anderson Co., The
70436.....	Arens Controls, Inc.
70485.....	Atlantic India Rubber Works, Inc.
70960.....	North American Rockwell Corp., Universal Joint Plant
71215.....	Rockwell Mfg. Co., Dayton Division
71843.....	Porter, H.K. Co., Inc., Fabricated Metals Products Division Cleveland Forge Works
71951.....	Doray Lamp Co., Inc.
71984.....	Dow Corning Corp.
72113.....	Esco, Corp.
72210.....	Columbus Auto Parts Co.
72560.....	Delco Products Div of General Motors Corp.
72850.....	Bendix Corp., The Motor Components Division
72962.....	Elastic Stop Nut Division of Amerace Esna Corp.
73331.....	Guide Lamp Division of General Motors Corp.
73369.....	Hill, C. L. Mfg. Co., Inc.
73370.....	Fram Corp.
73460.....	Eaton Yale and Towne, Inc., Fuller Transmission Division
73842.....	Goodyear Tire and Rubber Co.

## 7. Federal Supply Codes for Manufacturers

<i>Code</i>	<i>Manufacturer</i>
00000.....	Ordnance Corps.
00309.....	Morris Eureka Electric Wholesale Supply
00736.....	Air-Maze Division of North American Rockwell Corp., Air-Maze Plant
00779.....	Amp., Inc.
01276.....	Aeroquip Corp., Industrial Division
01428.....	Superior Ball Joint Corp.
02280.....	American Hoist and Derrick Co.
03743.....	Appleton Electric Co.
04225.....	Crump, A. L. and Co.
04255.....	Weatherhead Co., The
04618.....	American Pamcor, Inc.
04681.....	Carworth, Inc.
05608.....	General Electric Distributing Corp.
06853.....	Bendix-Westinghouse Automotive Air Brake Co.
07949.....	Rhoads Sheet Metal Works
08070.....	Parker-Hannifin Corp., Automotive Service Products Division
08484.....	Breeze Corporations, Inc.
09704.....	Seats, Inc.
10941.....	Carver Pump Co.
12603.....	Clark Equipment Co.
13345.....	Fabricast, Inc.
13445.....	Cole & Hersee Co.
13548.....	Truck & Lite Co., Inc.
14351.....	Continental Motors Corp.
15867.....	Kansas City Industries, Inc.
16764.....	Delco & Remy Division of General Motors Corp.
18265.....	Donaldson Co., Inc.
19207.....	Army Tank-Automotive Center
19728.....	Prestolite Co., The Division of Eltra Corp.
19954.....	Eaton Mfg. Co., Marshall Division
24161.....	Gates Rubber Co.
24446.....	General Electric Co.

<i>Code</i>	<i>Manufacturer</i>
74400.....	Hobbs, John, W.
74410.....	Holland Hitch Co.
74462.....	Hoof, C. M. Co.
75124.....	Jambor Tool and Stamping Co.
75255.....	Kem Mfg. Co., Inc.
75535.....	Crosby & Laughlin Div of American Hoist and Derrick Co.
76700.....	Nelson Muffler Corp.
77260.....	Pierce Governor Co., Inc.
77326.....	Pollak Joseph Corp.
77640.....	Ross Gear Division TRW, Inc., Lafayette Plant
77915.....	Sheller-Globe Corp., Steering Wheel Division
78189.....	Illinois Tool Works, Inc., Shakeproof Division
78229.....	Steel City Division Midland-Ross Corp.
78357.....	Snap-Tite, Inc.
78500.....	North American Rockwell Corp., Transmission and Axle Div.
78533.....	Star Marine Engine Works Division of Graymarine Corp.
78570.....	Titeflex Div of Atlas Corp.
79227.....	Watts Regulator Co.
79470.....	Weatherhead Co., The
79960.....	Bendix Corp., The Fuel Devices Division
80406.....	Bethlehem Steel Corp.
80523.....	American Chain and Cable Co., Inc. Automotive and Aircraft Division
80749.....	United Specialties Co.
81240.....	Minneapolis-Moline, Inc.
81263.....	Douglas Division Scott and Fetzer Co, The
81300.....	Dayco Corp.
81321.....	Purolator, Inc.
81332.....	Wayne Foundry and Stamping Co.
81336.....	Chief of Engineers
81349.....	Military Specifications Promulgated by Standardization Div Directorate of Logistic Services DSA
81646.....	Ideal Corporation
82268.....	Sparton Electronics Division of Sparton Corp.
82484.....	Sprague Devices, Inc.
84790.....	Dura Corp. Zanesville Division
85181.....	Deublin Co.

85919.....	Electrical Products Corp.
87249.....	Sittler Bros. Horseradish Co.
88136.....	Trombetta Solenoid Corp.
88907.....	Kiekhaeffer Mercury Division of Brunswick Corp.
89110.....	Amp., Inco.
89473.....	General Electric Distributing Corp.
89698.....	Avis Industrial Corp., Rees Mackworth Division
89749.....	Clark Equipment Co, Industrial Truck Div.
89881.....	Clark Equipment Co., Transmission Div of Automotive Div.
90218	Hadley Mfg. Co., Inc. <i>Code Manufacturer</i>
91595.....	Dura Electric Lamp Co., Inc.
92687.....	National Electric Specialty Co.
94222.....	Southco, Inc.
95019.....	Dana Corp., Spicer Division
96823.....	Macchi Corp.
96906.....	Military Standards Promulgated by Standardization Div Directorate of Logistic Services DSA
97286.....	North American Rockwell Corp., Commercial Products Group
97403.....	Army Engineer Research and Development Laboratories
97562.....	American Cable Division of American Chain and Cable Co., Inc.
98126.....	Freedman Seating Co.
98343.....	Berg Mfg. and Sales Co.
98624.....	Michigan Fleet Equipment Co.
98738.....	Stewart & Warner Electronics Division of Stewart & Warner Corp.

## **8. Recommendations for Maintenance Manual Improvements**

Report of errors, omissions, and recommendations for improving this publication by the individual user is encouraged. Reports should be submitted on DA Form 2028 (Recommended Changes to Publications) and forwarded direct to Commanding General, U.S. Army Mobility Equipment Command, ATTN: AMSME-MPP, 4300 Goodfellow Boulevard, St. Louis, Mo. 63120.

**SECTION II. PRESCRIBED LOAD ALLOWANCE**

(1) FEDERAL STOCK NUMBER	(2) DESCRIPTION	(3) 15-DAY ORGANIZATIONAL MAINTENANCE ALLOWANCE			
		(a)	(b)	(c)	(d)
		USABLE ON CODE 1-5	6-20	21-50	51-100
	PART 1. CRANE-SHOVEL GROUP 01 - ENGINE GROUP 0100 - ENGINE ASSEMBLY				
2805-85-8657	GASKET SET	2	2	4	
2805-966-3822	PARTS KIT	2	2	2	
	GROUP 0106 - ENGINE LUBRICATION SYSTEM				
2805-586-5205	HOSE, OIL FILTER		2	2	
2815-605-5038	LINE ASSEMBLY			2	
2940-114-9026	FILTER ELEMENT, FLUID, PRESSURE 7	31	62	125	
2990-961-9521	CAP ASSEMBLY			2	
5330-599-1285	WASHER, NONBETALLIC 7	31	62	125	
	GROUP 03 - FUEL SYSTEM GROUP 0301 - CARBURETOR				
2910-966-3824	CARBURETOR ASSEMBLY		2	2	
	GROUP 0302 - FUEL PUMPS				
2910-288-0403	BOWL, SEDIMENT, FUEL	2	2	3	
2910-537-0228	PUMP, FUEL	2	2	4	
5330-291-9825	WASHER, NONMETALLIC 2	3	6	13	
	GROUP 0306 - TANKS, LINES, FITTINGS				
2910-442-5844	CAP			2	
2910-961-9520	HOSE ASSEMBLY GASKET 515 (98624)			2	
	GROUP 0308 - ENGINE SPEED GOVERNOR				
2990-961-5576	GOVERNOR ASSEMBLY		2	2	
	GROUP - COOLING SYSTEM GROUP 0503 - THEOSAT AND HOUSING GASKET				
4720-444-9444	HOSE, RUBBER			2	
6620-5533-3126	THERMOSTAT		2	2	
	GROUP 0504 - WATER PUMP				
2930-652-5147	PUMP, CENTRIFUGAL			2	
	GROUP 0505 - FAN ASSEMBLY				
3030-821-8277	BELT, V	2	2	4	
	GROUP 06 - ELECTRICAL SYSTEM GROUP 0601 - GENERATOR				
2920-533-3008	GENRATOR, ENGINE ACCESSORY		2	2	
2920-533-3011	PARTS KIT, ELECTRICAL CONTACT BRUSH HOLDER		2	3	6
3030-528-5079	BELT, V	2	2	4	
	GROUP 0602 - GENERATOR REGULATOR				
2920-533-3009	REGULATOR, ENGINE GENERATOR		2	2	

**SECTION II. PRESCRIBED LOAD ALLOWANCE**

(1) FEDERAL STOCK NUMBER	(2) DESCRIPTION  USABLE ON CODE	(3) 15-DAY ORGANIZATIONAL MAINTENANCE ALLOWANCE			
		(a)	(b)	(c)	(d)
		1-5	6-20	21-50	51-100
	GROUP 0603 - STARTING MOTOR				
2920-677-8884	PARTS KIT, STARTER MOTOR	2	2	4	
2920-792-8994	MOTOR, ENGINE STARTER, ELECTRICAL			2	2
2920-985-0273	RELAY-SOLENOID, ENGINE		2	2	
	GROUP 0605 - IGNITION COMPONENTS				
2920-085-9046	DISTRIBUTOR, IGNITION SWITCH		2	2	
2920-536-5436	REPAIR KIT, DISTRIBUTOR 2	3	6	13	
2920-810-7082	SPARK PLUG, SHIELDED 9	37	75	150	
2920-961-5575	LEAD, ELECTRICAL		2	2	
2920-966-2054	LEAD, ELECTRICAL	2	2	3	
	GROUP 0607 - ENGINE CONTROL PANEL				
5925-026-4767	CIRCUIT BREAKER		2	2	
5930-296-6318	SWITCH, TOGGLE			2	
	GROUP 0609 - LIGHTS				
6240-019-0877	LAMP, INCANDESCENT 2	7	15	31	
6240-044-6914	LAMP, INCANDESCENT			2	
6240-643-0687	LAMP, INCANDESCENT 2	6	12	25	
	GROUP 0612 - BATTERIES				
	BATTERY, STORAGE MS35000-3 (96906)			2	
	GROUP 22 - BODY CHASSIS OR HULL, AND ACCESSORY ITEMS				
	GROUP 2202- ACCESSORY ITEMS				
6240-299-6931	LAMP		2	2	4
	GROUP 43 - HYAULIC SYSTEM GROUP 4301 - HOSE, PIPE FITTINGS, TUBING				
2530-215-4150	FITTING, INLET			2	
3810-968-4078	TUBE ASSEMBLY			2	
3810-968-4080	GASKET			2	
3810-968-6277	SWIVEL, JOINT, HYDRAULIC			2	
3810-967-3170	GASKET		2	2	
4730-384-0010	BOLT, FLUID PASSAGE			2	
5310-274-4544	WASHER, FLAT			2	
5310-359-0458	WASHER, FLAT		2	2	
	GROUP 4305 - MANFOLD AD/OR CONTROL VALVES				
3810-968-6276	CYLINDER, HYDAULIC		2	2	
	GROUP 4307 - HYDRAULIC CYLINDERS				
3810-968-6276	CYLINDER, HYDRAULIC		2	2	



**SECTION II. PRESCRIBED LOAD ALLOWANCE**

(1) FEDERAL STOCK NUMBER	(2) DESCRIPTION	(3) 15-DAY ORGANIZATIONAL MAINTENANCE ALLOWANCE			
		(a)	(b)	(c)	(d)
		USABLE ON CODE 1-5	6-20	21-50	51-100
	GROUP 74 - CRANES, SHOVELS AND EARTH MOVING EQUIPMENT COMPONENTS				
	GROUP 7410 - SHOVEL, FRONT ATTACHMENTS				
3810-352-0818	POINT	2	2	4	
	GROUP 7411 - CRANE, DRAGLINE OR CLAMSHELL ATTACHMENTS				
3815-507-6256	BUSHING, SHAFT END			2	
	GROUP 7412 - BACKHOE ATTACHMENTS				
3815-649-8519	KEY, BUCKET TOOTH	2	2	3	
	GROUP 7415 - CLUTCH				
3810-962-4521	BAND ASSEMBLY			2	
3810-968-4076	BAND ASSEMBLY			2	
5315-958-9458	PIN, END		2	2	
	GROUP 7416 - SHAFTS				
3810-969-8712	BRAKE BAND ASSEMBLY			2	
	GROUP 7420 - MACHINERY GEARCASE AND FRAME				
2520-464-4200	FILTER			2	
	GROUP 99 - PARTS PECULIAR				
	GROUP 9901 - MULTI-LISTED PARTS				
2815-605-5038	LINE ASSEMBLY			2	
2920-961-5574	LEAD, SHIELDED		2	2	
3810-962-4520	PIN, LOCK	2	2	3	
4030-125-3101	WEDGE, WIRE ROPE SOCKET		2	2	
5340-878-8988	SPRGIN, HELICAL, EXTENSION		2	2	
	PART 2 - CARRIER				
	GROUP 01 - ENGINE				
	GROUP 0100 - ENGINE ASSEMBLY				
2805-962-4577	GASKET SET		2	2	
2805-962-4578	GASKET SET			2	
	GROUP 0106 - ENGINE LUBRICATION SYSTEM				
2940-580-6283	ELEMENT		2	3	5
	GROUP 03 - FUEL SYSTEM				
	GROUP 0301 - CARBURETOR				
2910-731-8491	CARBURETOR ASSEMBLY			2	
	GROUP 0302 - AIR CLEANER				
2910-710-6054	PUMP, FUEL, ELECTRICAL		2	2	
	GROUP 0306 - TANKS, LINES, FITTINGS				
2910-442-5844	CAP, FUEL TANK			2	

**SECTION II. PRESCRIBED LOAD ALLOWANCE**

(1) FEDERAL STOCK NUMBER	(2) DESCRIPTION	(3) 15-DAY ORGANIZATIONAL MAINTENANCE ALLOWANCE			
		(a)	(b)	(c)	(d)
		USABLE ON CODE 1-5	6-20	21-50	51-100
	GROUP 0309 - FUEL FILTERS				
2910-594-2293	GASKET		2	3	5
2910-652-4446	FILTER ELEMEN, FLUID PRESSURE			2	2
2910-895-3253	GASKET		2	3	5
	GROUP 05 - COOLING SYSTEM				
	GROUP 0503 - WATER HEATERS, THERMOSTATS AND HOUSING GASKET				
2930-966-9129	HOSE, PREFORMED				2
6620-533-3126	THERMOSTAT, FLOW CONTROL				2
	GROUP 0505 - FAN ASSEMBLY				
3030-649-9445	BELT, V, MATCHED SET		2	2	3
	GROUP 06 - ELECTRICAL SYSTEM				
	GROUP 0601 - GENERATOR				
2920-302 -6499	GENERATOR, ENGINE ACCESSORY				2
2920-712-1259	REPAIR KIT, GENERATOR		2	2	3
	GROUP 0602 - GENERATOR REGULATOR				
2920-555-2813	REGULATOR, ASSEMBLY, VOLTAGE				2
	GROUP 0603 - STARTING MOTOR				
2920-677-8884	REPAIR KIT			2	2
2920-960-2772	STARTER MOTOR	-			2
2920-985-0273	RELAY-SOLENOID, ENGINE STARTER, ELECTRICAL				2
	GROUP 0605 - IGNITION COMPONENTS				
2920-358-6960	COIL, IGNITION				2
2920-536-5436	REPAIR KIT, DISTRIBUTOR		2	3	5
2920-810-7080	SPARK PLUG, SHIELDED	2	10	30	60
2920-961-5572	LEAD, ELECTRICAL				2
2920-961-5573	LEAD, ELECTRICAL				2
2920-962-4587	LEAD, HI-TENSION				2
2920-679-3425	DISTRIBUTOR, IGNITION SYSTEM				2
	GROUP 0607 - INSTRUMENT OR ENGINE CONTROL PANEL				
5925-026-4767	CIRCUIT BREAKER				2
6240-019-3093	BULB, LAMP		2	2	4
	GROUP 0609 - LIGHTS				
6220-016-2381	LAMP		2	2	4
6220-678-9047	GASKET				2
6220-732-0658	GASKET				2
6220-736-8545	LAMP		2	2	4
6220-819-7028	LAMP UNIT, HEADLIGHT			2	2
6240-044-6914	LAMP, INCANDESCENT		2	2	4
6240-686-4168	LAMP, INCANDESCENT		2	2	4

**SECTION II. PRESCRIBED LOAD ALLOWANCE**

(1) FEDERAL STOCK NUMBER	(2) DESCRIPTION	(3) 15-DAY ORGANIZATIONAL MAINTENANCE ALLOWANCE			
		(a)	(b)	(c)	(d)
		USABLE ON CODE 1-5	6-20	21-50	51-100
2520-966-2070 2520-966-2072 2520-966-5801	GROUP 09 - PROPELLER AND PROPELLER SHAFTS GROUP 0900 - PROPELLER SHAFTS REPAIR KIT REPAIR KIT PARTS KIT			2	2 2 2
	GROUP 12 - BRAKES				
2530-961-1169	GROUP 1209 - AIR COMPRESSOR ASSEMBLY COMPRESSOR ASSEMBLY, OIL				2
2610-051-9464 2610-275-8000	GROUP 13 - WHEELS AND TRACKS GROUP 1313 - TIRES, TUBES INNER TUBE, PNEUMATIC TIRE TIRE, PNEUMATIC				2 2
3030-778-1241	GROUP 14 - STEERING GROUP 1410 - HYDRAULIC PUMP BELT SET, MATCHED			2	2
6240-299-6931	GROUP 22 - BODY, CHASSIS OR HULL, AND ACCESSORY ITEMS LAMP, INCANDESCENT		2	2	4
3030-821-8270	GROUP 50 - PNEUMATIC EQUIPMENT GROUP 5007 - COMPRESSOR DRIVE BELT, V		2	2	3
2530-531-9940	GROUP 5008 - AIR INTAKES GASKET			2	2
6240-019-0877 6240-266-9940	GROUP 99 - PARTS PECULAIR GROUP 9901 - MULTI-LISTED PARTS LAMP, INCANDESCENT LAMP, INCANDESCENT	2	4 2	7 4	14 7
2540-070-8528	PART 3 - WINTERIZATION CRANE AND CARRIER GROUP 22 - BODY, CHASSIS OR HULL, AND ACCESSORY ITEMS GROUP 2202 - ACCESSORY ITEMS SWITCH, FLAME			2	2
3030-736-8528	GROUP 50 - PNEUMATIC EQUIPMENT GROUP 5007 - COMPRESSOR DRIVE V BELT			2	2
4210-886-0975	GROUP 5008 - AIR INTAKES ELEMENT, FILTER			2	2

**SECTION II. PRESCRIBED LOAD ALLOWANCE**

(1) FEDERAL STOCK NUMBER	(2) DESCRIPTION	(3) 15-DAY ORGANIZATIONAL MAINTENANCE ALLOWANCE			
		(a)	(b)	(c)	(d)
		USABLE ON CODE 1-5	6-20	21-50	51-100
4310-576-3717	GASKET			2	2
	GROUP 99 - PARTS PECULIAR GROUP 9901- MULTI-LISTED PARTS				
2910-735-4014	PUMP ASSEMBLY, ELECTRICAL				2
2920-706-7499	RELAY, ARMATURE				2
2930-736-8539	THERMOSTAT ASSEMBLY				2
4520-774-6129	SPARK PLUG		2	2	3
4520-854-3589	COIL, IGNITER				2
5905-779-6005	RESISTOR, VARIABLE				2
5925-811-2973	CIRCUIT BREAKER				2
5930-825-8161	SWITCH, TOGGLE				2
5930-843-3852	SWITCH, THERMOSTATIC				2
5945-677-1967	RELAY			2	2
6240-155-8714	LAMP, 24 VOLT		2	3	5

(1) SMR CODE	(2) FEDERAL STOCK NUMBER	(3) DESCRIPTION  REF NUMBER & MFR CODE	(4) UNIT OF MEAS  USABLE ON CODE	(5) QTY INC IN UNIT	(6) 15-DAY ORGANIZATIONAL MAINTENANCE ALW				(7) ILLUS- TRATION	
					(a)	(b)	(c)	(d)	(a)	(b)
					1-5	6-20	21-50	51-100	FIG. NO.	ITEM NO.
		SECTION IV. - REPAIR PARTS FOR ORGANIZATIONAL MAINTENANCE PART 1 - CRANE-SHOVEL GROUP 01 - ENGINE 0100 - ENGINE ASSEMBLY								
00001 00002 P 0 00003 X1 00004 X1 00005 X1 00006 X1 00007 P 0 00008	2805-585-8657	GASKET SET: VALVE GRIND B600T150 (14351) GASKET: exhaust and intake manifold mtg B6003400 (14351) GASKET: thermostat housing M600K277 (14351) GASKET: valve cover E600A206 GASKET: valve cover stud	EA	1	*	2	2	4		
X1 00009 X1 00010 X1 00011 X1 00012 X1 00013 X1 00014 X1 00015 X1 00016 X1 00017 X1 00018 X1 00019 X1 00020 X1 00021 X1 00022 X1 00023 X1 00024	2805-966-3822	PARTS KIT: main overhaul BS415U110 (14351) (Includes components of GASKET SET, Stock No. 2805-585-8657)  GASKET: carburetor mtg T427F22 (14351) GASKET: endplate M600B305 (14351) GASKET: exhaust flange M330E203 (14351) GASKET: fuel pump hole cover 16EV201 (14351) GASKET: fuel pump mtg 16EV201 (14351) GASKET: gearcover M600B313 (14351) GASKET: governor mtg F140M232 (14351) GASKET: governor mtg F400S202 GASKET: oil pump cover C400L231 (14351) GASKET: PUMP MTG B600K331 (14351) GASKET: stud hole X335 (14351) GASKET: water pump body M600K322 (14351) PACKING, MATERIAL: filler block T427B201 (143510) SEAL ASSEMBLY, WATER PUMP U501K3090 (14351) SEAL, PLAIN, ENCASED: crankshaft X1527 (14351) WASER NONMETALLIC: fan hub	EA	1	*	2	2	2		
00025  X1 00026		0101 - CRANKCASE, CYLINDER HEAD  GASKET: fuel pump hole cover 16EV201 (14351) (Component of PARTS KIT, Stock No. 2805-966-3822, See Group 0100)	EA	1						

(1) SMR CODE	(2) FEDERAL STOCK NUMBER	(3) DESCRIPTION  REF NUMBER & MFR CODE	(4) UNIT OF MEAS  USABLE ON CODE	(5) QTY INC IN UNIT	(6) 15-DAY ORGANIZATIONAL MAINTENANCE ALW				(7) ILLUS- TRATION	
					(a)	(b)	(c)	(d)	(a)	(b)
					1-5	6-20	21-50	51-100	FIG. NO.	ITEM NO.
00027		0102 - CRANKSHAFT								
X1 00028		PACKING, MATERIAL, filler block T427B201 (14351) (Component of PARTS KIT, Stock No. 2805-966-3822, See Group 0100)	EA	2						
X1 00028A		SEAL, PLAIN, ENCASED: crankshaft X1527 (14351) (Component of PARTS KIT, Stock No. 2805-966-3822, See Group 0100)	EA	1						
00029		0105 - VALVES, CAMSHAFTS AND TIMING SYSTEM								
X2 0 00030		COVER, FRONT, valve E604A200 (14351)	EA	1				1		3
X2 0 00031		COVER, REAR: valve B600A3190 (14351)	EA	1				1		1
X1 00032		GASKET: gearcover M600B313 (14351) (Components of PARTS KIT, Stock No. 2805-966-3822, See Group 0100) (Can be manufactured from PAPER, Stock No. 5330-270-8469)	EA	1						
X1 00033		GASKET: stud hole X335 914351) (Component of PARTS KIT, , Stock No. 2805-96603822, See Group 0100)	EA	4						
X1 00034		GASKET: valve cover E600A206 (14351) (Component of GASKET SET, Stock No. 2805-585-8657, See Group (0100)	EA	2				1		2
X1 00035		GASKET: valve cover stud X334 (14351) (Component of GASKET SET, Stock No. 2805-585-8657, See Group 0100)	EA	4				1		4
X2 0 00036		NUT, PLAIN, HEXAGON: cover mtg X18327 (14351)	EA	4						
00037		0106 - ENGINE LUBRICATION SYSTEM								
X2 0 00038		ADAPTER, STRAIGHTS, PIPE TO TUBE: oil line tee X12000 (14351)	EA	1				3		24
X2 0 00039		ADAPTER, STRAIGHT, PIPE TO TUBE: tube to valve cover x5106 (14351)	EA	1						
X2 0 00040		BREATHER R600F312 (14351)	EA	1				2		21
X2 0 00041		BUSHING, PIPE: tee to block X12166 (14351)	EA	1				1		9
X2 0 00042		BUSHING, PIPE: tube to tee X12183 (143510)	EA	1				4		18
X2 0 00043		BUSHING, REDUCED: oil cooler inlet and outlet X12183 (14351)	EA	2				3		28
P 0 00044	2990-961-9521	CAP ASSEMBLY: oil fill Z129L2000 (14351)	EA	1	*	*	*	2	2	18
X2 0 00045		CLIP: oil fill X5620 (14351)	EA	2				3		2
X2 0 00046		COCK, PLUG X1020 (14351)	EA	1				3		30
X2 0 00047		DISK, VALVE 12KL228 (14351)	EA	1				1		5
X2 0 00048		ELBOW, PIPE: cap mtg X5158 (14351)	EA	1				2		20

(1) SMR CODE	(2) FEDERAL STOCK NUMBER	(3) DESCRIPTION  REF NUMBER & MFR CODE	(4) UNIT OF MEAS  USABLE ON CODE	(5) QTY INC IN UNIT	(6) 15-DAY ORGANIZATIONAL MAINTENANCE ALW				(7) ILLUS- TRATION	
					(a)	(b)	(c)	(d)	(a)	(b)
					1-5	6-20	21-50	51-100	FIG. NO.	ITEM NO.
X2 0 00049	4730-288-9363	ELBOW, PIPE: oil filter hose X12393 (14351)	EA	3					3	11
X2 0 00050		ELBOW, PIPE TO TUBE: hose mtg	EA	1					3	29
X2 0 00051	4730-288-9363	ELBOW, PIPE: tube mtg X 5188 (14351)	EA	1					4	16
X2 0 00052		FILLER, BODY F600L3450 (14351)	EA	1					2	19
X2 0 00053	4730-288-9363	FILTER, FLUID, PRESSURE F21PL (73370)	EA	2					3	31
X1 00054		BODY ADDEMBLY, OIL FILTER 5214 (73370)	EA	2					3	10
X1 00055	4730-288-9363	TUBE ASSEMBLY, CENTER, OIL FILTER 11733 (73370)	EA	2						
X1 00056		COVER ASSEMBLY, OIL FILTER 5241 (73370)	EA	2					3	3
P 0 00057	2940-141-9026	FILTER ELEMENT, FLUID, PRESSURE MS35345-1 (96906)	EA	2	7	31	62	125	3	5
X2 0 00058	5310-543-2629	NUT, PLAIN, SQUARE: strap 12334 (73370)	EA	4					3	14
0 00059	5305-984-5684	SCREWM MACHINE: strap	EA	4	*	*	*	*	3	19
X2 0 00060	5310-010-3320	STRAP, BRACKET, OIL FILTER 102153 (73370)	EA	4					3	18
0 00061		WASHER, LOCK: strap	EA	6	*	*	*	*	3	17
P 0 00062	5330-599-1285	WASHER, NONMETALLIC: cover 11582 (73370)	EA	2	7	31	62	125	3	4
X1 00063	2815-131-5527	GASKET: oil pump cover C400L231 (14351)	EA	1						
P 0 00064		GASKET: relief valve plug W4B108 (14351)	EA	1	*	*	*	*	1	7
M 0 00065	4730-202-9381	HOSE ASSEMBLY MANUFACTURE FROMF;	EA	1					3	1
X2 0 00066		ADAPTER, STRAIGHT, PIPE TO HOSE	EA	1						
X2 0 00067	4730-683-8787	ADAPTER, STRAIGHT, TUBE TO HOSE	EA	1						
P 0 00068	4720-289-5213	HOSE, RUBBER (30 in. Required)	FT			SEE	GRP	9501		
M 0 00069	4730-202-9381	HOSE ASSEMBLY: oil filter to cooler X8016-18 (14351)	EA	1						
X2 0 00070		ADAPTER, STRAIGHT, PIPE TO HOSE	EA	1						
X2 0 00071	4730-683-8787	ADAPTER, STRAIGHT, TUBE TO HOSE	EA	1						
P 0 00072	4720-289-5213	HOSE, RUBBER (21 ½ in. required)	FT			SEE	GRP	9501		
P 0 00073	2805-586-5205	HOSE, OIL FILTER: filter connecting X8016-6 (14351)	EA	2	*	*	2	2	3	12
M 0 00074	4730-202-9381	LINE ASSEMBLY: crankcase to oil filter inlet X8016-12 (14351)	EA	1					3	26
X2 0 00075		ADAPTER, STRAIGHT, PIPE TO HOSE	EA	1						
X2 0 00076	4730-683-8787	ADAPTER, STRAIGHT, TUBE TO HOSE	EA	1						
P 0 00077	4720-289-5213	HOSE, RUBBER (16 in. required)	FT			SEE	GRP	9501		

(1) SMR CODE	(2) FEDERAL STOCK NUMBER	(3) DESCRIPTION  REF NUMBER & MFR CODE	(4) UNIT OF MEAS  USABLE ON CODE	(5) QTY INC IN UNIT	(6) 15-DAY ORGANIZATIONAL MAINTENANCE ALW				(7) ILLUS- TRATION	
					(a)	(b)	(c)	(d)	(a)	(b)
					1-5	6-20	21-50	51-100	FIG. NO.	ITEM NO.
P 0281	5-605-5038	LINE ASSEMBLY: oil filter	EA	1	*	*	*	2	3	21
00078		X8016-16 (14351)								
X2 0		NIPPLE, PIPE: oil filter hose tee	EA	1					3	23
00079		X12463 (14351)								
X2 0		NIPPLE, PIPE: oil filter hose tee	EA	1						
00080		X12683 (14351)								
X2 0		NIPPLE, PIPE: tee	EA	1					3	27
00081		X1236 (14351)								
X2 0		NIPPLE, PIPE: tee to manifold	EA	1					4	5
00082		X12459 (14351)								
0	5310-543-2629	NUT, PLAIN, HEXAGON: strap to support	EA	8	*	*	*	*	3	16
00083										
0	5310-543-2629	NUT, PLAIN, HEXAGON: support mtg	EA	4	*	*	*	*	3	7
00084										
X2 0		PLUG, MACHINE THREAD	EA	1					1	8
00085		12KL226 (14351)								
X2 0		PLUG, MACHINE THREADED, MAGNETIC	EA	1					2	17
00086		X7624 (14351)								
X2 0	4730-683-8718	PLUG, PIPE: tee	EA	1					4	7
00087										
X2 0		ROD ASSEMBLY: oil gage	EA	1					2	15
00088		B415L2040								
X1		COVER	EA	1						
00089		K404L209 (14351)								
X1		ROD	EA	1						
00090		B415L204 (14351)								
X1		WASHER, NONMETALLIC	EA	1						
00091		K404L210 (14351)								
X2 0		SPACER	EA	4					3	9
00092		F400M226 (14351)								
P 0	2805-664-8917	SPRING, HELICAL, COMPRESSION: valve	EA	1	*	*	*	*	1	6
00093		M600L223								
X2 0		SUPPORT	EA	1					3	6
00094		B415L207								
X1		STUD, PLAIN	EA	8						
00095		X1975 (14351)								
X2 0		SUPPORT, OIL LEVEL GAGE	EA	1					2	16
00096		10EL227 (14351)								
X2 0		TEE, PIPE: oil filter	EA	2					3	20
00097		X12170 (14351)								
X2 0		TEE, OIL FILTER	EA	2					3	20
00098		X12021 (14351)								
X2 0		TEE, PIPE: oil line cock	EA	1					3	22
00099		X12671 (14351)								
X2 0		TEE, PIPE: valve mtg	EA	1					4	6
00100		X5248 (14351)								
X2 0		TUBE: valve to valve cover	EA	1					4	15
00101		B415F4080 (14351)								
X2 0		VALVE, SAFETY RELIEF: manifold	EA	1					4	17
00102		M600F2150 (14351)								
X2 0		WASHER, FLAT (as required)								
00103		X14324 (14351)								
X2 0		WASHER, FLAT: strap to support	EA	8					3	13
00104		X14351 (14351)								



(1) SMR CODE	(2) FEDERAL STOCK NUMBER	(3) DESCRIPTION  REF NUMBER & MFR CODE	(4) USABLE ON CODE UNIT OF MEAS	(5) QTY INC IN UNIT	(6) 15-DAY ORGANIZATIONAL MAINTENANCE ALW				(7) ILLUS- TRATION	
					(a)	(b)	(c)	(d)	(a)	(b)
					1-5	6-20	21-50	51-100	FIG. NO.	ITEM NO.
0 00105	5310-297-2562	WASHER, LOCK: filter mtg	EA	4	*	*	*	*	3	15
0 00106	5310-297-2562	WASHER, LOCK: support mtg	EA	4	*	*	*	*	3	8
00107 1		0108 - MANIFOLDS								
X2 0		CLAMP, BRIDGE: manifold mtg	EA	7					4	20
00108		M600E200 (14351)								
X2 0		FLANGE, MANIFOLD	EA	1					5	11
000109		M600E309 (14351)								
X1		GASKET: exhaust and intake manifold mtg	EA	1					4	1
00110		B600E400 (14351)								
		(Component of GASKET SET, Stock No. 2805-585-8657, See Group 0100)								
X1		GASKET: exhaust flange	EA	1					5	12
00111		M330E203 (14351)								
		(Component of PARTS KIT, Stock No. 2805-966-3822, See Group 0100)								
X2 0		MANIFOLD, EXHAUST: front	EA	1					4	2
00112		B415E402 (14351)								
X2 0		MANIFOLD, EXHAUST: rear	EA	1					4	23
00113		B415E402								
X2 0		MANIFOLD, INTAKE	EA	1					4	4
00114		B415F501 (14351)								
X2 0		NUT, PLAIN, HEXAGON: manifold mtg	EA	11					4	19
00115		X18121 (14351)								
X2 0		NUT, SELF-LOCKING: outlet flange	EA	4					5	21
00116		X18067 (14351)								
X2 0		PLUG, PIPE: intake manifold	EA	6					4	3
00117		X101 (14351)								
X2 0		STUD, PLAIN: manifold mtg	EA	11					4	22
00118		X4353 (14351)								
X2 0		STUD, PLAIN: manifold outlet flange	EA	4					5	10
00119		X19095 (14351)								
X2 0		WASHER, FLAT: manifold mtg	EA	4					4	26
00120		X14319 (14351)								
0	5310-894-9407	WASHER, FLAT: outlet flange	EA	4	*	*	*	*	5	22
00121										
00122		GROUP 02 - CLUTCH								
00123		0200 -CLUTCH ASSEMBLY								
X2 0		FITTING, LUBRICATION; collar	EA	2						
00124		MS15003-1 (96906)								
00125		0202 - CLUTCH RELEASE MECHANISM								
X2 0		CLUTCH CONTROL ASSEMBLY	EA	1					6	
00126		780878 (02280)								
X2 0		COLLAR: crank	EA	1		SEE	GRP	9901	6	
00127		801643								
X2 0		CRANK	EA	1					6	15
00128		580905 (02280)								
X2 0		CRANK, BELL	EA	1					6	12
00129		580911 (02280)								
X2 0		CRANK, BELL	EA	1					6	3
00130		680780 (02280)								
X2 0		FITTING, LUBRICATION: crank	EA	2					6	13
00131		MS15003-1 (96906)								

(1) SMR CODE	(2) FEDERAL STOCK NUMBER	(3) DESCRIPTION  REF NUMBER & MFR CODE	(4) USABLE ON CODE	(5) UNIT OF MEAS	(6) 15-DAY ORGANIZATIONAL MAINTENANCE ALW	(7) ILLUS- TRATION					
						(6)				(a)	(b)
						(a)	(b)	(c)	(d)	(a) FIG. NO.	(b) ITEM NO.
1-5	6-20	21-50	51-100								
X2 0 00132	5315-010-8659	LEVER 580906 (02280)		EA	1					6	9
0 00133		PIN, COTTER; crank mtg		EA	1	*	*	*	*	6	16
X2 0 00134		PIN, COTTER: pin 804910 (02280)		EA	1					6	7
X2 0 00135		PIN, STRAIGHT, HEADED; rod mtg 2708-1-2-7A (71843)		EA	4					6	4
X2 0 00136		ROD 580908 (02280)		EA	1					6	14
X2 0 00137		CLEVIS: rod N07 (71215)		EA	1		SEE	GRP	9901	6	8
0 00138		NUT, PLAIN, HEXAGON: rod		EA	1	*	*	*	*	6	6
X2 0 00139		ROD 580907 (2088)		EA	1					6	5
X2 0 00140		CLEVIS: rod N07 (71215)		EA	1		SEE	GRP	9901	6	8
0 00141		BUT, PLAIN, HEXAGON HEAD: crank mtg		EA	1	*	*	*	*	6	6
X2 0 00142		SCREW, CAP, HEXAGON HEAD: crank mtg 802367 (02880)		EA	2					6	10
X2 0 00143		SETSCREW: collar 125843 (24617)		EA	1					6	1
0 00144		WASHER, LOCK		EA	2	*	*	*	*	6	11
X2 0 001454		FITTING, LUBRICATION: shifter fork M503 (61208)		EA	2					6	13
0 00146	GROUP 03 - FUEL SYSTEM 0301 - CARBURETOR										
P 0 00147	2910-966-3824	CARBURETOR ASSEMBLY 12853 (79960)		EA	1	*	*	2	2	7	2
00148		AIR INTAKE ASSEMBLY A4-17B (79960)		EA	1						
X1 00149		BRACKET CR88-9 (79960)		EA	1						
X1 00150		INTAKE, AIR AR4-17B 979960)		EA	1				8		4
X1 00151		PIN CT-66-8 (79960)		EA	1						
X1 00152		PLATE, NAME C147-28 (79960)		EA	1						
X1 00153		PLUG, CARBURETOR PASSAGE CR137-37 (79960)		EA	1						
X1 00154		SCREW, DRIVE T73-14 (79960)		EA	2						
X1 00155		SCREW, DRIVE C124-28 (79960)		EA	1						
X1 00156		TUBE, PILOT CR63-38 (79960)		EA	1						
X1 00157		TUBE, PILOT CR63-37 (79960)		EA	1						
X1 00158											

(1) SMR CODE	(2) FEDERAL STOCK NUMBER	(3) DESCRIPTION  Reference Number and FSCM  USABLE ON CODE	(4) UNIT OF MEAS	(5) QTY INC IN UNIT	(6) 15-DAY ORGANIZATIONAL MAINTENANCE ALW				(7) ILLUSTRATION	
					(a) 1-5	(b) 6-20	(c) 21-50	(d) 51-100	(a) FIG NO	(b) ITEM NO
X1 00159		BRACKET ASSEMBLY SHUITMR C109-40-1 (79960)	EA	1						
X1 00160		BRACKET CR109-40 (79960)	EA	1					8	5
X1 00161		RETAINER, VALVE spring CR115-10 (79960)	EA	1					8	9
X1 00162		SCREW, MACHINE C140-38 (79960)	EA	1						
X1 00163		SCREW, MACHINET bracket C140-39 (79960)	EA	2					8	6
X1 00164		BUTTON, REST C124-19 (79960)	EA	1						
X1 00165		CAP, DUST C131-17 (79960)	EA	1					8	1
X1 00166		FILTER AND HEAD ASSEMBLY F482X1T5 (79960)	EA	1						
X1 00167		ELEMENT ASSMBLY, FILTER F2X115 (79960)	EA	1					8	14
X1 00168	2910-605-5329	PLUG, FUEL FILTER C138-46 (79960)	EA	1					8	13
X1 00169		WASHER, EMENT F121X115 (79960)	EA	1						
X1 00170		FLOAT ASSMEBLY CR85-98 (79960)	EA	1					8	16
X1 00171		FUEL BOWL ASSEMBLY A3-40DM (79960)	EA	1						
X1 00172		RING, SLEEVE, IDLE CR67-1 (79960)	EA	1						
X1 00173		BOWL, FUEL BR3-40D (79960)	EA	1					9	2
X1 00174		BUSHING, DISCHARGE CR66-82 (79960)	EA	2						
X1 00175		PLUG CR137-38 (79960)	EA	2						
X1 00176		PLUG, EXPANSION C131-2 (79960)	EA	1						
X1 00177		PLUG, MACHINE bowl C138-24 (79960)	EA	2					9	17
X1 00178		HINGE CR86-17 (79960)	EA	1						
X1 00179	-	DISCHARGE, CARBURETOR 23-1-75 (79960)	EA	2					9	16
X1 00180		B AND SHAFT ASSEMBLY 1-12853 (79960)	EA	1						
X1 00181		BUSHING, SLEEVE 26-81 (79960)	EA	1						
X1 00182		LEVER AND SWIVEL ASSEMBLY C106-70-1 (79960)	EA	1						
X1 00183		LEVER CR160-70 (79960)	EA	1					8	7
X1 00184		SCREW, MACHINE: clasp T8S8-7 (79960)	EA	1					8	12

(1) SMR CODE	(2) FEDERAL STOCK NUMBER	(3) DESCRIPTION  Reference Number and FSCM USABLE ON CODE	(4) UNIT OF MEAS	(5) QTY INC IN UNIT	(6) 15-DAY ORGANIZATIONAL MAINTENANCE ALW				(7) ILLUSTRATION	
					(a) 1-5	(b) 6-20	(c) 21-50	(d) 51-100	(a) FIG NO	(b) ITEM NO
X1		SCREW, MACHINE: swivel	EA	1					8	11
00185		T8S89 (79960)								
X1		SPRING, HELICAL, TORSION	EA	1					8	8
00186		C117-27 (79960)								
X1		SWIVEL	EA	1						
00187		C134-47 (79960)								
X1		PIN, COTTER	EA	1					8	10
00188		T61-4 (79960)								
X1		RETAINER, VALVE SPRING	EA	1					9	3
00189		CR115-10 (79960)								
X1		SHAFT ASSMBLY	EA	1						
00190		C105-237 (79960)								
X1		PIN	EA	1						
00191		CT63-18 (79960)								
X1		SHAFT	EA	1					8	3
00192		CR105-237 (79960)								
X1		LEVER AND SHAFT ASSEMBLY	EA	1						
00193		C229-12853 (79960)								
X1		LEVER ASSMBLY, STOP	EA	1						
00194		C25-89 (79960)								
X1		HUB	EA	1						
00195		CR26-21 (79960)								
X1		LEVER, STOP	EA	1					9	19
00196		CR25-89 (79960)								
X1		SCREW, MACHINE stop	EA	1					9	12
00197		T8S10-15 (79960)								
X1		SPRING, HELICAL, COMPRESSION	EA	1					9	13
00198		C111-62 (79960)								
X1		PIN, TAPERED, PLAIN lever	EA	1					9	18
00199		CT63-9 (79960)								
		SHAFT, THROTTLE	EA	1						
00200		C23-720 (79960)								
X1		LEVER, CLAMP	EA	1					9	9
00201		C2-10DJ X2 (79960)								
X1		SCREW, MACHINE lever	EA	1					9	10
00202		TSS10-9 (79960)								
X1		LEVER, FLOATING	EA	1					9	8
00203		CR25-18CF X3 (79960)								
X1		PIN, TAPEPED, PLAIN: spacer	EA	1					8.	17
00204		CT63-9 (79960)								
X1		PLATE, AIR SHUTTER	EA	1					8	19
00205		C102-45 (79960)								
X1		PLATE, THROTTLE	EA	2						
00206		C21-67 (79960)								
X1		PLUG, PIPE	EA	1					9	15
00207		T91-3 (79960)								
X1		SCREW: body	EA	4					9	1
00208		T308S15-14 (79960)								
X1		SCREW, MACHINE	EA	1						
00209		C138-38 (79960)								
X1	5305-207-5598	SCREW, MACHINE	EA	6					8	15
00210										
X1		SEAT, FUEL VALVE	EA	1					8	20
00211		CR82-1-50 (79960)								

(1) SMR CODE	(2) FEDERAL STOCK NUMBER	(3) DESCRIPTION  Reference Number and FSCM  USABLE ON CODE	(4) UNIT OF MEAS	(5) QTY INC IN UNIT	(6) 15-DAY ORGANIZATIONAL MAINTENANCE ALW				(7) ILLUSTRATION	
					(a) 1-5	(b) 6-20	(c) 21-50	(d) 51-100	(a) FIG NO	(b) ITEM NO
X1 00212		SHELL CR85-32 (79960)	EA	2						
X1 00213		SPACER, BUSHING C130-11 (79960)	EA	1						
X1 00214		SPACER, SLEEVE 013004 (79960)	EA	1				8	2	
X1 00215		SPRING, HEXICAL, COMPRESSION C111-9 (79960)	EA	2				8	18	
X1 00216		STOP C25-158 (79960)	EA	1				9	5	
X1 00217		NUT, PLAIN, SQUARE stop crew S21Slo (79960)	EA	1				9	11	
X1 00218		SCREW, CLAMP T8510-13 (79960)	EA	1				9	7	
X1 00219		WASHER, CLAMP SCREW C135-16 (79960)	EA	1				9	6	
X1 00220		THROTTLE BODY ASSEMBLY B2-82G3 (79960)	EA	1						
X1 00221		BEARINGS CT94-12 (79960)	EA	2						
X1 00222		BODY AR2-82G (79960)	EA	1				9	4	
X1 00223		PIN, THROTTLE STOP CR121-32 (79960)								
X1 00224		PLUG CR137-12 (79960)	EA	2						
X1 00225		SLEEVE C131-33 (79960)	EA	2						
X1 00226		VALVE, FUEL CR83-1 (79960)	EA	1				8	21	
X1 00227		VENTURI C38-23-20 (79960)	EA	2				9	14	
X1 00228		WASHER, FIBER T56-52 (79960)	EA	2						
X1 00229	5310-043-2226	WASHER LOCK	EA	6						
X1 00230		GASKET: carburetor mtg T427F22 (14351) (Component of PARTS KIT, Stock No. 2805-966-3822, See Group 0100) (Can be manufactured from PAPER, GASKET, Stock No. 5330-270-8469	EA	1				7	8	
X2 0 00231		NUT, PLAIN HEXAGON: carburetor mtg X1801E (14351)	EA	4				7	5	
X2 0 00232		STUD, PLAIN: carburetor mtg X1954B (14351)	EA	4				4	29	
X2 0 00233		WASHER LOCK: carburetor mtg. X297A (14351)	EA	4				7	6	
X1 00234		0302-FUEL PUMPS GASKET: fuel pump mtg 16EV201 (14351)	EA	1				7	9	
X2 0 00235		(Component of PARTS KIT, Stock No. 2805-966-3822, See Group 0100) NUT, PLAIN HEXAGON: pump mtg X1801E (14351)	EA	2				7	11	

(1) SMR CODE	(2) FEDERAL STOCK NUMBER	(3) DESCRIPTION  Reference Number and FSCM	(4) UNIT OF MEAS	(5) QTY INC IN UNIT	(6) 15-DAY ORGANIZATIONAL MAINTENANCE ALW				(7) ILLUSTRATION	
					(a) 1-5	(b) 6-20	(c) 21-50	(d) 51-100	(a) FIG NO	(b) ITEM NO
P 0 00237	2910-537-0228	PUMP, FUEL 5594296 (70040)	EA	1	*	2	2	4	7	1
P 0 00238		BOWL, SEDIMENT FUEL 5590156 (70040)	EA	1	*	2	2	3	7	12
P 0 00239	5330-291-9825	WASHER, NONMETALLIC: bowl 5590037 (70040)	EA	1	2	3	6	13	7	15
X2 0 00240		WASHER, LOCK: pump mtg X202 (14351)	EA	2					7	10
00241		0304 - AIR CLEANER								
X2 0 00242		AIR CLEANER ASSEMBLY 780873 (02280)	EA	1					10	
X2 0 00243		BRACKET: air cleaner mtg 580866 (02280)	EA	1					10	17
X2 0 00244		CLAMP, HOSE 805289 (02280)	EA	4					10	2
X2 0 00245		CLAMP: tube mtg 482138 (02280)	EA	2					10	7
X2 0 00246		CLEANER, AIR KAXOO-0377 (18265)	EA	1					10	
X1 00247		BODY P10-1366 (18265)	EA	1					10	1
X2 0 00248		BRACKET AAH00-0345 (18265)	EA	1					10	19
X2 0 00249		CLAMP P10-1378 (18265)	EA	1					10	21
X2 0 00250		CUP, INNER P10-1374 (18265)	EA	1					10	13
X2 0 00251		CUP, OUTER P10-1306 (18265)	EA	1					10	14
0 00252	5310-732-0558	NUT, PLAIN, HEXAGON: bracket to bracket	EA	4	*	*	*	*	10	20
X2 0 00253		SCREW, CAP, HEXAGON HEAD bracket to bracket 802287 (02280)	EA	4					10	18
X2 0 00254		SCREW, CAP, HEXAGON HIAD: bracket to flywheel housing 802285 (02280)	EA	2					10	15
X2 0 00255		SLEEVE 481651 (02280)	EA	1					10	8
X2 0 00256		SLEEVE: tube to air cleaner 481677 (02280)	EA	1					10	9
X2 0 00257		SLEEVE: tube to carburetor 481652 (02280)	EA	1					10	12
X2 0 000258		SLEEVE valve mtg 481680 (02280)	EA	1					10	3
00259		TUBING 481657 (02280)	EA	1					10	6
		TUBING: air cleaner to carburetor 048658 (02880)	EA	1					10	11
0 00261	5310-261-7340	WASHER, LOCK: bracket to bracket and bracket to flywheel housing	EA	6	*	*	*	*	10	16
X2 0 00262		CLAMP, HOSE: hose to valve 805289 (02280)	EA	2					10	2
X2 0 00263		CLAMP: tube mtg 780873-13 (02280)	EA	2					10	10

(1) SMR CODE	(2) FEDERAL STOCK NUMBER	(3) DESCRIPTION  Reference Number and FSCM  USABLE ON CODE	(4) UNIT OF MEAS	(5) QTY INC IN UNIT	(6) 15-DAY ORGANIZATIONAL MAINTENANCE ALW				(7) ILLUSTRATION	
					(a) 1-5	(b) 6-20	(c) 21-50	(d) 51-100	(a) FIG NO	(b) ITEM NO
X2 0 00264		CLAMP: valve. mtg X2642 (10941)	EA	1					10	5
X2 0 00265		NUT, PLAIN, HEXAGON preheater mtg X18506 (14351)	EA	7					4	14
X2 0 00266		NUT preheater mtg 18507 (14351)	EA	2					4	10
X2 0 00267		NUT: preheater mtg X18506 (14351)	EA	2					4	9
X2 0 00268		PLATE, END: preheater mtg B415F312 (1351)	EA	1					4	11
X2 0 00269		PREHEATER manifold B415F4060 (14351)	EA	1					4	8
X2 0 00270		SPACER preheater mtg X14482 (14351)	EA	1					4	25
X2 0 000271		SPACER preheater mtg 4001202 (14351)	EA	1					4	27
X2 0 00272		STUD, PLAIN preheater mtg X4138 (14351)	EA	5					4	21
X2 0 00273		STUD, PLAIN: preheater mtg X19837 (14351)	EA	1					4	24
X2 0 00274		STUD, PLAIN preheater mtg X19975 (14351)	EA	1					4	28
X2 0 00275		VALVE, AIR CONTROL B415F407 (14351)	EA	1					10	4
0 00276		preheater mtg X14219 (14351)	EA	1					8	12
0 00278	5310-010-3320	WASHER-, LOCK: preheater mtg 0306- TANKS, LINES, FITTING	EA	3	*	*	*	*	8	13
X2 0 00279		BUSHING, PIPE: fuel pump hose X12143 (14351)	EA	2					11	4
X2 0 00280		BUSHING PIPE: hose X12143 (14351)	EA	1					7	14
00281		CLAMP: fuel pump hose Y91M213 (14351)	EA	1					7	7
X2 0 00282		ELBOW, PIPE fuel pump X12474 (14351)	EA	1					7	16
X2 0 00283		ELBOW, PIPE TO TUBE: carburetor X1248S (14351)	EA	1					7	3
X2 0 00284		ELBOW, PIPE TO TUBE fuel pump X12502 (14351)	EA	1					7	13
P 0 00285	2910-961-9520	HOSE ASSEMBLY: fuel to pump carburetor X8196-30 (14351)	EA	1	*	*	*	2	7	4
X2 0 00026	5310012-3221	NUT, PLAIN, HEXAGON X18020 (14351)	EA	1					7	5
X2 0 00287	4730-032-8988	PLUG, PIPE	EA	1						
X2 0 00288		TANK ASSEMBLY, FUEL 780875 (02280)	EA	1					11	
X2 0 00289		ANGLE 481672 (02280)	EA	2					11	14
X2 0 00290		ELBOW, PIPE 5340273 (00000)	EA	1					11	5

(1) SMR CODE	(2) FEDERAL STOCK NUMBER	(3) DESCRIPTION  Reference Number and FSCM  USABLE ON CODE	(4) UNIT OF MEAS	(5) QTY INC IN UNIT	(6) 15-DAY ORGANIZATIONAL MAINTENANCE ALW				(7) ILLUSTRATION	
					(a) 1-5	(b) 6-20	(c) 21-50	(d) 51-100	(a) FIG NO	(b) ITEM NO
12 0 00291		ELBOW, PIPE: tube to fuel pump 1-4-18X7-16-20 (02280)	EA	1	7	17				
P 0 00292	2910-969-8777	HOSE ASSEMBLY tank to fuel pump 481671 (02880)	EA	1	*	*	*	*	11	1
0 00293	5310-685-1429	NUT, PLAIN HEXAGON: tank mtg	EA	4	*	*	*	*	11	12
X2 0 00294		SCREW, CAP, HEXAGON HEAD tank mtg 802367 (02280)	EA	4					11	15
X2 0 00295		STRIP, SPONGE 780875-12 (02280)	EA	4					11	7
X1 00296		TANK ASSEMBLY ANH1813 (98624)	EA	1					11	
P 0 00297	2910-442-5844	CAP tank 218 (98624)	EA	1	*	*	*	2	11	2
P 0 00298		GASKET: sending unit 515 (98624)	EA	1	*	*	*	2	11	11
X2 0 00299		PLUG, DRAIN : tank, hexagon head, 1/2-14 thd size 22 (98624)	EA	1					11	16
12 0 00300	11	5305-989-7435 9 132911 (24617)	EA	1				5		
P 0 00301	6680-969-8713	SENDING UNIT S1382B (98624)	EA	1	*	*	*	*	11	10
P 0 00302	4730-107-2966	STRAINER tank EX620 (98624)	EA	1	*	*	*	*	11	3
X2 0 00303		TANK AMH11816 (98624)	EA	1					11	8
X2 0 00304		TUBE ASSEMBLY 2661 (98624)	EA	1					11	6
0 00305	5310-010-3323	WASHER LOCK: tank mtg	EA	4	*	*			11	13
0 00306	5310-261-7340	WASHER LOCK: clamp	EA	1	*	*	*	*	7	6
00307	0308	0308- ENGINE SPEED GOVERNOR								
X2 0 00308		BALL JOINT control rod X12218 (14351)	EA	1					12	15
X2 0 00309		BALL JOINT control rod X12313 (14351)	EA	1					12	10
X2 0 00310		COVERPLATE governor mtg F400S201 (14351)	EA	1					12	4
X1 00311		GASKET: government mtg 140082002 (1 ) (Component of PARTS KIT, Stock No. 2805-966 3822, See Group 0100)	EA	1					12	3
X1 00312		GASKET: government mtg F140M232 (14351) (Component of PARTS KIT, Stock No. 2805-966 3822, See Group 0100)								
P 0 00313	2990-961-5576	GOVERNMENT ASSEMBLY 59260BSM6 (14351)	EA	1	*	*	2	2	12	2
X2 0 00314		NUT, PLAIN HEXAGON: control rod 13XX18137 (14351)	EA	2					12	11
X2 0 00315		NUT, PLAIN HEXAGON governor mtg 118412 (14351)	EA	1					12	16
X2 0 00316	2990-966-3817	ROD CONTROL: governor 13XX5692-19 (14351)	EA	1					12	14



(1) SMR CODE	(2) FEDERAL STOCK NUMBER	(3) DESCRIPTION  Reference Number and FSCM USABLE ON CODE	(4) UNIT OF MEAS	(5) QTY INC IN UNIT	(6) 15-DAY ORGANIZATIONAL MAINTENANCE ALW				(7) ILLUSTRATION	
					(a) 1-5	(b) 6-20	(c) 21-50	(d) 51-100	(a) FIG NO	(b) ITEM NO
00317	5305-680-6323	SCREW, CAP, HEXAGON HEAD: governor mtg	EA	1	*	*	*	*	12	6
00318	5305-269-3212	SCREW, CAP, REXAGON HEAD: governor mtg	EA	1	*	*	*	*	12	12
X2 00319	13	SCREW, CAP, HEXAGON HEAD: spacer mtg XX3122A (1U351)	EA	1					12	7
X2 00320	13	SPACER: ball Joint XS184202 (14351)	EA	1					12	9
00321	5310-188-4233	WASHER, FLAT governor mtg	EA	2	*	*	*	*	12	5
00322	5310-261-7340	WASHER, LOCK: governor mtg	EA	1	*	*	*	*	12	13
X2 00323		WASHER, LOCK: spacer mtg MS35338-25 (96906)	EA	2					12	8
U2 00324		0312 - THROTTLE OR CHOKE CONTROLS THROTTLE CHCOKE ASSEMBLY	EA	1						
X2 00325		780888 (02280) BOLT, HOOK control mtg	EA	2					13	13
X2 00326		482006 (02280) BOLT, MACHINE control mtg	EA	2	*	*	*	*	13	1
X2 00327		CABLE CONTROL SAFETY 2S125 (975625)	EA	1		SEE GRP	9901		13	2
X2 00328		CLEVIS: control 810246 (02280)	EA	2		SEE GRP	9901		13	4
X2 00329		CONTROL 64-032 (70436)	EA	1						
X2 00330		COTROL ROD F209F3081 (14351)	EA	1		SEE GRP	9901		13	7
X2 00331		FITTING, LUBRICATION: control MS15003-1 (96906)	EA	2					13	8
00332	5310-844-2463	NUT, PLAIN, HEXAGON: control	EA	2	*	*	*	*	13	6
00333	5310-012-0376	NUT, PLAIN, HEXAGON control mtg	EA	2	*	*	*	*	13	14
X2 00334		NUT, SELF-LOCKING: hook bolt 126004 (24617)	EA	2					13	12
00335	5315-839-5820	PIN, COTTER: control 5tg	EA	2	*	*	*	*	13	3
X2 00336		PIN. STRAIGHT, HEADED clevis to control 32 (71215)	EA	2					13	5
00337	5305-269-3211	SCREW, CAP, HEXAGON HEAD: support mtg	EA	2	*	*	*	*	13	9
X2 00338		SUPPORT W5222A (02280)	EA	2					13	11
00339	5310-010-3320	WASHER, LOCK: control mtg	EA	2	*		*	*	13	15
00340	5310-261-7340	WASHER, SUPPORT MOUNTING	EA	2	*	*	*	*	13	10
00341		GROUP 04-EXHAUST SYSTEM 0401 - MUFFLER AND PIPES								
X2 00342		ANGLE 48778 (02280)	EA	2					5	9
X2 00343		BAR 481888 (02280)	EA	2					5	8
X2 00344		BRACKET: exhaust pipe, crane 482186 (02280)	EA	1					5	19
P 00345	2990-96-7277	CLAMP, EXHAUST PIPES 482044 (02280)	EA	1	*	*	*	*	5	16

(1) SMR CODE	(2) FEDERAL STOCK NUMBER	(3) DESCRIPTION  Reference Number and FSCM  USABLE ON CODE	(4) UNIT OF MEAS	(5) QTY INC IN UNIT	(6) 15-DAY ORGANIZATIONAL MAINTENANCE ALW				(7) ILLUSTRATION	
					(a) 1-5	(b) 6-20	(c) 21-50	(d) 51-100	(a) FIG NO	(b) ITEM NO
X2 0 00348		COUPLING 80041 (02280)	EA	1					5	14
X2 0 00349		GUARD, MUFFLER: crane 680803 (00280)	EA	1					5	6
X2 0 00350		HANGER: exhaust pipe to bracket 809847 (00280)	EA	1		SEE	GRP	9901	5	17
P 0 00351	2990-052-8963	MUFFLER, EXHAUST T8708 (76700)	EA	1	*	*	*	*	5	15
X2 0 00352		NIPPLE PIPE: coupling 800801 (02280)	EA	1					5	13
0 00353	5310-619-3555	NUT, PLAIN HEXAGON: bar mtg and clamp mtg	EA	5	*	*	*	*	5	5
0 00354	5310-619-3555	NUT, PLAIN HEXAGON: exhaust pipe and guard mtg, crane, 1/4-20 thd size	EA	4	*	*	*	*	5	5
P 0 00355	2990-442-9746	PIPE, EXHAUST: crane 481773 (02280)	EA	1	*	*	*	*	5	5
X2 0 00356		PLATE, FASTENING: guard, crane 482148 (02280)	EA	4					5	3
0 00357	5305-010-6972	SCREW, CAP HEXAGON HEAD: bar mtg	EA	4	*	*	*	*	5	7
X2 0 00358		SCREW, CAP HEXAGON HEAD: clamp to bracket 803476 (02280)	EA	1					5	18
0 00359	5305-068-0502	SCREW, CAP, HEXAGON HEAD: guard mtg, crane 1/4-20 thd size, 3/4 in lg	EA	2	*	*	*	*	5	20
X2 0 00360		U-BOLT: exhaust pipe mtg, crane 482187 (02280)	EA	1					5	2
0 00361	5310-010-3319	WASHER, LOCK: bar mtg and clamp mtg	EA	5	*	*	*	*	5	4
0 00362	5310-010-3319	WASHER, LOCK: exhaust pipe and guard mtg, crane, 1/4 in. GROUP 05-COOLING SYSTEM	EA	5	*	*	*	*	5	4
00363										
00364		0501-RADIATOR								
X2 0 00365		BRACE: radiator, lh 680751 (02280)	EA	1					14	20
X2 0 00366		BRACE: radiator, rh 680750 (02280)	EA	1					14	20
X2 0 00367		CAP, RADIATOR 206912 (39215)	EA	1					14	16
0 00368	5310-685-1429	NUT, PLAIN HEXAGON: radiator mtg	EA	1					14	27
0 00369	5310-584-7912	NUT, PLAIN HEXAGON: support mtg	EA	1					14	24
X2 0 00370		NUT, PLAIN HEXAGON: support mtg X1897 (14351)	EA	2					14	29
P 0 00371	2930-960-8174	RADIATOR 680720 (02280)	EA	1					14	15
0 00372	5305-577-5462	SCREW, CAP HEXAGON HEAD: brace mtg	EA	1					14	23
X2 0 00373		SCREW, CAP HEXAGON HEAD: support mtg X3754 (14351)	EA	1					14	19
X2 0 00374	5307-638-2075	STUD, PLAIN: support mtg	EA	2					14	25
X2 0 00375		SUPPORT, RADIATOR PE383-309 (14351)	EA	1					14	26
X2 0 00376		WASHER, FLAT: brace mtg X2998 (14351)	EA	1					14	21
X2 0 00377	5310-834-4836	WASHER, FLAT: support mtg MS35691-1228 (96906)	EA	2					14	17

(1) SMR CODE	(2) FEDERAL STOCK NUMBER	(3) DESCRIPTION  Reference Number and FSCM  USABLE ON CODE	(4) UNIT OF MEAS	(5) QTY INC IN UNIT	(6) 15-DAY ORGANIZATIONAL MAINTENANCE ALW				(7) ILLUSTRATION	
					(a) 1-5	(b) 6-20	(c) 21-50	(d) 51-100	(a) FIG NO	(b) ITEM NO
0 00378	5310-261-7340	WASHER, LOCKS brace mtg	EA	2	*	*	*	14	22	
0 00379	5310-809-3079	WASHER, LOCK radiator mtg	EA	*	*	*	*	14	28	
X2 0 00380		WASHER, LOCK support mtg X220A (14351)	EA	2				14	30	
X2 0 00381		WASHER, LOCK support mtg X218 (14351)	E A	2				14	18	
00382		0503 - THERMOSTAT AND HOUSING GASKET								
X2 0 00383		BUSHINIG PIPE: cock mtg 450400 (78570)	EA	1				2	3	
X2 0 00384		BUSHING, THERMOSTAT HOUSING X12253 (14351)	EA	1				14	1	
X2 0 00385		CLAMP, HOSE X2651 (14351)	EA	2				14	14	
X2 0 00386		CLAMP, HOSE X2355 (14351)	EA	6				14	11	
X2 0 00387	X	CLAMP, HOSE inlet hose 2347 (14351)	EA	2				14	34	
X2 0 00388		COCK DRAIN: block L20805 (14351)	EA	1						
X2 0 00389		COCK, DRAIN cylinder block X1021 (14351)	EA	1				2	4	
P 0 00390	4730-484-5756	ELBOW hose to hose, radiator bottom (special) X13214 (14351)	EA	1	*	*	*	14	33	
X2 0 00391		ELBOW, OUTLET thermostat M3301289 (14351)	EA	1				14	2	
X2 0 00392		ELBOW, PIPE TO TUBE: by-pass tube X5306 (14351)	EA	1				15	4	
X2 0 00393		ELBOW, PIPE water inlet X12298 (14351)	EA	1				14	39	
X2 0 00394		ELBOW, PIPE inter line X12299 (14351)	EA	2				14	37	
X1 00395		GASKET thermostat housing M600K277 (14351) (Component of GASKET SET, Stock No. 2805-585-8657, See Group 0100)	EA	1				14	7	
X2 0 00396		HOSE, PREFORMED: radiator to thermostat housing X2473 (14351)	EA	1				14	13	
X2 0 00397		HOSE, RADIATOR X2474 (14351)	EA	2				14	10	
X2 0 00398		HOSE, RUBBER: water inlet X8023 (14351)	EA	1				14	35	
P 0 00399	4720-44-9444	HOSE, RUBBER: water inlet 12454 (14351)	EA	1	*	*	2	14	31	
X2 0 00400		LINE ASSEMBLY, WATER THERMOSTAT BY-PASS B405K3310 (14351)	EA	1				15	3	
X2 0 00401		NIPPLE, PIPE water inlet X12297 (14351)	EA	1				14	36	
X2 0 00402		NIPPLE, PIPE: water inlet X12710 (14351)	EA	1				14	40	
P 0 00403	4710-639-9441	MANUFACTURE FROM PIPE STEEL (4 1/2 in. lg required)	FT					SEE GRP 9501		

(1) SMR CODE	(2) FEDERAL STOCK NUMBER	(3) DESCRIPTION  Reference Number and FSCM  USABLE ON CODE	(4) UNIT OF MEAS	(5) QTY INC IN UNIT	(6) 15-DAY ORGANIZATIONAL MAINTENANCE ALW				(7) ILLUSTRATION	
					(a) 1-5	(b) 6-20	(c) 21-50	(d) 51-100	(a) FIG NO	(b) ITEM NO
M 0 00404		NIPPLE, PIPE water inlet X12623 (14351) MANUFACTURE FROM	EA	1	14	38				
P 0 00405	4710-639-9441	PIPE, STEL (12 3/4 in. required)	FT			SEE GRP	9501			
0 00406	5310-596-4989	NUT, PLAIN, HEXAGON: thermostat housing	EA	2	*	*	*	*	14	5
X2 00407	4730-200-0394	PLUG, PIPE: elbow	EA	1					14	32
0 00400	4730-596-5094	PLUG, PIPZE thermostat housing	EA						14	4
X2 00409		STUD, FPLAW thermostat housing X4237 (14351)	EA	2					14	9
X2 00410		TEE, INLET RADIATOR hose connection B427K305305 (14351)	EA	1					14	12
P 0 00411	6620-533-3126	THERMOSTAT SD2YK314 (14351)	EA	1	*	*	2	2	14	8
X2 00412		TUBE ASSEMBLY 16043000 (14351)	EA	1						
0 00413	5310-261-7340	WASHER, LOCK: thermostat housing	EA	2	*	*	*	*	14	6
00414	0504	0504-WATER PUMP								
X1 00415		GASKET: pump mtg B6001331 (14351) (Component of PARTS KIT, Stock No. 2805-966-3822, See Group 0100)	EA	1					15	7
X1 00416		GASKET water pump body M600K322 (14351) (Component of PARTS KIT, Stock No. 2805-9663822, See Group 0100) (Can be manufactured from PAPER, Stock No. 5330-270-8469)	EA	1					16	3
0 00417	5310-596-4989	NUT, PLAIN, HEXAGON: pump mtg	EA	2	*	*	*	*	15	10
P 0 00418	2930-652-5147	PUMP, CENTRIFUGAL E604AK40012 (14351 )	EA	1	*	*	*	2	15	6
X1 00419	M600	BEARING, SLEEVE X203 (14351)	EA	1					16	6
X1 00420		BODY E604K40012 (14351)	EA	1					16	1
X1 00421		BOLT, MACHINE adjusting flange X3887 (14351)	EA	1					16	9
X2 00422		FITTING, LUBRICATION: pump X940 (14351)	EA	1					15	5
X1 00423		FLANGE, ADJUSTMENT X5306 (14351)	EA	1					16	11
X1 00424		HOUSING, WATER PUMP M600402 (14351)	EA	1					16	4
X1 00425	M600K364 (14351)	HUB, FAN	EA	1					16	8
X1 00426		KEY, WOODRUFF: shaft X599D (14351)	EA	1					16	5
X1 00427		NUT, PLAIN, HEXAGON adjusting flange and housing X1800C (14351)	EA	9					16	10
X1 00428		NUT, PLAIN, HEXAGON: fan hub X18041 (14351)	EA	1					16	13
X1 00429		PIN, GROOVED, HEADLESS: body X1794A (14351)	EA	1					16	17
0 00430	4730-042-8988	PLUG, PIPE	EA	2	*	*	*	*	15	11

(1) SMR CODE	(2) FEDERAL STOCK NUMBER	(3) DESCRIPTION  Reference Number and FSCM  USABLE ON CODE	(4) UNIT OF MEAS	(5) QTY INC IN UNIT	(6) 15-DAY ORGANIZATIONAL MAINTENANCE ALW				(7) ILLUSTRATION	
					(a) 1-5	(b) 6-20	(c) 21-50	(d) 51-100	(a) FIG NO	(b) ITEM NO
00431		SETScrew: housing 60266 (14351)	EA	1					16	16
00432		STUD, PLAIN: body mtg X4032 (14351)	EA	6					16	15
00433		WASHER, LOCK body mtg X201 (14351)	EA	6					16	14
00434		WASHER, LOCK: flange X296 (14351)	EA	1					16	12
00435		WASHER NONMETALLIC fan hub 600K230 (14351) (Component of PARTS KIT, Stock No, 2805-966-3822, See Group 0100)	EA	1					16	7
00436	0 5305-017-9849	SCREW CAP, HEXAGON HEAD: pump mtg	EA	2	*	*	*	*	15	12
00437		SEAL ASSEMBLY WATER PUMP U501K3090 (14351) (Component of PARTS KIT, Stock No 2805-966 3822, See Group 0100)	EA	1					16	2
00438		STUD, PLAIN pump mtg 3276 (14351)	EA	2					15	9
00439	0 5310-261-7340	WASHER, LOCK: pump mtg	EA	4	*	*			15	8
00440	0505	0505-FAN ASSEMBLY								
00441	P 0 3030-821-8277	BELT, V fan and water pump MS51070-50 (96906)	EA	1	*	2	2	4	15	2
00442		BOLT, ASSEMBLED WASHER X5720 (14351)	EA	4					15	18
00443		FAN BLADE M330K209 (14351)	EA	1					15	17
00444		GUARD FAN 41775 (02280)	EA	1					15	1
00445		GUARD, FAN M680823 (02280)	EA	1						
00446		GUARD, FAN 680824(02280) (Used on non-winterized units, only)	EA	1						
00447	0 5305-068-0502	SCREW, CAP, HEXAGON: guard	EA	8	*	*	*	*	15	16
00448		SPACER, FAN B6001211 (14351)	EA	1					15	13
00449	0 5310-010-3319	WASHER, LOCK: guard mtg	EA	8	*	*	*	*	15	14
00450	0 5310-012-1753	WASHER, LOCK: guard mtg	EA	8	*	*	*	*	15	15
00451		GROUP 06 - ELECTRICAL SYSTEM (Engine and Vehicular, etc.) 0601 - GENERATOR								
00452		ARM: generator adjusting M330M225 (14351)	EA	1					17	8
00453	P 0 3030-528-5079	BELT, V:, generator drive X51066-29 (96906)	EA	1	*	2	2	4	17	26
00454		BRACKET : generator mtg B4153005 (14351)	EA	1					17	21
00455		CLIP: arm mtg F400207 (14351)	EA	1					17	7
00456		FAN AND BAFFLE S749M321 (14351)	EA	1					17	4
00457										

(1) SMR CODE	(2) FEDERAL STOCK NUMBER	(3) DESCRIPTION  Reference Number and FSCM  USABLE ON CODE	(4) UNIT OF MEAS	(5) QTY INC IN UNIT	(6) 15-DAY ORGANIZATIONAL MAINTENANCE ALW				(7) ILLUSTRATION	
					(a) 1-5	(b) 6-20	(c) 21-50	(d) 51-100	(a) FIG NO	(b) ITEM NO
P R 00458	2920-533-3008	GENERATOR, ENGINE ACCESSORY GKG4801ST (19728) (Includes components of PARTS KIT, Stock No. 2920-533-3011)	EA	1	*	*	2	2	17	10
X1 00459		BAND, COVER GHT24A (19728)	EA	1					17	16
X1 00460		HEAD ASSEMBLY GHT1003A (19728)	EA	1						
X1 00461		SCREW, MACHINE: brush mtg 20X1368 (19728)	EA	4					17	11
X1 00462		HEAD ASSEMBLY GHT2002AS (19728)	EA	1					17	15
X1 00463		ARM, ELECTRICAL CONTACT BRUSH GBY34C (19728)	EA	4					17	14
X1 00464		SCREW, MACHINE: commutator head 20X2994 (19728)	EA	6					17	17
X1 00465		WASHER LOCK: commutator head 20X196 (19728)	EA	12					17	18
0 00466	5310-685-1429	NUT, PLAIN, HEXAGON: generator mtg	EA	4	*	*	*	*	17	22
X2 0 00467		NUT, SELF LOCKING: pulley mtg P43-276P (48873)	EA	1					17	1
P 0 00468	2920-533-3011	PARTS KIT, ELECTRICAL CONTACT BRUSH HOLDER 19728-34 (19728)	EA	1	*	2	3	6		
X1 00469		BRUSH SET GHT2012S (19728)	EA	1					17	12
X1 00470		SPRING, BRUSH GHT17 (19728)	EA	1						
X1 00471		SPRING GHT17 (19728)	EA	4					17	13
X1 00472		PULLEY, GROOVE: generator F400M380 (14251)	EA	1					17	3
X2 0 00473		SCREW, CAP, HEXAGON HEAD: arm mtg 13XX3942 (14351)	EA	1					17	5
0 00474	5305-083-1859	SCREW, CAP, HEXAGON HEAD: arm mtg	EA	1					17	9
X2 0 00475		SCREW, CAP, HEXAGON HEAD: generator mtg 13XX3468 (14351)	EA	1					17	19
0 00476	5305-010-0777	SCREW MACHINE: fan and baffle mtg	EA	1					17	24
X2 0 00477		SPACER: pulley mtg X12904 (14351)	EA	1					17	23
0 00478	5310-262-4715	WASHER, FLAT: generator shaft	EA	1	*	*	*	*	17	2
0 00479	5310-017-3128	WASHER, LOCK: arm mtg	EA	2	*	*	*	*	17	6
X2 0 00480		WASHER, LOCK: fun and baffle mtg X228 (14351)	EA	4					17	25
0 00481	5310-017-8591	WASHER, LOCK: generator mtg	EA	6	*	*	*	*	17	20
00482		0602-GENERATOR REGULATOR								
0 00483	5306-017-9814	BOLT, MACHINE: regulator to support	EA	4					18	1
P 0 00484	2920-961-5574	LEAD, SHEILDED: regulator RW396-20 (14531)	EA	1		SEE GRP 9901			18	13
0 00485	5310-710-5360	NUT, PLAIN HEXAGON: regulator to support	EA	4					18	10

(1) SMR CODE	(2) FEDERAL STOCK NUMBER	(3) DESCRIPTION  Reference Number and FSCM  USABLE ON CODE	(4) UNIT OF MEAS	(5) QTY INC IN UNIT	(6) 15-DAY ORGANIZATIONAL MAINTENANCE ALW				(7) ILLUSTRATION	
					(a) 1-5	(b) 6-20	(c) 21-50	(d) 51-100	(a) FIG NO	(b) ITEM NO
P 0 00486	2920-533-3009	REGULATOR, ENGINE GENERATOR VBU4001UT (19728)	EA	1	*	*	2	2	18	3
X2 0 00487		SCREW CAP, HEXAGON HEAD: support mtg 13XX3265A (14351)	EA	2					18	5
X2 0 00488		SUPPORT: regulator B41SM303	EA	1					18	4
0 00489	5310-017-3128	WASHER, FLAT: support mtg	EA	2					18	8
0 00490	5310-595-7208	WASHER, LOCK: regulator to support	EA	8	*	*	2	2	18	2
0 00491	5310-737-4728	WASHER, LOCK: support mtg	EA	2	*	*	*	*	18	6
X2 0 00492		WIRE ASSEMBLY: regulator to bus bar 482249 (02280)	EA	1					18	4
		0603- STARTING MOTOR								
P 0 00494	2920-792-8994	MOTOR, ENGINE STARTER, ELECTRICAL 1113116 (16764) (Includes components of PARTS KIT, Stock No. 2920-677-8884)	EA	1	*	*	2	2	19	1
X1 00495		ARMATURE 1942244 (16764)	EA	1					20	21
X1 00496		BOLT, THRU: commutator end 1933755 (16764)	EA	2					19	9
X1 00497		BOLT, EXTERNALLY RELEIVED BODY: switch mtg 1917084 (16764)	EA	4					19	3
X1 00498		BODY, MACHINE 9414417 (16764)	EA	4					20	11
X1 00499		COLLAR 1928021 (16764)	EA	1					20	4
X1 00500		COMMUTATOR FRAME 1946316 (16764)	EA	1					19	8
X1 00501	5340-286-6583	PLUG, EXPANSION	EA	1						
X1 00502		PLUG, PIPE: wick 118831 (16764)	EA	1						
X1 00503		WICK: commutator end 1909654 (16764)	EA	1						
X1 00504		CONNECTOR 1946321 (16764)	EA	1					19	6
X1 00505		DRIVE, ENGINE, ELECTRICAL 1951180 (16764)	EA	1					20	5
X1 00506		BEARING SLEEVE 37535 (16764)	EA	1						
X1 00507		COLLAR SLIDING, OVERRUNNING CLUTCH 1904443 (16764)	EA	1						
X1 00508		RING, RETAINING 1928022 (16764)	EA	1					20	3
X1 00509		RING, REATINING 1904436 (16764)	EA	1						
X1 00510		SPRING 1932354 (16764)	EA	1						
X1 00511		HOLDER, BRUSH GROUND 1940477 (16764)	EA	2						
X1 00512		HOLDER, BRUSH GROUND 1950546 (16764)	EA	2						
X1 00513		HOUSING, 1948692 (16764)	EA	1						

(1) SMR CODE	(2) FEDERAL STOCK NUMBER	(3) DESCRIPTION  Reference Number and FSCM	(4) UNIT OF MEAS	(5) QTY INC IN UNIT	(6) 15-DAY ORGANIZATIONAL MAINTENANCE ALW				(7) ILLUSTRATION	
					(a) 1-5	(b) 6-20	(c) 21-50	(d) 51-100	(a) FIG NO	(b) ITEM NO
X1 00514		PLUG, PIPE 118831 (16764)	EA	1						
X1 00515		WICK: drive end 1909654 (16764)	EA	1						
X1 00516		HOSING, ENGINE DRIVE ASSEMBLY 1948693 (16764)	EA	1				20	8	
X1 00517		PLUG 9417272 (16764)	EA	2						
X1 00518		PLUG, EXPANSION 1948694 (16764)	EA	1						
X1 00519		PLUG, PIPE 274590 (16764)	EA	1						
X1 00520		WICK housing 1936465 (16764)	EA	1						
X1 00521		KIT, BRUSH SUPPORT 1945923 (16764)	EA	1						
X1 00522		LEAD, ELECTRICAL 1930694 (16764)	EA	1						
X1 00523		NUT, PLAIN, HEXAGON 120361 (16764)	EA	2						
X1 00524		PIN, STRAIGHT, HEADED 1938058 (16764)	EA	1						
X1 00525		RIVET SOLID 1945630 (16764)	EA	2						
X1 00526		SCREW 445639 (16764)	EA	2						
X1 00527		WASHER 453296 (16764)	EA	2						
X1 00528		LEVER, STARTER 1948690 (16764)	EA	1						
X1 00529		NUT, PLAIN, HEXAGON: terminal stud 1904419 (16764)	EA	1				19	4	
X1 0530		PIN, STRAIGHT, HEADED 1948689 (16764)	EA	1						
X1 00531		PIN, STRAIGHT, HEADLESS housing 1914843 (16764)	EA	1				20	2	
X1 00532		PLUNGER 1948682 (16764)	EA	1						
X1 00533		POLE, SHOE 1933742 (16764)	EA	4				20	20	
P 0 00534	2920-985-0273	RELAY-SOLENOID ENGINE: starter electrical 1119816 (16764)	EA		*	*	2	2	19	2
X1 00535		RETAINER, SPRING 1948520 (16764)	EA	1						
X1 00536		RETAINER , SPRING 1948526 (16764)	EA	1						
X1 00537		RING, RETAINING 9415235 (16764)	EA	1						
X1 00538		RING SNAP 1938376 (16764)	EA	1						
X1 00539		SCREW, MACHINE 453286 (16764)	EA	1						



(1) SMR CODE	(2) FEDERAL STOCK NUMBER	(3) DESCRIPTION  Reference Number and FSCM	(4) UNIT OF MEAS	(5) QTY INC IN UNIT	(6) 15-DAY ORGANIZATIONAL MAINTENANCE ALW				(7) ILLUSTRATION	
					(a) 1-5	(b) 6-20	(c) 21-50	(d) 51-100	(a) FIG NO	(b) ITEM NO
X1 00540		SCREW, MACHINE: brush mtg 9417921 (16764)	EA	4					19	7
X1 00541		SCREW, MACHINE pole shoe 1913960 (16764)	EA	4					20	22
X1 00542		SHAFT, STARTER 1948688 (16764)	EA	1						
X1 00543		SPRING, HELICAL, COMPRESSION plunger 1948521 (16764)	EA	1						
X1 00544		WASHER, PLATE commutator end 1942283 (16764)	EA	1					20	7
X1 00545		WASHER, FLAT terminal stud 1905154 (16764)	EA	1					20	13
X1 00546		WASHER, LOCK 453288 (16764)	EA	1						
X1 00547		WASHER, LOCK commutator end bolt 453467 (16764)	EA	4					20	12
X1 00548		WASHER, LOCK: terminal stud 455297 (16764)	EA	2					19	5
X1 00549		WASHER, LOCK: thru bolt 453467 (16764)	EA	2					19	10
X1 00550		WASHER, NON METALLIC 821453 (16764)	EA	1						
X1 00551		WASHER, SPRING, RETAINING 1948687 (167645)	EA	1						
X1 00552		WINDING, MOTOR FIELD 1946017 (16764)	EA	1						
X1 00553		STUD, TERMINAL 1945626 (16764)	EA	1					20	16
P 0 00554	2920-677-8884	PARTS KIT, STARTER MOTOR 1947334 (16764)	EA	1	*	2	2	4		
X1 00555		BEARING, SLEEVE 820148 (16764)	EA	1						
X1 00556		BEARING, SLVE 1872678 (16764)	EA	1	20	17				
X1 00557		BOOT 1949618 (16764)	EA	1	20	9				
X1 00558		BRUSH 1906990 (16764)	EA	4					19	11
X1 00559		BUSHING 1933999 (16764)	EA	1					20	10
X1 00560		BUSHING 1943628 (16764)	EA	1					20	1
X1 00561		GASKET 1902545 (16764)	EA	1						
X1 00562		INSULATION field winding 1914873 (16764)	EA	2					20	19
X1 00563		INSUIATOR 1931783 (16764)	EA	1					20	15
X1 00564		INSULATOR PLATE 1913534 (16764)	EA	1						
X1 00565		SPRING, BRSUH 1946322 (16764)	EA	4					20	18

(1) SMR CODE	(2) FEDERAL STOCK NUMBER	(3) DESCRIPTION  Reference Number and FSCM	(4) UNIT OF MEAS	(5) QTY INC IN UNIT	(6) 15-DAY ORGANIZATIONAL MAINTENANCE ALW				(7) ILLUSTRATION	
					(a) 1-5	(b) 6-20	(c) 21-50	(d) 51-100	(a) FIG NO	(b) ITEM NO
X1 00566		WASHER 1919742 (16764)	EA	1					20	14
X1 00567		WASHER, FLAT 1914842 (16764)	EA	1					20	23
X1 00568		WASHER, FLAT 1913967 (16764)	EA	1						
X1 00569		WASHER, NONMETALLIC 821453 (16764)	EA	1					20	6
X2 0 00570	5305-044-5503	SCREW, CAP, HEXAGON HEAD: starting mtg	EA	3					19	12
X2 0 00571		WASHER, LOCK starter 4tg 805062 (02280)	EA	3					19	13
X2 0 00572		0605 -IGNITION COMPONENTS								
X2 0 00573		ADAPTER F226M284 (14351)	EA	1						
X2 0 00574		ADAPTER : distributor mtg 8415M207 (14351)	EA	1					21	11
X2 0 00575		CLAMP, HOLDDOWN R602M226 (14351)	EA	2					21	8
P 0 00576	2920-085-9046	DISTRIBUTOR IGNITION SWITCH 1111675 (16764) (Includes components of REPAIR KIT, Stock No. 2920-536-5436)	EA	1	*	*	2	2	21	1
X1 00577		BRACKET, RESISTOR ATTACHING 1915998 (16764)	EA	1					22	8
X1 00578		BREATHER: drive 1919341 (16764)	EA	2					22	12
X1 00579		CAM 1945229 (16764)	EA	1						
X1 00580		CAP ASSEMBLY, IGNITION DISTRIBUTION 1916460 (16764)	EA	1						
X1 00581		CAP, IGNITION DISTRIBUTION 1915950 (16764)	EA	1					22	27
X1 00582		BRUSH, ELECTRICAL CONTACT 821604 (16764)	EA	1						
X1 00583		SPRING, HELICAL, COMPRESSION 1915957 (16764)	EA	1						
X1 00584		COVER ASSEMBLY DISTRIBUTOR 1915961 (16764)	EA	1					22	30
X1 00585		GASKET: cover 1916005 (16764)	EA	1					22	29
X1 00586		PLUG, PIPE 453465 (16764)	EA	1						
X1 00587		SCREW, ASSEMBLY: cap mtg 454429 (16764)	EA	8					22	31
X1 00588		SCREW, MACHINE cover mtg 453697 (16764)	EA	5					22	33
X1 00589		WASHER, FLAT: cap mtg 1906367 (16764)	EA	5					22	32
X1 00590		WASHER, NONMETALLIC 1916006 (16764)	EA	5					22	28
X1 00591		CLAMP, ELECTRICAL 1916622 (16764)	EA	1					22	20

(1) SMR CODE	(2) FEDERAL STOCK NUMBER	(3) DESCRIPTION  Reference Number and FSCM  USABLE ON CODE		(4) UNIT OF MEAS	(5) QTY INC IN UNIT	(6) 15-DAY ORGANIZATIONAL MAINTENANCE ALW				(7) ILLUSTRATION	
						(a) 1-5	(b) 6-20	(c) 21-50	(d) 51-100	(a) FIG NO	(b) ITEM NO
X1 00592		COIL, IGNITION 1915992 (16764)		EA	1					22	5
X1 00593		COUPLING 1912819 (16764)									
X1 00594		COUPLING, DISTRIBUTOR TRIAL 1916620 (16764)		EA	1					22	38
X1 00595		COUPLING, SHAFT 1914933 (16764)		EA	1					22	16
X1 00596		DIAL, FIRING ORDE R 1919590 (16764)		EA	1						
X1 00597		FITTING, LUBRICATION 191758 (16764)		EA	1						
X1 00598		GASKET: coupling 1916621 (16764)		EA	1					22	39
X1 00599		GEAR 1912821 (16764)		EA	1						
X1 00600		HOUSING 1954512 (16764)		EA	1					22	17
X1 00601		PLUG, PIPE: housing 453465 (16764)		EA	1						
X1 00602		KEY, WOODRUFF 190016 (16764)		EA	1						
X1 00603		LEAD, ELECTRICAL: condenser 1916615 (16764)		EA	1					22	25
X1 00604		NUT, PLAIN, HEXAGON 1924828 (16764)		EA	2						
X1 00605		NUT, PLAIN, HEXAGON coil 453284 (16764)		EA	2					22	3
X1 00606		NUT, PLAIN, HEXAGON resistor mtg 453996 (16764)		EA	1					22	9
X1 00607		PIN, STRAIGHT, HEADLESS 1921059 (16764)		EA	1					22	15
X1 00608		PLATE, DISTRIBUTOR, WEIGHT HOLDDOWN 1915007 (16764)		EA	1						
X1 00609		PLATE, IGNITION COIL, HOLDDOWN 1916000 (16764)		EA	1					22	2
X1 00610		PLATE, IGNITION CONTACT BREAKER 1915967 (16764)		EA	1					22	41
X1 00611		CLAMP, LOOP 1916616 (16764)		EA	2						
X1 00612		CLIP, LOCK, BREAKER LEVER 1915996 (16764)		EA	1					22	23
X1 00613		NUT, PLAIN, HEXAGON: lead mtg 1913199 (16764)		EA	1					22	24
X1 00614		PLATE, IGNITION CONTACT BREAKER 1930514 (16764)		EA	1					22	42
X1 00615	5305-012-1832	SCREW, MACHINE		EA	2					22	7
X1 00616		SCREW, MACHINE 1914916 (16764)		EA	1					22	34
X1 00617		SCREW, MACHINE clamp mtg 453304 (16764)		EA		1				22	22

(1) SMR CODE	(2) FEDERAL STOCK NUMBER	(3) DESCRIPTION  Reference Number and FSCM  USABLE ON CODE	(4) UNIT OF MEAS	(5) QTY INC IN UNIT	(6) 15-DAY ORGANIZATIONAL MAINTENANCE ALW				(7) ILLUSTRATION	
					(a) 1-5	(b) 6-20	(c) 21-50	(d) 51-100	(a) FIG NO	(b) ITEM NO
00618	X1	SCREW, MACHINE: lead mtg 455881 (16764)	EA	1					22	43
00619	X1	WASHER, LOCK MS35337-23 (96906)	EA	2						
00620	X1	WASHER, LOCK clamp mtg 453299 (16764)	EA	1					22	21
00621	X1	PLUG, THRUST 1921684 (16764)	EA	1						
00622	X1	SCREW, ASSEMBLED WASHER 453698 (16764)	EA	4					22	37
00623	X1	SCREW, ASSEMBLED WASHER: resistor mtg 453699 (16764)	EA	4					22	1
00624	X1	5305-012-1832 SCREW, MACHINE	EA	1						
00625	X1	SEAL, DISTRIBUTOR: oil 1912820 (16764)	EA	1						
00626	X1	SHAFT 1954516 (16764)	EA	1						
00627	X1	SHAFT AND GEAR 1919829 (16764)	EA	1						
00628	X1	SPRING 1940571 (16764)	EA	2						
00629	X1	WASHER, FLAT (as required) 1913004 (16764)								
00630	X1	WASHER, FLAT (as required) 1913003 (16764)								
00631	X1	WASEHR, KEY 1915009 (16764)	EA	2						
00632	X1	WASHER, LOCK MS35337-23 (96906)	EA	1						
00633	X1	WASHER, LOCK: coil 1914615 (16764)	EA	2					22	4
00634	X1	WASHER, LOCK: resistor mtg 453299 (16764)	EA	1					22	10
00635	X1	WASHER, SPRING TENSION 1916003 (16764)	EA	2						
00636	X1	WASHER, SPRING TENSION 1916003 (16764)	EA	1						
00637	X1	WEIGHT, DISTRIBUTOR 1915008 (16764)	EA	4						
00638	X2 0	FITTING, LUBRICATION: distributor MS15003-1 (96906)	EA	1				21	6	
00639	P 0 2920-966-2054	LEAD, ELECTRICAL: spark plug RW396-16-5 (14351)	EA	4	*	2	3	21	3	
00640	P 0 2920-961-5575	LEAD, ECTRICAL: spark plug RW396-21 (14351)	EA	2	*	2	2	21	4	
00641	P 0 2920-961-5574	LEAD, SHIELDED: distributor RW396-20 (14351)	EA	1	SEE GRP	9901		21	2	
00642	X2 0	NUT, PLAIN, HEXAGON: distributor mtg XX1802G (14351)	EA	2				21	9	
00643	P 0 2920-536-5436	REPAIR KIT, DISTRIBUTOR 1939215 (16764)	EA	1	2	3	6	13		
00644	X1	BEARING, SLEEVE 1909003 (16764)	EA	1						

(1) SMR CODE	(2) FEDERAL STOCK NUMBER	(3) DESCRIPTION  Reference Number and FSCM  USABLE ON CODE	(4) UNIT OF MEAS	(5) QTY INC IN UNIT	(6) 15-DAY ORGANIZATIONAL MAINTENANCE ALW				(7) ILLUSTRATION	
					(a) 1-5	(b) 6-20	(c) 21-50	(d) 51-100	(a) FIG NO	(b) ITEM NO
X1 00645		CAPACITOR, FIXED, PAPER DILECTRIC 1915978 (16764)	EA	1		SEE	GRP	0615		
X1 00646		CAPACITOR, FIXED, PAPER DILECTRIC 1915976 (16764)	EA	1					22	19
X1 00647		CAPACITOR, FIXED PAPER DIW.ICTRIC 1916625 (16764)	EA	1		SEE	GRP	0615		
X1 00648	1	CONTACT, ELECTRICAL 905344 (16764)	EA	1					22	35
X1 00649		CONTACT SET, DISTRIBUTOR 1915969 (16764)	EA	1					22	36
X1 00650		INSULATOR PLATE 1916501 (16764)	EA	1						
X1 00651		RESISTOR, FIXED, WIRE WOUND 1915973 (16764)	EA	2					22	11
X1 00652		ROTOR, IGNITION DISTRIBUTOR 1915959 (16764)	EA	1					22	26
X1 00653		SHIM (as required) 1912128 (16764)							22	14
X1 00654		WASHER, FLAT 1914935 (16764)	EA	1						
X1 00655		WASHER FLAT (as required) 1912129 (16764)							22	13
X1 00656		WASHER, NOMETALLIC: coil flange 1915999 (16764)	EA	1					22	6
X1 00657		WICK 1916408 (16764)	EA	1						
X2 0 00658		SCREEN, VENT 2.4M 212 (14351).	EA	2						
X2 0 00659		SCREW, CAP, HEXAGON HEAD distributor mtg 13XX3925 (14351)	EA	2					21	7
X2 0 00660		SHAFT ASSEMBLY distributor drive 13600CH2000 (14351)	EA	1					21	12
P 0 00661	2920-810-7082	SPARK PLUG, SHIEDJED XS51009-1 (96906)	EA	6	9	37	75	150	21	5
X2 0 00662		WASHER LOCK distributor mtg 13XX14215 (14351)	EA	4					21	10
X2 0 00663	5310-018-7123	WASHER, LOCK distributor mtg	EA	2						
X2 0 00664		WASHER, THRUST 13XX1438 (14351)	EA	1					21	13
X2 0 00665		0606 - ENGINE SAFETY CONTROLS								
X2 0 00666		BOLT, MACHINE governor mtg X3158 (14351)	EA	1					18	1
X2 0 00667		GOVERNOR, OVERSPEED F162S336 (14351)	EA	1					18	11
0 00668	5310-543-2629	NUT, PLAIN, HEXAGON: governor mtg	EA	2	*	*	*	*	18	10
X2 0 00669		SHAFT ASSEMBLY governor drive M330M341 (14351)	EA	1					18	7
X2 0 00670		WASHER, FLAT: governor mtg X14351 (14351)	EA	1					18	12
X2 0 00671		WASHER , LOCK: governor mtg X202B (14351)	EA	1					18	9

(1) SMR CODE	(2) FEDERAL STOCK NUMBER	(3) DESCRIPTION  Reference Number and FSCM USABLE ON CODE	(4) UNIT OF MEAS	(5) QTY INC IN UNIT	(6) 15-DAY ORGANIZATIONAL MAINTENANCE ALW				(7) ILLUSTRATION	
					(a) 1-5	(b) 6-20	(c) 21-50	(d) 51-100	(a) FIG NO	(b) ITEM NO
00672	P 0 5310-595-7208	WASHER LOCKE governor mtg	EA	2						
00673		0607 - ENGINE CONTROL PANEL								
00674	P 0 5925-026-4767	CIRCUIT BREAKER MS39062-1 (96906)	EA	5	*	*	2	2	23	10
00675	P 0 6680-56-0256	HOURMETER ELECTRICAL, 24 VOLT M5600 (7400)	EA	1	*	*	*	*	23	17
00676	P 0 6620-514-5492	INDICATOR PRESSURE MS24W1-1 (96906)	EA	1	*	*	*	*	23	16
00677	P 0 6685-814-4772	INDICATOR, TEMPERATURE, :ELECTRICAL RESISTANCE 1524543-1 (96906)	EA	1	*	*	*	*	23	15
00678	X2 0	LIGHT, INDICATOR 482137 (02280)	EA	1					23	1
00679	X1	BAND, MARKER, BLANK MS39020-1 (96906)	EA	1						
00680	P 0 6240-019-3093	BULB 623 (24446)	EA	1	*	*	*	*	23	2
00681	X20	LAMP, DASH DL13 (13345)	EA	1						
00682	X1	SHELL 8338566 (00000)	EA	1						
00683	X1	TERMINAL 572929 (00000)	EA	1						
00684	S X1	WASHER 8338567 (00000)	EA	1						
00685	X2 0	LIGHT INDICATOR low oil MS902874 (96906)	EA	2					23	3
00686	X1	BAND, MARKER, BLANK MS390-201 (9906)	EA	2						
00687	P 0 6240-266-9940	BULB 1829C2F (05608)	EA	2	*	*	*		23	4
00688	X1	SHELL 8338566 (00000)	EA	2						
00689	X1	TERMINAL 572929 (00000)	EA	2						
00690	X1	WASHER 8338567 (00000)	EA	2						
00691	X1	WIRE 7720853 (00000)	EA	2						
00692	P 0 6625-048-7693	METER, ABITRARY NS32-1 (96906)	EA	1	*	*	*	*	23	14
00693	X2 0	NUT, PLAIN, HEXAGON circuit breaker and toggle switch mtg 804835 (02280)	EA	20					23	8
00694	X2 0	PLUG, BUTTON SS48164 (02280)	EA	1					23	13
00695	X2 0	SCREW, MACHINE: circuit breaker mtg 803559 (02280)	EA	10					23	11
00696	X2 0	SCREW, MACHINE toggle switch mtg 803563 (02280)	EA	10					23	12
00697	P 0 2920-714-6128	SWITCH, ENGINE STARTER 8720190 (19207)	EA	1	*	*	*	*	23	5
00698	X2 0	SWITCH, IGNITION 95535 (13445)	EA	1					23	6

(1) SMR CODE	(2) FEDERAL STOCK NUMBER	(3) DESCRIPTION  Reference Number and FSCM  USABLE ON CODE	(4) UNIT OF MEAS	(5) QTY INC IN UNIT	(6) 15-DAY ORGANIZATIONAL MAINTENANCE ALW				(7) ILLUSTRATION	
					(a) 1-5	(b) 6-20	(c) 21-50	(d) 51-100	(a) FIG NO	(b) ITEM NO
P 0 00699	5930-296-6318	SWITCH, TOGGLE XS39061-1 (96906)	EA	5	*	*	*	2	23	7
P 0 * *	5940-204-8961	TERMINAL FOR 14 GAGE ELECTRICAL WIRE: for 3/8 in. dia hole	EA	*	*	*	*		EA	1
00700	0 5940-534-0937	TERMINAL FOR 14 GAGE ELECTRICAL WIRE: for 5/16 in. dia hole	EA	1	*	*	*	*		
X2 0		WASHER, LOCK: circuit breaker and toggle mtg	EA	20					23	9
00702		805053 (02280)								
00703		0608 - MISCELLANEOUS ITEMS								
X2 0		BAR, BUS: connector	EA	1					30	11
00704		482168 (02280)	EA	4						
X1		INSULATOR	EA	4						
00705		482170 (02280)	EA	4						
X1		NUT	EA	4						
00706		804716 (02280)	EA	5						
X1		NUT	EA	5						
00707		804718 (02280)	EA	5						
X1		SCREW, CAP, HEXAGON HEAD	EA	5						
00708		802285 (02280)								
X1		SCREW, CAP, HAGON HZEAD A 2								
00709		802204 (02280)								
X1		SCREW, MACHINE	EA	2						
00710		803507 (02280)	EA	2						
X1		SPACER	EA	2						
00711		482169 (02280)	EA	2						
X2 0		SPACER: bus bar mtg	EA	2					30	10
00712		482168-2 (02280)	EA	5						
X1		WASHER, LOCK	EA	5						
00713		805048 (02280)	EA	4						
X1		WASHER, LOCK	EA	4						
00714		805046 (02280)	EA	1						
X2 0		CONNECTOR	EA	1						
00715		7720492 (00000)								
0	5310-017-7581	NUT, PLAIN, HEXAGON: bus bar	EA	2	*	*	*	*	30	13
00716			EA	2	*	*	*	*	30	9
0	5305-988-1171	SCREW, MACHINE: bus bar connecting	EA	2	*	*	*	*	30	12
00717			EA	2	*	*	*	*	30	12
0	5310-010-3319	WASHER, LOCK: bus bar mtg	EA	2	*	*	*	*	30	12
00718										
00719		0609 - LIGHTS								
X2 0		ADAPTER, CAB LIGHT	EA	2					27	30
00720		463FW (00309)	EA	2					24	
X2 0		FLOODLIGHT ASSEMBLY, SKIRT	EA	2					24	
00721		481795 (02280)								
		(Components same as FLOODLIGHT ASSEMBLY, Stock No. (02280)								
		481797)								
X2 0		FLOODLIGHT ASSEMBLY top, rh	EA	2					24	
00722		481796 (02280)								
		(Components same as FLOODLIGHT ASSEMBLY, Stock No. (02280)								
		481797)								
X2 0		FLOODLIGHT ASSEMBLY top, rh	E A	2					24	
00723		481797 (02280)	EA	6					24	1
X2 0		FLOODLIGHT	EA	6					24	1
00724		899856 (73331)	EA	6						
X1		BODY ASSEMBLY	EA	6						
00725		5932071 (73331)								

(1) SMR CODE	(2) FEDERAL STOCK NUMBER	(3) DESCRIPTION  Reference Number and FSCM USABLE ON CODE	(4) UNIT OF MEAS	(5) QTY INC IN UNIT	(6) 15-DAY ORGANIZATIONAL MAINTENANCE ALW				(7) ILLUSTRATION	
					(a) 1-5	(b) 6-20	(c) 21-50	(d) 51-100	(a) FIG NO	(b) ITEM NO
X1 00726		INSULATOR, BUSHING 922786 (73331)	EA	6						
P 0 00727	6240-643-0687	LAMP, INCANDESCENT 24v 5949701 (73331)	EA	6	2	6	12	25	24	3
X2 0 00728		MOULDING ASSEMBLY 5931949 (73331)	EA	6					24	4
X2 0 00729		MOULDING FRONT 5931947 (73331)	EA	6					24	5
X2 0 00730		MOUNT 5949719 (73331)	EA	6					24	2
0 00731	5305-889-3002	SCREW, MACHINE moulding, front	EA	12	*	*	*	*	24	6
X1 00732		SPRING, TERMINAL PLATE 922785 (73331)	EA	6						
X1 00733		WASHER, LOCK 138530 (73331)	EA	12						
X2 0 00734		GASKET: light mtg 5939841 (73331)	EA	7						
P 0 00735	6240-044-6914	LAMP, INCANDESCENT 1638 (24446)	EA	2	*	2			27	29
X2 0 00736		LIGHT, MARKS CLEARANCE A 5 928572 (733315) (Same as LIGHT, Stock No. (73331) 928573, except where individual components are annotated)								
X2 0 00737		LIGHT, MARKER CLEARANCE 928573 (733315)	EA	2						
X2 0 00738		DOOR 5938930 (73331)	EA	7					93	20
X2 0 00739		GASKET mtg 1A 5 93 16 5939841 (73331)								
P 0 00740	6240-019-0877	LAMP, INCANDESCENT 190877 (73331)	EA	7	2	7	15	31	93	5
X2 0 00741		LENS: red 9539833 (73331) (Used with LIGHT, Stock No. (73331) 928572, only)	EA					5	93	19
X2 0 00742		LENS: red, blackout UA 2 5939843 (73331) (Used with LIGHT, Stock No. (73331) 928573, only)								
0 00743	5310-012-0361	NUT, PLAIN, HEXAGON: plate retaining	EA	10	*	*	*	*	93	14
0 00744	5310-297-3875	NUT shell attaching	EA	14	*	*	*	*	93	18
X2 0 00745		PLATE 5939831 (73331)	EA	7					93	17
0 00746	5305-285-4540	SCREW, MACHINE: plate mtg	EA	10	*	*	*	*	93	22
0 00747	5305-285-1243	SCREW: shell attaching	EA	14	*	*	*		93	21
X1 00748	5935-572-9180	SHELL: female	EA	7						
0 00749	5310-616-8120	WASHER, LOCK plate mtg	EA	10	*	*	*	*	93	15
0 00750	5310-655-7423	NUT, PLAIN, HEXAGON: floodlight mtg	EA	6	*	*	*	*	24	7
X2 0 00751		NUT, PLAIN, HEXAGON: light mtg 804836 (02280)	EA	28						
X2 0 00752		RECEPTACLE, CAB LIGHT 5744-1 (24446)	EA	2					27	27



(1) SMR CODE	(2) FEDERAL STOCK NUMBER	(3) DESCRIPTION  Reference Number and FSCM USABLE ON CODE	(4) UNIT OF MEAS	(5) QTY INC IN UNIT	(6) 15-DAY ORGANIZATIONAL MAINTENANCE ALW				(7) ILLUSTRATION	
					(a) 1-5	(b) 6-20	(c) 21-50	(d) 51-100	(a) FIG NO	(b) ITEM NO
X2 0 00753		SCREW, MACHINE light mtg 803469 (02280)	EA	28						
X2 0 00754		SCREW, MACHNE: receptacle mtg 803472 (02280)	EA	8					27	9
0 00755	5310-013-8502	WASHER, LOCK: floodlight mtg	EA	6	*	*	*	*	24	8
X2 0 00756		WASER, LOCK: light mtg 805054 (02280)	EA	28						
0 00757	4730-424-5872	0610 - SENDING UNITS ADAPTER, STRAIGHT, PIPE TO TUBE	EA	2	*	*	*	*	2	5
X2 0 00759		BRACKET, SENDING UNIT 482099 (02280)	EA	1					2	14
X2 0 00760		ELBOW, STRET: transmitter nipple mtg 800498 (02280)	EA	1					2	13
M 0 00761		LINE ASSEMBLY: sending units 482100 (02280) MANUFACTURE FROM:	EA	1					2	6
X2 0 00762	4730-253-0637	NUT 801692 (02280)	EA	2						
P 0 00763	4710-277-5525	TUBE, COPPER (15 in. required) 482100-2 (02280)	FT			SEE GRP	9501			
X2 0 00764		NIPPLE, PIPES transmitter 800630 (02280)	EA	1					2	10
0 00765	4730-618-7038	REDUCER, PIPE	EA	1	*	*	*	*	2	2
X2 0 00766		SCREW, CAP, HEIAGON HEAD: bracket mtg MS35295-57 (96906)	EA	2					2	12
P 0 00767	6620-969-8786	SENDING UNIT 5061 (98738)	EA	1	*	*	*	*	2	9
P 0 00768	3930-082-6580	SENDING UNIT: temperature warning MS24537-1 (96906)	EA	1	*	*	*	*	2	1
P 0 00769	5930-692-9258	SWITCH, PRESSURE MS90530-2 (96906)	EA	1	*	*	*	*		
X2 0 00770		TEE, PIPE TO TUBE: transmitter mtg 801160 (02280)	EA	1					2	8
P 0 00771	6620-993-5546	TRANSMITTER, PRESSURE MS24539-1 (96906)	EA	2	*	*	*	*	2	7
P 0 00772	6620-814-4770	TRANSMITTER, PRESSURE MS24538-1 (96906)	EA	1	*	*	*	*		
P 0 00773	6685-814-5271	TRANSMITTER, TEMPERATURE, ELECTRICAL RESISTANCE MS24537-1 (96906)	EA	1	*	*	*	*	14	3
0 00774	5310-261-7340	WASHER, LOCK: bracket mtg	EA	2	*	*	*	*	2	11
00775		0611 - HORN								
X2 0 00776		HORN MS51074-1 (96906)	EA	1					25	1
N 0 00777		LEAD, ELECTRICAL: switch to horn MANUFACTURE FROM:	EA	1					25	2
X2 0 00778	5940-705-6700	TERMINAL 7056700 (00000)	EA	2						
P 0 00779	6145-772-0853	WIRE, ELECTRICAL (6 ft required)	FT			SEE GRP	9501			
0 00780	5310-176-8139	NUT, PLAIN, HEXAGON: horn mtg	EA	2	*	*	*	*	25	4
0 00781	5305-988-1725	SCREW, MACHINE: horn mtg	EA	2	*	*	*	*	25	6

(1) SMR CODE	(2) FEDERAL STOCK NUMBER	(3) DESCRIPTION  Reference Number and FSCM  USABLE ON CODE	(4) UNIT OF MEAS	(5) QTY INC IN UNIT	(6) 15-DAY ORGANIZATIONAL MAINTENANCE ALW				(7) ILLUSTRATION	
					(a) 1-5	(b) 6-20	(c) 21-50	(d) 51-100	(a) FIG NO	(b) ITEM NO
X2 0 00782	5310-010-3319	SWITCH, HORN 1 3207 (99698)	EA	1					25	3
00783		WASHER, LOCK horn mtg	EA	2	*	*	*	*	25	5
00784		0612 - BATTERIES								
X2 0 00785		BATTERY CASE ASSEMBLY 680765 (02280) (Used on non-winterized units, only)	EA	1					26	
X2 0 00786		BATTERY CASE 780858 (02280)	EA	1					26	1
P 0 00787		BLOCK, WOOD:1 ½ X 1 ½ X 11 ¾ in. 481635 (02280)	EA	4	*	*	*	*	26	2
P 0 00788		BLOCK, WOOD 2 in. w, ¾ in. thk, 9 ¾ in. lg 481636 (02280)	EA	2	*	*	*	*	26	3
P 0 00789		BLOCK, WOOD 1 in. v, ½ in. thk, 9 ¾ in. lg 481637 (02280)	EA	2	*	*	*	*	26	8
X1 00790		BRACKET 750503 (57733)	EA	2						
X1 00791		CATCH 750031 (57733)	EA	2						
X2 0 00792		NUT, PLAIN, HEXAGON: case mtg 804722 (02280)	EA	4					26	6
X2 0 00793		SCREW, CAP, HEXAGON HEAD grease mtg 802441 (02280)	EA	4					26	4
X2 0 00794		WASHER, LOCK case mtg MS35338-12 (96906)	EA	4					26	5
P 0 00795		BATTERY, STORAGE 12v MS35000-3 (96906)	EA	2	*	*	*	*	2	
P 0 00796		CABLE, BATTERY: ground 481802 (02280) (Used on non-winterized units, only) MANUFACTURE FROM:	EA	1					26	7
X2 0 00797	5940-186-7144	TERMINAL MS35446-18 (96906)								
X2 0 00798	5940-333-1894	TERMINAL								
P 0 00799	6145-705-6674	WIRE, .ELECTRICAL (18 in. required)	FT			SEE GRP	9501			
M 00800		CABLE, BATTERY jumper 481980 (02280) MANUFACTURE FROM	EA	1					26	9
X2 0 00801	5940-333-1894	TERMINAL	EA	2						
P 0 00802	6145-705-6674	WIRING, ELECTRICAL (10 in. required)	FT			SEE GRP	9501			
M 0 00803		CABLE, BATTERY positive 481779 (02280) (Used on non-winterized units, only) MANUFACTURE FROM	EA	1					26	10
X2 0 00804	5940-186-7144	TERMINAL	EA	1						
X2 0 00805	5940-333-1894	TERMINAL	EA	1						
P 0 00806	6145-705-6674	WIRE, ELCTRICAL (3 ft, 10 in. required)	FT			SEE GRP	9501			
P 0 00807	6810-249-9354	SULFURIC ACID, ELECTROLYTE (2 gal required for each BATTERY) MS36053-7 (96906)	GAL		*	*	*	*		

(1) SMR CODE	(2) FEDERAL STOCK NUMBER	(3) DESCRIPTION	(4) UNIT OF MEAS	(5) QTY INC IN UNIT	(6) 15-DAY ORGANIZATIONAL MAINTENANCE ALW				(7) ILLUSTRATION	
					(a)	(b)	(c)	(d)	(a) FIG NO	(b) ITEM NO
		Reference Number and FSCM			1-5	6-20	21-50	51-100		
		USABLE ON CODE								
00808		0613- HULL WIRING HARNESS								
X2 0		BOX, CONDUIT	EA	1					27	17
00809		811927 (02280)								
X2 0		COVER, BOX	EA	1		SEE	GRP	9901		15
00810		805993 (02280)								
X2 0		SCREW MACHINE: cover mtg	EA	2					27	9
00811		803472 (02280)								
X2 0		BUSHING conduit	EA	2						
00812		805867 (02280)								
X2 0		CONDUIT	EA	2						
00813		481866 (02280)								
X2 0		CONDUIT ASSEMBLY: bus bar to outlet box	EA	1				27	15	
00814		78006-102 (02280)								
X2 0		BUSHING	EA	1						
00815		805865 (02280)								
X1		CONDUIT: 1/2 in., 9 ft, 6 in. lg	EA	1						
00816		48782 (02280)								
X2 0		CONNECTOR	EA	2						
00817		BM21 (24446)								
		COUPLING	EA	1						
00818		3M41 (24446)								
X2 0		CONDUIT ASSEMBLY: cab light receptacle to rear clearance								
00819		lights	EA	1					27	5
7089645		(02280)								
X1		CONDUIT 1/2 in., 14 in. lg	EA	1						
00820		481789 (02280)								
X2 0		CONNECTOR								
00821		BM21 (24446)								
X2 0		WASHER REDUCING	EA	7						
00822		15022 (78229)								
X2 0		CONDUIT ASSEMBLY outlet box to clearance lights	EA	1					27	10
00823		780896-202 (02280)								
X2 0		BUSHING	EA	1						
00824		805865 (02280)								
X1		CONDUIT: 1/2 1, 24 3/4 in. lg EA 1								
00825		471787 (02280)								
X2 0		CONNECTOR	EA	2						
00826		BM21 (24446)								
X2 0		SCREW, MACHINES strap mtg	EA	2						
00827		803498 (02280)								
X2 0		STRAP: conduit mtg	EA	1						
00828		810618 (02280)								
X2 0		WASHER LOCK: strap mtg	EA	2						
00829 7		80896-115 (02280)								
X2 0		CONDUIT ASSEMBLY outlet box to clearance lights	EA	1					27	6
00830		780896-146 (02280)								
X2 0		BUSHING								
00831		805865 (02280)								
S2 0		CONDUIT: 1/2 in., 13 in lg								
00332 4		C8786 (02280)								
X2 0		CONNECTOR	EA	1						
00833		BM21 (244146)								

(1) SMR CODE	(2) FEDERAL STOCK NUMBER	(3) DESCRIPTION	(4) UNIT OF MEAS	(5) QTY INC IN UNIT	(6) 15-DAY ORGANIZATIONAL MAINTENANCE ALW				(7) ILLUSTRATION	
					(a)	(b)	(c)	(d)	(a) FIG NO	(b) ITEM NO
		Reference Number and ESCM			1-5	6-20	21-50	51-100		
		USABLE ON CODE								
X2 0 00834		SCREW, MACHINE: strap mtg MS35291-1 (96906)	EA	1						
X2 0 00835		STRAP: conduit mtg 810618 (02280)	EA	1					27	33
X2 0 00836		WASHER, LOCK strap mtg 780896-115 (19207)	EA	1					27	32
X2 0 00837		CONDUIT ASSEMBLY: outlet box to control panel box 780896-130 (02280)	EA	1						
X1 00838		CONDUIT 481793 (02280)	EA	1					27	19
X2 0 00839		CONNECTOR BM21 (24446)	EA	2					27	18
X2 0 00840		CONDUIT ASSEMBLY: outlet box to control panel box 780896-126 (02280)	EA	1					27	24
X1 00841		CONDUIT 481780 (02280)	EA	1						
X2 0 00842		CONNECTOR BM21 (24446)	EA	2						
X2 0 00843		CONDUIT ASSEMBLY: outlet box to front top floodlight 780896-110 (02280)	EA	1					27	1
X2 0 00844		BUSHING 805865 (02280)	EA	1						
X1 00845		CONDUIT: ½ IN., 30 in. lg 481792 (02280)	EA	1						
X2 0 00846		CONNECTOR BM21 (24446)	EA	2						
0 53 00847	10-619-3555	NUT, PLAIN HEXAGON: strap mtg	EA	1	*	*	*	*	27	31
X2 0 00848		STRAP: conduit mtg 810618	EA	1					27	32
0 53 00849	10-010-3319	WASHER, LOCK: strap mtg	EA	1	*	*	*	*	27	32
X2 0 00850		CONDUIT ASSEMBLY: outlet box to light receptacle 780896-39 (02280)	EA	1					27	3
X1 00851		CONDUIT: 1 in., 5 ft, 3 in. lg 481784 (02280)	EA	1						
X2 0 00852		CONNECTOR BM23 (24446)	EA	2					27	18
X2 0 00853		CONDUIT ASSEMBLY: outlet box to outlet box 780896-135 (02280)	EA	1					27	28
X1 00854		CONDUIT 481781 (02280)	EA	1						
X2 0 00855		CONNECTOR BM23 (24446)	EA	2					27	26
X2 0 00856		CONDUIT ASSEMBLY: to clearance lights 780896-211 (02280)	EA	1						
X2 0 00857		BUSHING 805865 (02280)	EA	2						
X1 00858		CONDUIT: ½ IN., 3 ft lg 481794 (02280)	EA	1						
X2 0 00859		CONNECTOR BM21 (24446) EA	EA	2						
X2 0 00860		SCREW, MACHINE: strap mtg 803498 (02280)	EA	2						

(1) SMR CODE	(2) FEDERAL STOCK NUMBER	(3) DESCRIPTION  REF NUMBER & MFR CODE	(4) USABLE ON CODE	(5) UNIT OF MEAS	(5) QTY INC IN UNIT	(6) 15-DAY ORGANIZATIONAL MAINTENANCE ALW				(7) ILLUS- TRATION	
						(a)	(b)	(c)	(d)	(a)	(b)
						1-5	6-20	21-50	51-100	FIG. NO.	ITEM NO.
X2 0 00861		STRAP: conduit mtg 810618 (02280)		EA	2						
X2 0 00862		WASHER, LOCK strap mtg 780896-115 (02280)		EA	2						
X2 0 00863		CONDUIT ASSEMBLY: to engine 780896-436 (02280)		EA	1					27	11
X2 0 00864		BUSHING 805865 (02280)		EA	1						
X2 0 00865		CONDUIT: 1/2 in., 24 in. lg. 482200 (02280)		EA	1						
X2 0 00866		CONNECTOR BM21 (24446)		EA	2						
X2 0 00867		SCREW, MACHINE: strap mtg 803595 (02280)		EA	1						
X2 0 00868		STRAP: conduit mtg 810618 (02280)		EA	1						
X2 0 00869		WASHER, LOCK: strap mtg 780896-115 (02280)		EA	1						
X2 0 00870		WASHER, REDUCING 70896439 (02280)		EA	1						
X2 0 00871		CONDUIT ASSEMBLY: to floodlight 780896-229 (02280)		EA	1					27	21
X2 0 00872		BUSHING 805865 (02280)		EA	2						
X1 00873		CONDUIT 481791 (02280)		EA	1						
X2 0 00874		CONNECTOR BM21 (24446)		EA	2						
X2 0 00875		SCREW: strap mtg 803498 (02280)		EA	2						
X2 0 00876		STRAP: conduit mtg 810618 (02280)		EA	2						
X2 0 00877		WASHER, LOCK: strap mtg 780896-115 (02280)		EA	2						
X2 0 00878		CONDUIT ASSEMBLY: to front bottom floodlights 0896120 (02280)		EA	1					27	22
X2 0 00879		BUSING 805865 (02280)		EA	1						
X1 00880		CONDUIT: 1/2 in., 5 ft, 4 in. lg 81785 (02280)		EA	1						
X2 0 00881		CONNECTOR BM21 (24446)		EA	1						
X2 0 00882		CONDUIT ASSEMBLY: to horn 78096-222 (02280)		EA	1					27	20
X2 0 00883		BUSHING 805865 (02280)		EA	1						
X1 00884		CONDUIT: 1/2 in., 25 5/8 in. lg 481788 (02280)		EA	1						
X2 0 00885		CONNECTOR BM21 (24446)		EA	2					27	18
X2 0 00886		SCREW, MACHINE: strap mtg 803498 (02280)		EA	1						

(1) SMR CODE	(2) FEDERAL STOCK NUMBER	(3) DESCRIPTION  REF NUMBER & MFR CODE	(4) UNIT OF MEAS  USABLE ON CODE	(5) QTY INC IN UNIT	(6) 15-DAY ORGANIZATIONAL MAINTENANCE ALW				(7) ILLUS- TRATION	
					(a)	(b)	(c)	(d)	(a)	(b)
					1-5	6-20	21-50	51-100	FIG. NO.	ITEM NO.
X2 0 00887		STRAP: strap mtg 810618 (02280)	EA	1					27	33
X2 0 00888		WASHER LOCK: strap mtg 780896115 (02280)	EA	1					27	32
X2 0 00889		CONDUIT ASSEMBLY: to instrument panel control box 78089633 (02280)	EA	1					27	25
X1 00890		CONDUIT: 1 in., 29 3/8 in. lg 481790 (02280)	EA	1						
X2 0 00891		CONNECTOR: BM23 (24446)	EA	1						
X2 0 00892		CONNECTOR: conduit 481865 (02280)	EA	2					27	18
X2 0 00893		CONNECTOR: conduit 481860 (02280)	EA	22					27	13
X2 0 00894		COUPLING: conduit 481861 (02280)	EA	1						
X2 0 00895		GROMMET, RUBBER 481864 (02280)	EA	11						
X2 0 00896		JUNCTION BOX ASSEMBLY 780896-312 (02280)	EA	1						
X2 0 00897		BOX, JUNCTION 805997 (02280)	EA	1		SEE	GRP	9901	27	7
X2 0 00898		COVER, BOX 805996 (02280)	EA	1		SEE	GRP	9901	27	8
X2 0 00899		NUT 780896-309 (02280)	EA	2						
X2 0 00900		SCREW, MACHINE: cover mtg 803472 (02280)	EA	2					27	9
X2 0 00901		WASHER, LOCK 780896-308 (02280)	EA	2						
X2 0 00902		JUNCTION BOX ASSEMBLY 780896-302 (02280)	EA	1						
X2 0 00903		BOX, JUNCTION 78096-239 (022)80	EA	1		SEE	GRP	9901		
XZ 0 00904		COVER, BOX 805993 (02280)	EA	1		SEE	GRP	9901		
X2 0 00905		LOCKNUT 805931 (02280)	EA	1						
X2 0 00906		NIPPLE 805293 (02280)	EA	1						
X2 0 00907		NUT 780896-309 (02280)	EA	2						
X2 0 00908		SCREW, MACHINE 803472 (02280)	EA	2						
X2 0 00909		WASHER, LOCK 780896-308 (02280)	EA	2						
X2 0 00910		JUNCTION BOX ASSEMBLY 78096-243 (02280)	EA	1						
X2 0 00911		BOX, JUNCTION 780896-239 (02280)	EA	1		SEE	GRP	9901	27	23
X2 0 00912		BOX, JUNCTION 806957 (02280)	EA	1		SEE	GRP	9901	27	2

(1) SMR CODE	(2) FEDERAL STOCK NUMBER	(3) DESCRIPTION  REF NUMBER & MFR CODE	(4) UNIT OF MEAS  USABLE ON CODE	(5) QTY INC IN UNIT	(6) 15-DAY ORGANIZATIONAL MAINTENANCE ALW				(7) ILLUS- TRATION	
					(a)	(b)	(c)	(d)	(a)	(b)
					1-5	6-20	21-50	51-100	FIG. NO.	ITEM NO.
X2 0 00913		COVER, BOX 805996 (02280)	EA	1		SEE	GRP	9901	27	16
X2 0 00914		ELBOW N05OR (24446)	EA	1						
X2 0 00915		LOCKNUT 805931 (02280)	EA	1						
X2 0 00916		LOCKNUT, CONDUIT 805933 (02280)	EA	1						
X2 0 00917		NIPPLE 805925 (02280)	EA	1						
X2 0 00918		JUNCTION BOX ASSEMBLY 780896-238 (02280)	EA	1						
X2 0 00919		COVER, BOX 805993 (02280)	EA	.1		SEE	GRP	9901		
X2 0 00920		LOCKNUT, conduit 805931 (02280)	EA	22					27	14
X2 0 00921		LOCKNUT: conduit 805933 (02280)	EA	2						
0 00922	5310-619-3555	NUT, PLAIN, HEXAGON: strap mtg	EA	30	*	*	*	*	27	31
X2 0 00923		OUTLET BOX ASSEMBLY 780896-328 (02280) (Components same as OUTLET BOX ASSEMBLY, Stock No. (02280) 780896-320)	EA	1					27	12
X2 0 00924		OUTLET BOX ASSEMBLY 780896-320 (02280)	EA	1						
X2 0 00925		BOX, OUTLET 806957 (02280)	EA	2		SEE	GRP	9901	27	4
X2 0 00926		NUT 780896-309 (02280)	EA	4						
X2 0 00927		RECEPTACLE, CAB LIGHT 5744-1 (24446)	EA	2		SEE	GRP	0609		
X2 0 00928		SCREW, MACHINE 803472 (02280)	EA	4					27	9
X2 0 00929		STRAP, conduit mtg 805873 (02280)	EA	20					27	33
X2 0 00930		STRAP: conduit mtg 805875 (02280)	EA	10					27	33
0 00931	5310-010-3319	WASHER, LOCK: strap mtg	EA	30	*	*	*	*	27	32
00932		0615 - RADIO INTERFERENCE SUPPRESSION								
X2 0 00933		CAPACITOR, FIXED, PAPER, DIELECTRIC 1915978 (16764) (Components of REPAIR KIT, Stock No. 2920-536-5436, See Group 0605)	EA	1					22	40
X2 0 00934		CAPACITOR, FIXED, PAPER, DIELECTRIC 1916625 (16764) (Components of REPAIR KIT, Stock No. 2920-536-5436, See Group 0605)	EA	1					22	18
0 00935	5310-685-1429	NUT, PLAIN, HEXAGON: strap mtg	EA	1	*	*	*	*	2	23
X2 0 00936		STRAP, GROUND: engine to mtg base T437231 (14351)	EA	1					2	22
00937		GROUP 15 - FRAME, TOWING ATTACHMENTS, AND DRAWBARS 1502 - COUNTERWEIGHTS								
00938		COUNTERWEIGHT ASSEMBLY	EA	1						
X2 0 00939		780876 (02280)								
X2 0 00940		BAR, LOCK 481675 (02280)	EA	2					28	10

(1) SMR CODE	(2) FEDERAL STOCK NUMBER	(3) DESCRIPTION  REF NUMBER & MFR CODE	(4) UNIT OF MEAS  USABLE ON CODE	(5) QTY INC IN UNIT	(6) 15-DAY ORGANIZATIONAL MAINTENANCE ALW				(7) ILLUS- TRATION	
					(a)	(b)	(c)	(d)	(a)	(b)
					1-5	6-20	21-50	51-100	FIG. NO.	ITEM NO.
X2 0 00941		BOLT, SQUARE Head: counterweight mtg, 1 1/4-7 thd size 19 in. lg 802087 (02280)	EA	2					28	9
X2 0 00942		BRACKET, ROLLER: weldment 680777 (02280)	EA	1						
X2 0 00943		CLIP 805630 (02280)	EA	1					28	7
X2 0 00944		COUNTERWEIGHT 780856 (02280)	EA	1					28	11
X2 0 00945		NUT, PLAIN, HEXAGON counterweight mtg 804727 (02280)	EA	2					28	1
X2 0 00946		NUT, PLAIN, HEXAGON: roller 804723 (02280)	EA	1					29	4
X2 0 00947	5310-763-8921	NUT, PLAIN, HEXAGON: wire rope to counterweight screw	EA	1					28	4
X2 0 00948		ROLLER W5618A (02280)	EA	1					29	7
X2 0 00949		SCREW, CAP, HEXAGON HEAD: roller 804290 (02280)	EA	1					29	9
X2 0 00950		SCREW, CAP, HEXAGON HEAD: wire rope to counterweight 802486 (02280)	EA	1					28	8
X2 0 00951		SPACER: roller W5619A (02280)	EA	1					29	6
X2 0 00952		THIMBLE, ROPE G411 (02280)	EA	1					28	6
X2 0 00953		WASHER FLAT: counterweight mtg 804478 (02280)	EA	2					28	3
X2 0 00954		WASHER, LOCK: counterweight mtg	EA	2	2					28
0 00955	5310-010-3326	MS35338-17 (96906) WASHER LOCK: roller	EA	1	*	*	*	*	29	5
0 00956	5310-010-3326	WASHER, LOCK: wire rope to counterweight screw	EA	1	*	*	*	*	28	5
M 0 00957		WIRE ROPE MANUFACTURE FROM:	EA	1					29	8
P 0 00958	4010-269-9304	WIRE ROPE (33 ft required)	FT			SEE	GRP	9501		
00959		GROUP 18 - BODY, CAB, HOOD AND HULL								
00960		1801 - CAB ASSEMBLY								
0 00961	5306-225-8499	BOLT, MACHINE: handle mtg	EA	2	*	*	*	*	30	17
X2 0 00962		BRACKET: front panel 482010 (02280)	EA	1					35	2
X2 0 00963		DOOR: front panel 780907-4 (02280)	EA	1					35	3
X2 0 00964		DOOR, HINGED ROOF: left side 580924 (02280)	EA	1					31	3
X2 0 00965		DOOR, HINGED ROOF: right side 580923 (02280)	EA	1					31	6
X2 0 00966		DOOR: left rear 680773 (02280)	EA	1					32	9
X2 0 00967		DOOR: left side, front 680779 (02280)	EA	1					30	3
X2 0 00968		DOOR: left side, rear 680778 (02280)	EA	1					30	8



(1) SMR CODE	(2) FEDERAL STOCK NUMBER	(3) DESCRIPTION  REF NUMBER & MFR CODE	(4) USABLE ON MEAS CODE	(5) QTY INC IN UNIT	(6) 15-DAY ORGANIZATIONAL MAINTENANCE ALW				(7) ILLUS- TRATION	
					(a)	(b)	(c)	(d)	(a)	(b)
					1-5	6-20	21-50	51-100	FIG. NO.	ITEM NO.
X2 0 00969		DOOR: right rear 680774 (02280)	EA	1					30	8
X2 0 00970		DOOR: right side, front 580910 (02280)	EA	1					32	10
X2 0 00971		DOOR: right side, rear 580909 (02280)	EA	1					32	1
X2 0 00972		FRAME, WINDOW: bottom, front 481662 (02280)	EA	1					34	15
X2 0 00973		FRAME, WINDOW: top, front 481660 (02280)	EA	1					34	4
X2 0 00974		GLASS: bottom, front window 481663 (02280)	EA	1					34	14
X2 0 00975		GLASS: left side, front door 481661 (02280)	EA	1					30	22
X2 0 00976		GLASS: left side, panel 481719 (02280)	EA	1					30	14
X2 0 00977		GLASS: right side, panel, operators cab 481720 (02280)	EA	1					34	11
X2 0 00978		GLASS: top, front window 481664 (02280)	EA	1					34	1
X2 0 00979		GUIDE: door and panel, top, rear 580888 (02280)	EA	1					32	5
X2 0 00980		GUIDE: door, rear, bottom 580887 (02280)	EA	1					29	3
X2 0 00981		HANDLE: left side, cab R58211 (74462)	EA	1					30	18
X2 0 00982		HOOK: rear doors mtg 68074-3 (02280)	EA	4					32	7
X2 0 00983		LADDER, RING: right, top, cab roof (weldment) 48813 (02280)	EA	3					33	7
X2 0 00984		LATCH DOOR 481850 (02280)	EA	1					32	2
0 00985	5310-732-0558	NUT, PLAIN, HEXAGON: cab panels mtg	EA	189	*	*	*	*	31	18
0 00986	5310-012-0376	NUT, PLAIN, HEXAGON: handle mtg	EA	2	*	*	*	*	30	20
0 00987	5310-763-8920	NUT, PLAIN, HEXAGON: ladder	EA	12	*	*	*	*	33	2
0 00988	5310-732-0558	NUT, PLAIN, HEXAGON: plate mtg	EA	2	*	*	*	*	34	6
X2 0 00989		PANEL, Front: right side 780907 (02280)	EA	1					35	1
X2 0 00990		PANEL: left side 780871 (02280)	EA	1					30	7
X2 0 00991		PANEL: right side 780879 (02280)	EA	1					32	3
X2 0 00992		PANEL: right side, operators cab 780882 (02280)	EA	1					34	5
X2 0 00993		PANEL, ROOF: left side 580915 (02280)	EA	1					33	3
X2 0 00994		PANEL, ROOF: center 680789 (02280)	EA	1					31	13
X2 0 00995		PANEL, ROOF: center, right side 680805 (02280)	EA	1					31	5

(1) SMR CODE	(2) FEDERAL STOCK NUMBER	(3) DESCRIPTION  REF NUMBER & MFR CODE	(4) UNIT OF MEAS  USABLE ON CODE	(5) QTY INC IN UNIT	(6) 15-DAY ORGANIZATIONAL MAINTENANCE ALW				(7) ILLUS- TRATION	
					(a)	(b)	(c)	(d)	(a)	(b)
					1-5	6-20	21-50	51-100	FIG. NO.	ITEM NO.
X2 0 00996		PANEL, ROOF: front, right of cab 580921 (02280)	EA	1					31	1
X2 0 00997		PANEL, ROOF: front, right side of cab 680798 (02280)	EA	1					31	4
X2 0 00998		PANEL, ROOF: rear 680808 (02280)	EA	1					33	4
X2 0 00999		PANEL, VERTICAL 580917 (02280)	EA	1					33	1
X2 0 01000		PIN ASSEMBLY: doors W874A (02280)	EA	9					30	6
M 0 01001		PIN: door mtg MANUFACTURE FROM:	EA	8					31	2
P 0 01002	9510-596-3553	STEEL BAR (3 in. required for each PIN)	FT			SEE	GRP	9501		
X2 0 01003		PLATE: A-frame backleg 481925 (02280)	EA	2					31	11
X2 0 01004		PLATE: A-frame backleg 481927 (02280)	EA	2					31	9
X2 0 01005		PLATE: A-frame leg 680809 (02280)	EA	1					31	7
X2 0 01006		PLATE, COVER lh 580928 (02280)	EA	1					31	10
X2 0 01007		PLATE, COVER: rh 580927 (02280)	EA	1					31	14
X2 0 01008		PLATE: front panel 780907-6 (02280)	EA	2					35	4
X2 0 01009		PLATE: front panel 780907-5 (02280)	EA	1					35	5
X2 0 01010		PLATE: lower front 481666 (02280)	EA	1					34	12
X2 0 01011		PLATE: panel W4366A (02280)	EA	1		SEE	GRP	9901	33	5
X2 0 01012		PLATE: panel W4366A (02280)	EA	1		SEE	GRP	9901	34	8
X2 0 01013		SCREW, CAP, HEXAGON HEAD: plate mtg 802286 (02280)	EA	2					34	9
X2 0 01014		ROLLER ASSEMBLY: operators door 680779-8 (02280)	EA	2					30	4
0 01015	5310-732-0558	NUT, PLAIN, HEXAGON: roller mtg	EA	2	*	*	*	*	30	1
X1 01016		ROLLER 6050 (43766)	EA	2						
X2 0 01017		SCREW, CAP, HEXAGON HEAD: roller mtg 481886 (02280)	EA	2					30	5
X1 01018		SPACER L7301D (02280)	EA	2						
0 01019	5310-261-7340	WASHER, LOCK: mtg	EA	2	*	*	*	*	30	2
X2 0 01020		SCREW, CAP, HEXAGON HEAD: cab panel mtg MS35295-58 (96906)	EA	8					35	6
X2 0 01021		SCREW, CAP, HEXAGON HEAD: door and guide MS35295-62 (96906)	EA	29					32	6
X2 0 01022	5305-269-3210	SCREW, CAP, HEXAGON HEAD: panel and plate mtg 802286 (02280)	EA	50					31	15
X2 0 01023		SCREW, CAP, HEXAGON HEAD: plate mtg MS35295-58 (96906)	EA	4					33	6

(1) SMR CODE	(2) FEDERAL STOCK NUMBER	(3) DESCRIPTION  REF NUMBER & MFR CODE	(4) UNIT OF MEAS  USABLE ON CODE	(5) QTY INC IN UNIT	(6) 15-DAY ORGANIZATIONAL MAINTENANCE ALW				(7) ILLUS- TRATION	
					(a)	(b)	(c)	(d)	(a)	(b)
					1-5	6-20	21-50	51-100	FIG. NO.	ITEM NO.
X2 0		SCREW, MACHINE	EA	22						
01024		810328 (02280)								
X2 0		SCREW, MACHINE: lh roof panel mtg	EA	22					32	4
01025		810329 (02280)								
X2 0		SCREW, MACHINE: rear door, guide mtg	EA	4						
01026		810332 (02280)								
X2 0		SEAL: A-frame backleg	EA	2					31	8
01027		481935 (02280)								
X2 0		SEAL: A-frame backleg	EA	2					31	12
01028		481926 (02280)								
X2 0		SEAL, CAB: bottom, front window	EA	1					34	13
01029		755474X7-111-2 (24617)								
X2 0		SEAL, CAB: left side, front door window	EA	1					30	21
01030		75547X8-6 (24617)								
X2 0		SEAL, CAB: left side, front window	EA	1					30	15
01031		755474X7-5 (24617)								
X2 0		SEAL, CAB: right side, front window	EA	1					34	10
01032		755474X9-1 (24617)								
X2 0		SEAL, CAB: top, front window	EA	1					34	3
01033		755474X10-6 (24617)								
M 0		STRIP, WEATHER: bottom, front window	EA	1					34	2
01034		MANUFACTURE FROM:								
P 0	9320-901-4419	RUBBER, SPECIAL (7 ft, 11 1/2 in. required)	FT			SEE	GRP	9501		
01035		MILR3065 (81349)								
M 0		STRIP, WEATHER: left side, front door window	EA	1					30	16
01036		MANUFACTURE FROM:								
P 0	9320-901-4419	RUBBER, SPECIAL (8 ft, 6 in. required)	FT			SEE	GRP	9501		
01037		MILR3065 (81349)								
M 0		STRIP, WEATHER: left side, front window	EA	1					30	16
01038		MANUFACTURE FROM:								
P 0	9320-901-4419	RUBBER, SPECIAL (7 ft, 5 in. required)	FT			SEE	GRP	9501		
01039		MILR3065 (81349)								
M 0		STRIP, WEATHER: right side, front window	EA	1					34	2
01040		MANUFACTURE FROM:								
P 0	9320-901-4419	RUBBER, SPECIAL (9 ft, 1 in. required)	FT			SEE	GRP	9501		
01041		MILR3065 (81349)								
M 0		STRIP, FILLER: top, front window	EA	1					34	2
01042		MANUFACTURE FROM:								
P 0	9320-901-4419	RUBBER, SPECIAL (10 ft, 6 in. required)	FT			SEE	GRP	9501		
01043		MILR3065 (81349)								
0	5310-809-4061	WASHER, FLAT: cab panels mtg	EA	70	*	*	*	*	31	16
01044										
0	5310-261-7340	WASHER, LOCK	EA	12	*	*	*	*	30	2
01045										
0	5310-261-7340	WASHER, LOCK: cab panels mtg	EA	189	*	*	*	*	31	17
01046										
0	5310-010-3320	WASHER, LOCK: handle mtg	EA	2	*	*	*	*	30	19
01047										
0	5310-261-7340	WASHER, LOCK: plate mtg	EA	2	*	*	*	*	34	7
01048										
01049		1806 - UPHOLSTERY SEATS AND CARPETS								
X2 0		SEAT ASSEMBLY	EA	1					36	
01050		680749 (02280)								
X2 0		NUT, PLAIN, HEXAGON: stand mtg	EA	2					36	7
01051		804722 (02280)								

(1) SMR CODE	(2) FEDERAL STOCK NUMBER	(3) DESCRIPTION  REF NUMBER & MFR CODE	(4) USABLE ON CODE	(5) UNIT OF MEAS	(6) QTY INC IN UNIT	(6) 15-DAY ORGANIZATIONAL MAINTENANCE ALW				(7) ILLUS- TRATION	
						(a)	(b)	(c)	(d)	(a)	(b)
						1-5	6-20	21-50	51-100	FIG. NO.	ITEM NO.
0	5310-823-8756	NUT, PLAIN, WING: frame to stand		EA	1	*	*	*	*	36	10
01052											
X2 0		SCREW, CAP, HEXAGON HEAD: frame to stand		EA	1					36	6
01053		802377 (02280)									
0	5305-724-5910	SCREW, CAP, HEXAGON HEAD: stand mtg		EA	2	*	*	*	*	36	9
01054											
X2 0		SEAT		EA	1					36	
01055		475'W (09704)									
X2 0		BACK		EA	1					36	2
01056		475WD (09704)									
X2 0		CUSHION		EA	1					36	1
01057		475WC (09704)									
X2 0		FRAME		EA	1					36	3
01058		475WF (09704)									
X2 0		SCREW MACHINE: cushion mtg		EA	2					36	11
01059		7-47 (09704)									
X2 0		SCREW, WOOD: back cushion mtg		EA	4					36	4
01060		MS35495-96 (96906)									
X2 0		STAND		EA	1					36	5
01061		481503 (02280)									
0	5310-010-3325	WASHER, LOCK: stand mtg		EA	2	*	*	*	*	36	8
01062											
01063		1808- BOXES									
X2 0		BOX, TOOL		EA	1					37	1
01064		680787 (02280)									
X1		CLAMP, LID		EA	2						
01065		7969299 (00000)									
X1		HASP		EA	1						
01066		813 (97562)									
X1		HINGE		EA	1						
01067		MS35829 (96906)									
X2 0		NUT, PLAIN, HEXAGON: box mtg		EA	4					37	4
01068		804722 (02280)									
X2 0		SCREW, CAP, HEXAGON HEAD: box mtg		EA	4					37	2
01069		MS35295-158 (96906)									
0	5310-010-3325	WASHER, LOCK: box mtg		EA	4	*	*	*	*	37	3
01070											
01071		GROUP 22 - BODY CHASSIS OR HULL, AND ACCESSORY ITEMS									
01072		2202 - ACCESSORY ITEMS									
X2 0		CABLE		EA	1						
01073		7728530 (02280)									
X2 0		CABLE, ELECTRICAL		EA	1					39	2
01074		481802 (02280)									
X2 0	4010-176-7941	CHAIN ASSEMBLY, SINGLE LEG: tow		EA	1					39	1
01075											
X2 0	5935-962-2349	CONNECTOR, PLUG, ELECTRICAL		EA	1					38	4
01076											
X2 0		EXTENSION ASSEMBLY: reel		EA	1					38	14
01077		7262199 (00000)									
X2 0		GROMMET: reel		EA	1					38	5
01078											
X2 0		HOLDER, PISTOL AND REEL		EA	1					38	
01079		5935279 (73331)									
X2 0		REEL ASSEMBLY		EA	1					38	1
01080		5941208 (73331)									

(1) SMR CODE	(2) FEDERAL STOCK NUMBER	(3) DESCRIPTION  REF NUMBER & MFR CODE	(4) UNIT OF MEAS  USABLE ON CODE	(5) QTY INC IN UNIT	(6) 15-DAY ORGANIZATIONAL MAINTENANCE ALW				(7) ILLUS- TRATION	
					(a)	(b)	(c)	(d)	(a)	(b)
					1-5	6-20	21-50	51-100	FIG. NO.	ITEM NO.
X2 0		SWITCH trigger 7354812 (73331)	EA	1					38	7
01081		LATCH ASSEMBLY: trouble light 5935279 (73331)	EA	1					38	13
X2 0	5310-772-3307	NUT, CONNECTOR	EA	1					38	6
01082	5310-042-6096	NUT, PLAIN, HEXAGON: holder mtg and reel mtg	EA	4	*	*	*	*	38	3
X2 0	5315-209-7273	PIN, COTTER: sling mtg	EA	4	*	*	*	*	39	8
01084	5315-958-9458	PIN STRAIGHT, HEADED: sling mtg	EA	4					39	7
X2 0	5305-012-2119	SCREW, CAP, HEXAGON HEADE: holder and reel mtg	EA	4	*	*	*	*	38	12
01086		SLING, LIFTING ASSEMBLY 580891 (02280)	EA	1					39	6
X2 0		CLEVIS 805626 (02280)	EA	1						
01087		CLIP 805635 (02280)	EA	2						
X2 0		PIPE M4227J (02280)	EA	2						
01088		SOCKET 805559 (02280)	EA	4						
X2 0		WIRE ROPE SPECRR410 (80406)	EA	1						
01089	4010-641-3713	WIRE ROPE, STEEL (23 ft required)	FT			SEE	GRP	9501		
X2 0		SPOTLIGHT 926912 (73331)	EA	1					38	11
01090		DOOR ASSEMBLY: spotlight 5940908 (73331)	EA	1					38	9
X2 0	6240-299 031	LAMP: sealed unit 451991 (73331)	EA	1	*	2	2	4	38	8
01091		RECEPTACLE, FRICTION 5939090 (73331)	EA	1					38	10
X2 0	5310-261-7340	WASHER, LOCK: holder mtg and reel mtg	EA	4	*	*	*	*	38	2
01092		2210 - DATA PLATES								
X2 0		KIT, MODIFICATION, CAUTION PLATE MWOENG1999-4 (81336)	EA	1						
01100		PLATE, CAB LOCK 481877 (02280)	EA	1						
X2 0		PLATE, CAPACITY 481879 (02280)	EA	1						
01101		PLATE CHOKE 481873 (02280)	EA	1						
X2 0		PLATE, CLUTCH 481876 (02280)	EA	1						
01102		PLATE, CONTROLS 481871 (02280)	EA	1						
X2 0		PLATE, INSTRUCITON: shovel trip assembly 482060 (02280)	EA	1						
01103		PLATE, JAW CLUTCH 481875 (02280)	EA	1						

(1) SMR CODE	(2) FEDERAL STOCK NUMBER	(3) DESCRIPTION  REF NUMBER & MFR CODE	(4) UNIT OF MEAS  USABLE ON CODE	(5) QTY INC IN UNIT	(6) 15-DAY ORGANIZATIONAL MAINTENANCE ALW				(7) ILLUS- TRATION	
					(a)	(b)	(c)	(d)	(a)	(b)
					1-5	6-20	21-50	51-100	FIG. NO.	ITEM NO.
X2 0		PLATE, SWING BRAKE	EA	1						
01109		481814 (02280)								
X2 0		PLATE, THROTTLE	EA	1						
01110		481872 (02280)								
X2 0		SCREW, DRIVE: instruction plate	EA	4						
01111		81376 (02280)								
X2 0		SCREW, DRIVE: plate mtg	EA	54						
01112		811376 (02280)								
01113		GROUP 43 - HYDRAULIC, FLUID, AIR AND VACUUM SYSTEM (Excludes brake system)								
01114		4301 - HOSE, PIPE FITTINGS, TUBING								
X2 0		ADAPTER STRAIGHT, PIPE TO TUBE: line to bushing	EA	3				40		5
01115		8205X3 (04225)								
X2 0	4730-353-2995	ADAPTER, STRAIGHT, TUBE: drum shaft	EA	2						
01116		FC2952 (63477)								
X2 0		BOLT, FLUID PASSAGE	EA	3				50		22
01117		FC673 (63477)								
P 0	4730-38-0010	BOLT, FLUID PASSAGE: cylinder connector	EA	3	*	*	*	2	50	17
01118		FC1241 (63477)								
X2 0		BUSHING, REDUCING: line to rotating joint	EA	3				40		4
01119		3104X2 (04225)								
X2 0		CLAMP, TUBE: tubes mtg	EA	4				41		17
01120		811580 (02280)								
X2 0		CLAMP, TUBE: tubes mtg	EA	2				41		26
01121		811581 (02280)								
X2 0		CONNECTOR	EA	1						
01122		811167 (02280)								
P 0	2530-215-4150	FTTING, INLET: cylinder	EA	3	*	*	*	2	50	19
01123		FC2579 (63477)								
X2 0		FITTING: line to rotating joint	EA	3				40		9
01124		C5733 (63477)								
P 0	3810 968 4080	GASKET	EA	2				2	40	8
01125		780851-20 (02280)								
P 0	3810-967-3170	GASKET: connector	EA	6			2	2		
01126		FC1243 (63477)								
X2 0		NUT, PLAIN, HEXAGON: clamp mtg	EA	4				41		18
01127		811170 (02280)								
X2 0		NUT, TUBE COUPLING	EA	3						
01128		5555 (63477)								
X2 0		NUT, TUBE COUPLING	EA	4						
01129		811183 (02280)								
X2 0		SCREW, CAP, HEXAGON HEAD: clamp mtg	EA	3				41		28
o11300		802209 (02280)								
X2 0		SCREW, MACHINE: clamp mtg	EA	4				41		16
01131		803451 (02280)								
P 0	3810 968-6277	SWIVEL, JOINT, HYDRAULIC	EA	3	*	*	*	2	40	1
01132		15-15HB (85181)								
X1		HOUSING	EA	3						
01133		15-2 (85181)								
X1		BEARING	EA	4						
01134		15-68 (85181)								
X2 0		PACKING, PREFORMED	EA	9						
01135		15-60 (85181)								

(1) SMR CODE	(2) FEDERAL STOCK NUMBER	(3) DESCRIPTION  REF NUMBER & MFR CODE	(4) UNIT OF MEAS  USABLE ON CODE	(5) QTY INC IN UNIT	(6) 15-DAY ORGANIZATIONAL MAINTENANCE ALW				(7) ILLUS- TRATION	
					(a) 1-5	(b) 6-20	(c) 21-50	(d) 51-100	(a) FIG. NO.	(b) ITEM NO.
X2 0 01136		RING, SNAP 15-10 (85181)	EA	2						
X2 0 01137		RING, SNAP 15-9 (85181)	EA	6					40	3
X1 01138		ROTOR 15-15 (85181)	EA	2						
X1 01139		WASHER 15-17 (85181)	EA	6					40	2
X2 0 01140		WASHER, THRUST 15-7 (85181)	EA	3						
X2 0 01141		TEEM PIPE TO TUBE: line to accumulator, all ends male 1/8-18 thd size 8605X3 (04225)	EA	2					41	20
X2 0 01142		TUBE: accumulator to drum shaft, lh rotating joint 68036 (02280)	EA	1					41	2
P 0 01143	4710-67-6635	TUBE: accumulator to drum shaft, rh rotating joint 680835 (02280)	EA	1	*	*	*	*	41	1
P 0 01144	3810 968-4078	TUBE ASSEMBLY: clutch, master cylinder to rotating joint 482037 (02280)	EA	2	*	*	*	2	40	7
P 0 01145	4710-457-6639	TUBE: master cylinder to accumulator 680834 (02280)	EA	1	*	*	*	*	41	29
X2 0 01146		TUBE: master cylinder to accumulator 680833 (02280)	EA	1					41	19
X2 0 01147		TUBE: master cylinder to auxiliary shaft clutch rotating joint 680832 (02280)	EA	1					40	6
M 0 01148	3810-968-4082	TUBING ASSEMBLY: drum shaft to clutch cylinder 482113 (02280)	EA	2						
X2 0 01149	4730-011-4627	NUT, TUBE COUPLING 811163 (02280)	EA	4						
P 0 o1150	4710-277-5525	TUBE, COPPER (8 1/4 in. required for each TUBING ASSEMBLY)	FT				SEE	GRP	9501	
X2 0 01151		TUBING: clutch cylinder to rotating joint 811169 (02280)	EA	1					50	16
0 01152	5310-275-6635	WASHER, connector	EA	3	*	*	*	*	50	18
X2 0 01153		WASHER, connector FC603 (63477)	EA	3					50	20
P 0 01154	5310-359-0458	WASHER, FLAT: cylinder line connector FC1243 (63477)	EA	4	*	*	2	2	50	21
P 0 01155	5310-274-4544	WASHER, FLAT: cylinder line connector FC1242 (63477)	EA	3	*	*	*	2	40	10
0 01156	5310-10-3319	WASHER, LOCK: clamp mtg	EA	3	*	*	*	*	41	27
01157		4305 - MANIFOLD AND/OR CONTROL VALVES								
P 0 01158	3810-968-6276	CYLINDER, HYDRAULIC: clutch FD44185 (63477)	EA	3	*	*	2	2	41	5
X2 0 01159		CAP, FILLER FC18299 (63477)	EA	3					41	3
X1 01160		CASTING, CYLINDER FD44184 (63477)	EA	3					42	1
X2 0 01161 1		GASKET: filler cap FC5922 (63477)	EA	3					41	4
X1 01162		RING, RETAINER FC939 (63477)	EA	3					42	4

(1) SMR CODE	(2) FEDERAL STOCK NUMBER	(3) DESCRIPTION  REF NUMBER & MFR CODE	(4) UNIT OF MEAS  USABLE ON CODE	(5) QTY INC IN UNIT	(6) 15-DAY ORGANIZATIONAL MAINTENANCE ALW				(7) ILLUS- TRATION	
					(a)	(b)	(c)	(d)	(a)	(b)
					1-5	6-20	21-50	51-100	FIG. NO.	ITEM NO.
X1 01163 x1 01164 X1 01165 X1 01166		RING, RETAINER FC2931 (63477) ROD, PUSH FC12193 (63477) SPRING, HELICAL, COMPRESSION FC3572 (63477) WASHER, FLAT FC3710 (63477)	EA	3					42	5
0 01167	5305-017-9841	SCREW, CAP, HEXAGON HEAD: cylinder mtg	EA	9	*	*	*	*	41	15
0 01168 01169	5310-010-3320	WASHER, LOCK: cylinder mtg  4307 - HYDRAULIC CYLINDERS	EA	9	*	*	*	*	41	14
X2 0 01170 X2 0 01171 P 0 01172 X2 0 01173 x1 01174 X2 0 01175		ACCUMULATOR 482117 (02280) CYLINDER ASSEMBLY, BRAKE FD44185 (63477) CYLINDER, HYDRAULIC: clutch FE2564A (63477) BLEEDER VALVE, HYDRAULIC BRAKE FC11410 (63477) CASTING, CYLINDER FE22565 (63477) HANGER: accumulator N03 (73369)	EA	2					41	21
0 01176 X2 0 01177 P 0 01178 X2 0 01179 X2 0 01180 X2 0 01181 X2 0 01182 X2 0 01183	3810-968-6276	CYLINDER, HYDRAULIC: clutch FE2564A (63477) BLEEDER VALVE, HYDRAULIC BRAKE FC11410 (63477) CASTING, CYLINDER FE22565 (63477) HANGER: accumulator N03 (73369)	EA	3	*	*	2	2	50	15
0 01176 X2 0 01177 P 0 01178 X2 0 01179 X2 0 01180 X2 0 01181 X2 0 01182 X2 0 01183	5310-619-3555	NUT, PLAIN, HEXAGON; hanger mtg	EA	4	*	*	*	*	41	23
01176 X2 0 01177 P 0 01178 X2 0 01179 X2 0 01180 X2 0 01181 X2 0 01182 X2 0 01183		NUT, SELF-LOCKING: cylinder mtg, auxiliary shaft 801807 (02280) PIN, LOCK: cylinder mtg 480490(02280 ) PIN, STRAIGHT, HEADLES: cylinder 480491 (02280) PIN, STRAIGHT, HEADLESS; cylinder mtg, auxiliary shaft 481639 (02280) ROD, PUSH: cylinder 485176 (02280) SCREW, CAP, HEXAGON HEAD: cylinder 802284 (02280) SCREW, CAP, SQUARE HEAD 802287 (02280)	EA	1					50	33
0 01184 X2 0 01185 X2 0 01186 X2 0 01187	3810-962-4520	PIN, LOCK: cylinder mtg 480490(02280 ) PIN, STRAIGHT, HEADLES: cylinder 480491 (02280) PIN, STRAIGHT, HEADLESS; cylinder mtg, auxiliary shaft 481639 (02280) ROD, PUSH: cylinder 485176 (02280) SCREW, CAP, HEXAGON HEAD: cylinder 802284 (02280) SCREW, CAP, SQUARE HEAD 802287 (02280)	EA	2			SEE	GRP	9901	
0 01184 X2 0 01185 X2 0 01186 X2 0 01187	5305-988-1725	SCREW, MACHINE: hanger mtg	EA	2	*	*	*	*	41	25
01184 X2 0 01185 X2 0 01186 X2 0 01187		SETScrew 803360 (02280) STUD: cylinder mtg 481641 (02280) STUD, PLAIN: cylinder 481641 (02280)	EA	4						
0 01188 0 01189 01190 X2 0 01191 X2 0 01192	5310-011-5549	WASHER, LOCK: cylinder mtg	EA	2	*	*	*	*		
0 01188 0 01189 01190 X2 0 01191 X2 0 01192	5310-010-3319	WASHER, LOCK: hanger mtg	EA	2	*	*	*	*	41	22
01189 01190 X2 0 01191 X2 0 01192		4309 - MANUAL CONTROLS  LEVER ASSEMBLY 780883 (02280) BALL, BEARING: stand 811410 (02280)	EA	1						
01191 X2 0 01192		LEVER ASSEMBLY 780883 (02280) BALL, BEARING: stand 811410 (02280)	EA	1						



(1) SMR CODE	(2) FEDERAL STOCK NUMBER	(3) DESCRIPTION  REF NUMBER & MFR CODE	(4) USABLE ON CODE	(5) UNIT OF MEAS	(6) QTY INC IN UNIT	(6) 15-DAY ORGANIZATIONAL MAINTENANCE ALW				(7) ILLUS- TRATION	
						(a)	(b)	(c)	(d)	(a)	(b)
						1-5	6-20	21-50	51-100	FIG. NO.	ITEM NO.
X2 0 01193		BEARING, CAM: yoke 481993 (02280)		EA	2					41	11
X2 0 01194		BEARING, SLEEVE: levers 485188 (02280)		EA	2					44	7
X2 0 01195		CAM 481693 (02280)		EA	2						
X2 0 01196		CAM FOLLOWER 481545 (02280)		EA	2						
X2 0 01197		CLEVIS, ROD END 485186 (02280)		EA	2					41	13
X2 0 01198		COLLAR: levers 801643 (02280)		EA	2	SEE	GRP	9901		44	17
X2 0 01199		CYLINDER ASSEMBLY, BRAKE FD44185 (63477)		EA	3	SEE	GRP	4307			
X2 0 01200		FITTING, LUBRICATION: levers 1610BL (70270)		EA	2					44	16
X2 0 01201		FITTING, LUBRICATION: link 3331 (70270)		EA	2					44	21
X2 0 01202		LEVER: hydraulic cylinder 680784 (02280)		EA	1					44	8
X2 0 01203		LEVER: hydraulic cylinder 608785 (02280)		EA	1					44	15
X2 0 01204		LINK 485178 (02280)		EA	2					44	22
X2 0 01205		NUT, JAM: setscrew 804760 (02280)		EA	1					44	10
0 01206	5310-816-1030	NUT, PLAIN, HEXAGON: setscrew		EA	1	*	*	*	*	44	5
X2 0 01207		NUT, PLAIN, HEXAGON: yoke 804779 (02280)		EA	3					41	6
0 01208	5315-018-7988	PIN, COTTER: levers mtg		EA	2	*	*	*	*	44	19
X2 0 01209		PIN, COTTER: link pin 804860 (02280)		EA	1						
0 01210	5315-839-5822	PIN, COTTER: yoke pin		EA	2	*	*	*	*	41	10
X2 0 01211	5315-010-3385	PIN, COTTER: yoke pin		EA	6					41	10
X2 0 01212		PIN, STRAIGHT, HEADLESS: levers and pedal mtg L4521AZ (02280)		EA	1					63	3
X2 0 01213		PIN, STRAIGHT HEADLESS: levers mtg 482114 (022805)		EA	1					44	6
X2 0 01214		PIN, STRAIGHT HEADLESS: link, 7/8 in. dia, 7 in. lg 485185 (022805)		EA	1					44	23
X2 0 01215		PIN, STRAIGHT HEADLESS: yoke 485190 (022805)		EA	2					41	12
X2 0 01216		PIN, STRAIGHT, HEADLESS: yoke L4442E (022805)		EA	1					41	8
0 01217	5305-050-1077	SCREW, CAP, HEXAGON HEAD: adjusting		EA	1	*	*	*	*	44	4
0 01218	5305-042-6417	SCREW, CAP, HEXAGON HEAD: pedal bracket mtg		EA	3	*	*	*	*	44	9
X2 0 01219		SETSCREW: collar MS51041-73 (96906.)		EA	2					44	18
0 01220	5305-054-9273	SETSCREW: levers		EA	1	*	*	*	*	44	11
X2 0 01221		SPRING: bearing 20118A (02280)		EA	1					44	2

(1) SMR CODE	(2) FEDERAL STOCK NUMBER	(3) DESCRIPTION  REF NUMBER & MFR CODE	(4) UNIT OF MEAS  USABLE ON CODE	(5) QTY INC IN UNIT	(6) 15-DAY ORGANIZATIONAL MAINTENANCE ALW				(7) ILLUS- TRATION	
					(a) 1-5	(b) 6-20	(c) 21-50	(d) 51-100	(a) FIG. NO.	(b) ITEM NO.
X2 0 01222	5310-809-3079	SUPPORT: levers 780854 (02280)	EA	1					44	1
X2 0 01223		WASHER, FLAT: link	EA	2	*	*	*	*	44	20
X2 0 01224	5310-951-7209	WASHER, FLAT: yoke	EA	2	*	*	*	*	41	9
X2 0 01225	5310-763-8921	YOKE: cylinder 580870 (02280)	EA	1					41	7
X2 0 01226		NUT, PLAIN, HEXAGON: support mtg	EA	3	*	*	*	*	44	14
X2 0 01227	5310-010-3326	SCREW, CAP, HEXAGON HEAD: support mtg 802482 (02280)	EA	3					44	12
X2 0 01228		WASHER, LOCK: support mtg	EA	3	*	*	*	*	44	13
X2 0 01229		GROUP 74 - CRANES, SHOVELS AND EARTH MOVING EQUIPMENT COMPONENTS 7410 - SHOVEL FRONT ATTACHMENTS SHOVEL ATTACHMENT ASSEMBLY 780925 (02280)		EA	1					
X2 0 01230	5310-010-3326	BLOCK, BUMPER: boom mtg W4593A (02280)	EA	2					44	77
X2 0 01231		BOLT, MACHINE: equalizer mtg, 1 1/4-7 thd size, 13 in. lg 480835 (02280)	EA	1					44	175
X2 0 01232	5310-010-3326	BRACKET, RAKE: bucket to stick W4087A (02280)	EA	2					44	58
X2 0 01233		BUCKET ASSEMBLY, DIPPER: 3/4 cu. yd 680840 (02280)	EA	1						
X2 0 01234	5310-010-3326	BAR, LATCH, DIPPER DOOR 006A136A (46717)	EA	1					44	46
X2 0 01235		BOLT, MACHINE: latch pivot 3-8-16X11-2IN (46717)	EA	1					44	51
X2 0 01236	5310-010-3326	CLAMP, NUT L221 (46717)	EA	1					44	50
X2 0 01237		DIPPER F8618 (46717)	EA	1					44	41
X2 0 01238	5310-010-3326	DOOR ASSEMBLY B3662-4 (46717)	EA	1					44	44
X2 0 01239		FITTING, LUBRICATION: hinge 1627 (70270)	EA	2					44	60
X2 0 01240	5310-010-3326	LEVER L1260 (46717)	EA	1					44	45
X2 0 01241		NUT, PLAIN, HEXAGON: clamp nut locking 3-8-16IN (46717)	EA	1					44	55
X2 0 01242	5310-010-3326	NUT, SLOTTED, HEXAGON: latch pivot 18HVY (46717)	EA	1					44	53
X2 0 01243		PIN, COTTER: hinge pin 3-8X2-1-2IN (46717)	EA	2					44	43
X2 0 01244	5310-010-3326	PIN, COTTER: latch 1-4X11-2IN (46717)	EA	2					44	57
X2 0 01245		PIN, COTTER: latch pivot 1-4X2-1-2IN (46717)	EA	1					44	54
X2 0 01246	5310-010-3326	PIN, COTTER: point 1-2X3 (46717)	EA	4					44	62
X2 0 01247		PIN, STRAIGHT, HEADED: hinge L211-4 (46717)	EA	2					44	59
X2 0 01248										
X2 0 01249										

(1) SMR CODE	(2) FEDERAL STOCK NUMBER	(3) DESCRIPTION  REF NUMBER & MFR CODE	(4) UNIT OF MEAS  USABLE ON CODE	(5) QTY INC IN UNIT	(6) 15-DAY ORGANIZATIONAL MAINTENANCE ALW				(7) ILLUS- TRATION	
					(a)	(b)	(c)	(d)	(a)	(b)
					1-5	6-20	21-50	51-100	FIG. NO.	ITEM NO.
X2 0		PIN, STRAIGHT, HEAD: latch PC985 (46717)	EA	1					44	48
01250		PIN, STRAIGHT, HEADED: latch L119-6 (467175)	EA	1					44	49
X2 0		PIVOT, LATCH LEVER F3977 (46717)	EA	1					44	56
01252		POINT: bucket 730-8M (46717)	EA	4	*	2	2	4	44	61
P 0	3815-352-0818	WASHER, FLAT: hinge pin 1-3-4IN (46717)	EA	4					44	42
01253		WASHER, FLAT: latch lever pivot 3-4IN (46717)	EA	2					44	47
X2 0		WASHER, LOCK: latch pivot 1IN (46717)	EA	1					44	52
01254		CAP, PLATE: equalizer W4310A (02280)	EA	1					44	173
X2 0		CHAIN ASSEMBLY: crowd drum 481649 (02280)	EA	1					4	79
01255		CHAIN ASSEMBLY: lagging sprocket 481648 (02280)	EA	1					44	81
X2 0		CHAIN, WELDED: bucket trip, 7/0 link coil, 34 links 801717 (02280)	EA	1					44	159
01260		CLIP, WIRE ROPE: bucket trip, outer 805630 (02280)	EA	2					44	156
X2 0		CROWD DRUM ASSEMBLY 680843 (02280)	EA	1						
01261		BRACKET W4089B (02280)	EA	1					44	67
X2 0		DRUM, CROWD 680842 (02280)	EA	1					44	72
01262		FITTING, LUBRICATION: drum MS15003-1 (96906)	EA	2					44	71
X2 0		NUT, PLAIN, HEXAGON: bracket mtg 804723 (02280)	EA	3					44	69
01263		PIN, COTTER: drum shaft 804922 (02280)	EA	1					44	73
X2 0		PLATE, END 13625A (02280)	EA	1					44	65
01264		SCREW, CAP, HEXAGON HEAD: bracket mtg 802482 (02280)	EA	3					44	90
X2 0		SCREW, CAP, HEXAGON HEAD: endplate mtg 802441 (02280)	EA	2					44	63
01265		SHAFT, DRUM 481393 (02280)	EA	1					44	66
X2 0		WASER, LOCK: bracket mtg MS35338-13 (96906)	EA	3					44	68
01266		WASHER, LOCK: endplate mtg 535338-12 (96906)	EA	2					44	64
X2 0		WASHER, THRUST; drum W4093A (02280)	EA	2					44	70
01267		DIPPR STICK: bucket mtg W4080C (02280)	EA	1					44	168
X2 0										
01268										
X2 0										
01269										
X2 0										
01270										
X2 0										
01271										
X2 0										
01272										
X2 0										
01273										
X2 0										
01274										
X2 0										
01275										

(1) SMR CODE	(2) FEDERAL STOCK NUMBER	(3) DESCRIPTION  REF NUMBER & MFR CODE	(4) UNIT OF MEAS  USABLE ON CODE	(5) QTY INC IN UNIT	(6) 15-DAY ORGANIZATIONAL MAINTENANCE ALW				(7) ILLUS- TRATION	
					(a)	(b)	(c)	(d)	(a)	(b)
					1-5	6-20	21-50	51-100	FIG. NO.	ITEM NO.
X2 0 01276		EQUALIZER: dipper stick cable W401C (02280)	EA	1					44	174
X2 0 01277		FITTING, LUBRICATION: boom point, inner and outer sheaves MS15003-1 (96906)	EA	4					44	121
X2 0 01278		FITTING, LUBRICATIONS boom mtg bushing MS15003-1 (96906)	EA	2					44	71
X2 0 01279		FITTING, LUBRICATION: shipper shaft MS15003-1 (96906)	EA	2					44	71
X2 0 01280		GUARDS: chain 482203 (02280)	EA	1					44	87
X2 0 125 01281		GUARD, SHEAVE: boom point, inner 580080 (02280)	EA	1	1					44
X2 0 01282		GUARD, SHEAVE: boom point, outer W4110B (02280)	EA	2					44	116
X2 0 01283		LAGGING ASSEMBLY, SHOVEL 580895 (02280)	EA	1						
X2 0 01284		NUT, PLAIN, HEXAGON: crowd sprocket mtg 804723 (02280)	EA	4					44	82
X2 0 01285		SCREW, CAP, HEXAGON HEAD crowd sprocket mtg 802487 (02280)	EA	4					44	85
X2 0 01286		SPROCKET, CROWD 780813 (02280)	EA	1					44	84
X2 0 01287		WASHER LOCK: crowd sprocket mtg MS35338-13 (96906)	EA	4					44	83
X2 0 01288		NUT, PLAIN, HEXAGON: bumper block mtg, 5/8-11 thd size 804722 (02280)	EA	4					44	75
X2 0 01289		NUT, PLAIN, HEXAGON: deck pulley mtg MS35690-605 (96906)	EA	2					44	32
X2 0 01290		NUT, PLAIN, Hexagon: equalizer mtg, 1 1/4-7 thd size 804727 (02280)	EA	1					44	170
X2 0 01291		NUT, PLAIN, HEXAGON: guard mtg 804720 (02280)	EA	2					44	89
X2 0 01292		NUT, PLAIN, HEXAGON: inner sheave guard mtg 804723 (02280)	EA	4					44	123
X2 0 01293		NUT, PLAIN, HEXAGON: magnetic switch mtg 804836 (02280)	EA	2					44	110
X2 0 01294		NUT, PLAIN, HEXAGON: outer sheave guard mtg 807722 (02280)	EA	4					44	127
X2 0 01295		NUT, PLAIN, HEXAGON: solenoid mtg 804718 (02280)	EA	4					44	113
X2 0 01296		NUT, PLAIN, HEXAGON: trip base mtg 804723 (02280)	EA	4					44	105
X2 0 01297		PADLOCK SHEAVE ASSEMBLY W7092C (02280)	EA	1						
X2 0 01298		FITTING, LUBRICATION: sheave and bucket pin MS15003-1 (96906)	EA	3					44	37
X2 0 01299		HOUSING, SHEAVE W7093C (02280)	EA	1					44	36
X1 01300		SUPPORT ASSEMBLY, SHAFT W7094B (02280)	EA	1						
X1 01301		SUPPORT SHAFT (welded) 580085 (02280)	EA	1						

(1) SMR CODE	(2) FEDERAL STOCK NUMBER	(3) DESCRIPTION  REF NUMBER & MFR CODE	(4) UNIT OF MEAS  USABLE ON CODE	(5) QTY INC IN UNIT	(6) 15-DAY ORGANIZATIONAL MAINTENANCE ALW				(7) ILLUS- TRATION	
					(a)	(b)	(c)	(d)	(a)	(b)
					1-5	6-20	21-50	51-100	FIG. NO.	ITEM NO.
X2 0 01302		PIN ASSEMB;Y: padlock to bucket W4135A (02280)	EA	1					44	39
X2 0 01303		PIN, COTTER: padlock to bucket pin, 1/2 in. dia, 3 in. lg 804918 (02280)	EA	1					44	38
X2 0 01304		PIN, COTTER: sheave pin locking 804919 (02280)	EA	1					44	34
X2 0 01305		PIN: sheave mtg W7095A (02280)	EA	1					44	35
X2 0 01306		SHEAVE ASSEMBLY W4108B (02280)	EA	1						
X1 01307		SHEAVE 482165 (02280)	EA	1					44	40
X2 0 01308		PIN ASSEMBLY: dipper to stick W135A (02280)	EA	1					44	164
X2 0 01309		PIN: boom foot mtg 481558 (02280)	EA	2					44	74
X2 0 01310		PIN, COTTER: boom point sheaves retaining 804920 (02280)	EA	1					44	124
X2 0 01311		PIN, COTTER: dipper to stick pin, outer, 1/2 in. dia, 3 in lg. 804918 (02280)	EA	1					44	163
X2 0 01312		PIN, COTTER: rake brace pin to stick, 3/8 x 3 in. lg 804911 (02280)	EA	2					44	161
X2 0 01313		PIN: rake to brace to stick ASD1009-4 (02280)	EA	1					44	162
X2 0 01314		SCREW, CAP, HEXAGON HEAD: boom foot pin retaining 802441 (02280)	EA	2					44	63
X2 0 01315		SCREW, CAP, HEXAGON HEAD: bumper block mtg, 5/8-11 thd size, 3 3/4 in. lg 802452 (02280)	EA	4					44	78
X2 0 01316		SCRSW, CAP, HEXAGON HEAD: cap plate mtg 802441 (02280)	EA	1					44	171
X2 0 01317		SCREW, CAP, HEXAGON HEAD: deck, pulley mtg, 3/8-16 thd size, 1 in. lg	EA	2					44	30
X2 0 01318		SCREW, CAP, HEXAGON HEAD: guard mtg 802371 (02280)	EA	2					44	86
X2 0 01319		SCREW, CAP, HEXAGON HEAD: outer sheave guard mtg 802441 (02280)	EA	4					44	117
X2 0 01320		SCREW, CAP, HEXAGON HEAD: solenoid mtg 802289 (02280)	EA	4					44	111
X2 0 01321		SCREW, CAP, HEXAGON HEAD: trip base mtg 802482 (02280)	EA	4					44	108
X2 0 01322		SCREW, MACHINE: magnetic switch mtg 803472 (02280)	EA	2					44	102
X2 0 01323		SHACKLE: bucket trip chain and cable mtg 805668 (02280)	EA	4					44	160
X2 0 01324		SHAFT: boom point sheaves W4104 (02280)	EA	1					44	115
X2 0 01325		SHEAVE ASSEMBLY: boom point, inner 580079 (02280)	EA	2					44	120
X2 0 01326		SHEAVE: boom point, outer 482157 (02280)	EA	2					44	118

(1) SMR CODE	(2) FEDERAL STOCK NUMBER	(3) DESCRIPTION  REF NUMBER & MFR CODE	(4) UNIT OF MEAS  USABLE ON CODE	(5) QTY INC IN UNIT	(6) 15-DAY ORGANIZATIONAL MAINTENANCE ALW				(7) ILLUS- TRATION	
					(a)	(b)	(c)	(d)	(a)	(b)
					1-5	6-20	21-50	51-100	FIG. NO.	ITEM NO.
X2 0 01327		SOCKET, WIRE ROPE: dipper stick, 805599 (02280)	EA	2					44	166
X2 0 01328		SOCKET, WIRE ROPE: dipper stick, to turnbuckle 805600 (02280)	EA	1					44	166
X2 0 01329		SOLENOID: bucket trip F328 (88136)	EA	1					44	92
X2 0 01330		SPACER: inner sheave 480118 (02280)	EA	1					44	122
X2 0 01331		SPROCKET: auxiliary shaft, trip and crowd drum drive 780148 (02280)	EA	1					44	80
X2 0 01332		SWITCH, MAGNETIC: dipper trip SS480 (19728)	EA	1					44	103
P 0 01333	5930-258-5394	BUTTON: PUCH: bucket trip 1996027 (16764)	EA	1	*	*	*	*	44	96
X2 0 01334		THIMBLE: bucket trip cable, outer 805605 (02280)	EA	1					44	158
X2 0 01335		TRIP ASSEMBLY DIPPER 780915 (022805)	EA	1					44	91
X2 0 01336		BASE, WELDMENT: trip assembly mtg 680838 (02280)	EA	1					44	142
X2 0 01337		FITTINGS, LUBRICATION: shaft bearings, 30 deg MS15003-4 (96906)	EA	2					44	133
X2 0 01338		GEAR, PINION: trip 480946 (02280)	EA	1					44	131
X2 0 01339		GUARD, CV258 (41510)	EA	1					44	134
X2 0 01340		HOOK, BRACKET EK1386 (41510)	EA	1					44	26
X2 0 01341		KEY, MACHINE: pinion gear to shaft, 3/8 x 3/8 x 1 1/16 in. lg 482172 (02280)	EA	1					44	136
X2 0 01342		KEY, WOODRUFF: tag master to shaft TYPEG (02280)	EA	1					44	138
X2 0 01343		LINK BAR: solenoid trip 482163 (02280)	EA	1					44	93
X2 0 01344		NUT, PLAIN, HEXAGON: pulley retainer 11102 (41510)	EA	1					44	28
X2 0 01345		OILER TU1166 (41510)	EA	1		SEE	GRP	9901	44	24
X2 0 01346		PIN, COTTER: link pin to solenoid 804860 (02280)	EA	2					44	95
X2 0 01347		PIN: link to solenoid L4441H (02280)	EA	1					44	94
X2 0 01348		SCREW, CAP, HEXAGON HEAD: tag master mtg 802936 (02280)	EA	1					44	141
X2 0 01349		SCREW, CAP, HEAGON HEAD: pinion gear mtg MS35295-109 (96906)	EA	1					44	128
X2 0 01350	5305-249-0220	SETSCREW: cable guard mtg	EA	8					44	135
X2 0 01351		SHAFT: trip 580942 (02280)	EA	1					44	137
X2 0 01352		SHEAVE ASSEMBLY, HANGING: boom 1127 (41510)	EA	1						

(1) SMR CODE	(2) FEDERAL STOCK NUMBER	(3) DESCRIPTION  REF NUMBER & MFR CODE	(4) UNIT OF MEAS  USABLE ON CODE	(5) QTY INC IN UNIT	(6) 15-DAY ORGANIZATIONAL MAINTENANCE ALW				(7) ILLUS- TRATION	
					(a)	(b)	(c)	(d)	(a)	(b)
					1-5	6-20	21-50	51-100	FIG. NO.	ITEM NO.
X2 0		SHEAVE	EA	1		SEE	GRP	9901	44	29
01353		SV1281 (41510)								
X2 0		SHEAVE ASSEMBLY, UNDER DECK	EA	1						
01354		SV2978 (41510)								
X2 0		BRACKET, SHEAVE	EA	1					44	31
01355		BK1386 (41510)								
Z2 0		NUT, PLAIN HEXAGON	EA	4					4	28
01356		NT1102 (41510)								
X2 0		OILER, SHEAVE	EA	1		SEE	GRP	9901	44	24
01357		TU1166 (41510)								
X1		SHEAVE	EA	1		SEE	GRP	9901	44	29
01358		SV1281 (41510)								
X2 0		STUD, SHEAVE	EA	1		SEE	GRP	9901	44	25
01359		SD1282 (41510)								
X2 0		WASHER, LOCK	EA	1					44	27
01360		WA1135 (41510)								
X2 0		WASHER SHOULDER: stud shaft retaining	EA	1					44	139
01361		WA11088 (41510)								
X2 0		WASHER THRUST	EA	1					44	140
01362		W1272 (41510)								
X2 0		SPACER: pinon gear	EA	1					44	132
01363		482259 (02280)								
X2 0		STUD, SHEAVE	EA	1		SEE	GRP	9901	44	25
01364		SD1282 (41510)								
X2 0		TAGLINE, WINDER AND DIPPER	EA	1						
01365		BR (41510)								
X2 0		BOLT, MACHINE: cam	EA	2					44	150
01366		SC1080 (41510)								
X'2 0		CAM, ACTUATING: inner	EA	1					44	52
01367		CA1047 (41510)								
X2 0		CAM, ACTUATING: outer	EA	1					44	147
01368		CA1034 (41510)								
X2 0		CLAMP, WIRE ROPE, BOLTED, DIPPER TRIP: drum	EA	1					44	155
01369		CL1014 (41510)								
X2 0		COLLAR, ADJUSTING	EA	4					44	143
01370		C01035 (41510)								
X2 0		NUT, JAM: collar locking	EA	2					44	145
01371		NT2503 (41510)								
X2 0		NUT, PLAIN, HEXAGON: jam	EA	1					44	151
01372		NT1084 (41510)								
X2 0		NUT, SLEEVE	EA	4					44	114
01373		NT1083 (41510)								
X2 0		PLUG, PIPE: drum	EA	1					44	154
01374		SC1079 (41510)								
X2 0		SETSCREW: collar lock	EA	2					44	144
01375		SC2052 (41510)								
X2 0		SETSCREW : stop	EA	1					4	149
01376		SC1056 (41510)								
X2 0		SPRING, HELICAL, EXTENSION	EA	1					44	148
01377		SP1082 (41510)								
X2 0		TUBE, OILER: drum	EA	1					44	153
01378		TU1081 (41510)								

(1) SMR CODE	(2) FEDERAL STOCK NUMBER	(3) DESCRIPTION  REF NUMBER & MFR CODE	(4) UNIT OF MEAS  USABLE ON CODE	(5) QTY INC IN UNIT	(6) 15-DAY ORGANIZATIONAL MAINTENANCE ALW				(7) ILLUS- TRATION		
					(a)	(b)	(c)	(d)	(a)	(b)	
					1-5	6-20	21-50	51-100	FIG. NO.	ITEM NO.	
P 0 01379	3815-661-4719	WASHER, THRUST: outer BR1046 (41510)	EA	1	*	*	*	*	44	146	
X2 0 01380		WASHER, FLAT: pinion gear to shaft 48227 (02280)	EA	1					44	130	
X2 0 01381		WASHER, FLAT: tag master mtg 804476 (02280)	EA	1							
X2 0 01382		WASHER, IOCK: pinion gear mtg MS35338-10 (96906)	EA	1					44	129	
X2 0 01383		WASHER, LOCK: pulley stud MS35338-10 (96906)	EA	1					44	27	
X2 0 01384		TURNBUCKLE: dipper stick, front C227 (02280)	EA	1					44	165	
X2 0 01385		WASHER, FLAT: bumper block mtg, 5/8 in. MS27183-22 (96906)	EA	4							
X2 0 01386		WASHER, FLAT: trip base mtg, 3/4 in. 804474 (02280)	EA	4					44	107	
X2 0 01387		WASHER, LOCK: boom foot pin retaining 805062 (02280R)	EA	2					44	64	
X2 0 01388		WASHER, LOCK: bumper block mtg, 5/8 in. MS35338-12 (96906)	EA	4					44	76	
X2 0 01389		WASHER, LOCK: cap plate mtg 805062 (02280)	EA	1					44	172	
X2 0 01390		WASHER, LOCK: deck pulley mtg MS35338-8 (96906)	EA	2					44	33	
X2 0 01391		WASHER, LOCK: equalizer mtg, 1 1/4 in. 805067 (02280)	EA	1					44	169	
X2 0 01392		WASHER, Lock: guard mtg MS35338-10 (96906)	EA	2					44	88	
X2 0 01393		WASHER, LOCK: magnetic switch mtg 805054 (02280)	EA	2					44	109	
X2 0 01394		WASHER, LOCK: outer sheave guard mtg MS35338-12 (96906)	EA	4					44	126	
X2 0 01395		WASHER, LOCK: solenoid mtg 805058 (02280)	EA	4					44	112	
X2 0 01396		WASHER, LOCK: trip base mtg MS35338-13 (96906)	EA	4					44	106	
X2 0 01397		WASHER, THRUST: lh inner, and rh outer sheave W4141A (02280)	EA	3					44	119	
X2 0 01398		WEDGE: boom cable S421W (75535)	EA	1					48	182	
X2 0 01399		WEDGE: cable to crowd drum 481156 (02280)	EA	1					48	182	
X2 0 01400		WIRE ASSEMBLY, DIPPER TRIP 680841 (02280)	EA	1							
M 0 01401		LOOM, WIRE: bus bar to switch 805853 (02280)	EA	1					44	99	
P 0 01402		5975-284-7339	MANUFACTURE FROM: TUBE, FLEXIBLE, NONMETALLIC, ELECTRICAL: 1/2 in. dia (15 ft required)	FT							
M 0 01403			LOOM, WIRE: push button to magnetic switch 805853 (02280)	EA	1		SEE	GRP	9501	44	99
P 0 01404		5975-284-7339	MANUFACTURE FROM: TUBE, FLEXIBLE, NONMETALLIC, ELECTRICAL (10 ft. required)	FT			SEE	GRP	9501		



(1) SMR CODE	(2) FEDERAL STOCK NUMBER	(3) DESCRIPTION  REF NUMBER & MFR CODE	(4) UNIT OF MEAS  USABLE ON CODE	(5) QTY INC IN UNIT	(6) 15-DAY ORGANIZATIONAL MAINTENANCE ALW				(7) ILLUS- TRATION	
					(a)	(b)	(c)	(d)	(a)	(b)
					1-5	6-20	21-50	51-100	FIG. NO.	ITEM NO.
M O 01405		WIRE, ELECTRICAL: bus bar to magnetic switch 8910977 (89110)	EA	1					44	101
X2 0 01406		MANUFACTURE FROM: TERMINAL	EA	2					44	100
P 0 01407	9505-196-1462	E6-38 (89110)	FT			SEE	GRP	9501		
M 0 01408		WIRE, ELECTRICAL: trip button to magnetic switch 14GAX1FT (02280)	EA	2					44	98
X2 0 01409	5940-905-9037	MANUFACTURE FROM: TERMINAL: magnetic switch end C10-38 (89110)	EA	1					44	104
X2 0 01410	5940-038-4036	TERMINAL: push button end C10-10 (89110)	EA	3					44	97
P 0 01411	9505-198-9127	WIRE, STEEL, CARBON (10 ft required for each WIRE ASSWEMBLY)	FT			SEE	GRP	9501		
01412		7411 - CRANE, DRAGLINE OR CLAMSHELL, ATTACHMENTS								
P 0 01413	3815-541-9839	BOOM ASSEMBLY 13217E6260 (97403)	EA	1						
X2 0 01414		BOOM POINT SHEAVE ASSEMBLY 780804 (02280)	EA	1						
X2 0 01415	5306-021-8080	BOLT, MACHINE: guard, 1-8 UNC-2A thd, 19 in. lg 13217E6279-3 (97403)	EA	1					47	8
X2 0 01416	5306-272-4286	BOLT, MACHINE: guard 13217E6279-2 (97403)	EA	1					47	11
X2 0 01417	3815-084-0492	BOLT, MACHINE: guard mtg, 5/8-11 UNC-2A x 14 1/2 in. lg	EA	1					47	4
X2 0 01418		13217E629-4 (97403)	EA	2					47	6
0 01419	4730-050-4208	COLLAR: sheave shaft 13217E3083 (97403)	EA	3	*	*	*	*	47	29
X2 0 01420		FITTING, LUBRICATION: sheave	EA	4					47	12
X2 0 01421	3815-618-1128	GUIDE CABLE 13217E3091 (97403)	EA	3					47	24
X2 0 01422		GUIDE ROLLER ASSEMBLY 481342 (02280)	EA	2					47	5
0 01423	5310-763-8920	LINK, CABLE 13217E6289 (97403)	EA	1	*	*	*	*	47	1
0 01424	5310-762-6248	NUT, PLAIN, HEXAGON: guard mtg	EA	2	*	*	*	*	47	14
0 01425	5310-762-6248	NUT, PLAIN, HEXAGON: guard mtg, 3/4-10	EA	2	*	*	*	*	47	16
0 01426	5310-762-6248	NUT, SLOTTED, HEXAGON: collar mtg	EA	2	*	*	*	*	47	1
0 01427	5315-846-4297	PIN, COTTER: shaft, 3/8 in. x 3 in. lg	EA	2	*	*	*	*	47	30
P 0 01428	3815-294-9682	PULLEY, GROOVE: boom point 13217E3088 (97403)	EA	3	*	*	*	*	47	31
P 0 01429	3815-661-9415	BEARING, SLEEVE: pulley 13217E7540 (97403)	EA	2	*	*	*	*	47	19
0 01430	5306-946-4847	SCREW, CAP, HEXAGON HEAD: shaft	EA	1	*	*	*	*	47	18
P 0 01431	3815-926-3906	SHAFT 13217E3085-2 (97403)	EA	1	*	*	*	*	47	20
X2 0 01432	3815-436-2840	SHAFT, GUIDE: roller 13217E6287 (97403)	EA	2					47	9
X2 0 01432		SPACE, SLEEVE 13217E30779-4 (97403)	EA	2					47	9

(1) SMR CODE	(2) FEDERAL STOCK NUMBER	(3) DESCRIPTION  REF NUMBER & MFR CODE	(4) UNIT OF MEAS  USABLE ON CODE	(5) QTY INC IN UNIT	(6) 15-DAY ORGANIZATIONAL MAINTENANCE ALW				(7) ILLUS- TRATION	
					(a)	(b)	(c)	(d)	(a)	(b)
					1-5	6-20	21-50	51-100	FIG. NO.	ITEM NO.
X2 0 01433		SPACER, SLEEVE 13217E3079-3 (97403)	EA	2					47	10
X2 0 01434		SPACER, SLEEVE 13217E6288 (97403)	EA	2					47	23
X2 0 01435		SPACER, BOLT 13217E3084-2 (97403)	EA	1					47	3
X2 0 01436	5310-982-6571	WASHER, FLAT: roller shaft, 2 in. id MS27183-36 (96906)	EA	4					47	22
0 01437	5310-584-7888	WASHER, LOCK: collar mtg	EA	2	*	*	*	*	47	17
0 01438	5310-012-1574	WASHER, LOCK: guard mtg	EA	2	*	*	*	*	47	2
0 01439	5310-596-9442	WASHER, LOCK: guard mtg	EA	2	*	*	*	*	47	13
X2 0 01440		WASHER, THRUST: sheave 13217E3077 (97403)	EA	4					47	7
P2 0 01441	3815-540-4756	CENTER SECTION: 10 ft 13217E6263 (97403)	EA	1	*	*	*	*	45	4
P 0 01442	3815-120-4804	INNER SECTION 1321716262 (97403)	EA	1	*	*	*	*	45	10
P 0 01443	3815-585-8812	BEARING, SLEEVE 13213E6283 (97403)	EA	2	*	*	*	*	45	6
X2 0 01444	4730-187-1413	BUSHING, PIPE: lubrication fittings	EA	2					46	2
0 01445	4730-050-4208	FITTING, LUBRICATION	EA	2	*	*	*	*	46	1
0 01446	5310-763-8921	NUT, PLAIN, HEXAGON: section mtg	EA	16	*	*	*	*	45	3
0 01447	5305-903-7298	SCREW, CAP, HEXAGON HEAD: section mtg	EA	16	*	*	*	*	45	1
0 01448	5310-584-7888	WASHER, LOCK: section mtg	EA	6	*	*	*	*	45	2
X2 0 01449		OUTER SECTION: 15 ft 13217E6264 (97403)	EA	1					45	13
P 0 01450	3815-120-4805	OUTER SECTION: 15 ft 13217E6285 (97403)	EA	1	*	*	*	*		
P2 0 01451	4010-220-5101	WIRE ROPE ASSEMBLY: 15 ft 13217E6265 (97403)	EA	1	*	*	*	45	5	
X2 0 01452		WIRE ROPE: 10 ft 13217E6266 (97403)	EA	1						
X2 0 01453		BOOM, CLAMP 481495 (02280)	EA	1					48	7
X2 0 01454		BOOM, JIB: 15 ft 11182-2 (58479)	EA	1						
X2 0 01455		BOLT, CABLE GUARD 10706-12-3-17 (58479)	EA	1					48	45
X2 0 01456		BOLT, CABLE GUARD 10706-12-3-16 (58479)	EA	1					48	44
X2 0 01457	5306-207-3802	BOLT, MACHINE: jib boom point spacer	EA	1					48	32
X2 0 01458	5306-638-5958	BOLT, MACHINE: jib boom point sheave collar	EA	2					48	21
X2 0 01459		BOOM, JIB: 15 ft 11182-5 (58479)	EA	1					48	33
X2 0 01460		COLLAR: sheave shaft, outer 10706-13-5 (58479)	EA	2					48	22
X2 0 01461		FITTING, LUBRICATION: sheave MS15003-4 (96906)	EA	2					48	49

(1) SMR CODE	(2) FEDERAL STOCK NUMBER	(3) DESCRIPTION  REF NUMBER & MFR CODE	(4) USABLE ON CODE	(5) UNIT OF MEAS	(6) QTY INC IN UNIT	(6) 15-DAY ORGANIZATIONAL MAINTENANCE ALW				(7) ILLUS- TRATION	
						(a)	(b)	(c)	(d)	(a)	(b)
						1-5	6-20	21-50	51-100	FIG. NO.	ITEM NO.
X2 0 01462		GUARD, RUB 10706-12-3 (58479)		EA	2					48	42
X2 0 01463		LINK: point shaft socket 11182-13-2 (58479)		EA	2					48	39
X2 0 01464		LOCK, PIN: jib boom pin rod end 11182-6-2 (58479)		EA	2					48	36
X2 0 01465		NUT, PLAIN, HEXAGON: jib boom point spacer MS35690-1005 (96906)		EA	1					48	29
0 01466	5310-022-0081	NUT, PLAIN, HEXAGON: sheave pin collar		EA	2	*	*	*	*	48	24
X2 0 01467		NUT, PLAIN, HEXAGON: wire rope guard MS35690-1602 (96906)		EA	2					48	48
0 01468	5315-013-7308	PIN, COTTER: anchor pin		EA	8	*	*	*	*	48	26
0 01469	5315-846-4297	PIN, COTTER: jib to boom pin		EA	6	*	*	*	*	48	37
X2 0 01470		PIN, JIB TO CRANE: mast yoke sheave 11182-6-1 (58479)		EA	4		SEE	GRP	9901	48	38
X2 0 01471		PIN, UPPER PENDANT ANCHOR 11182-13-6 (58479)		EA	2					48	25
X2 0 01472		PULLEY, GROOVE: jib boom 10706-12-1 (58479)		EA	2		SEE	GRP	9901	48	50
0 01473	5305-550-1310	SCREW, CAP, HEXAGON HEAD: pin lock		EA	2	*	*	*	*	48	34
X2 0 01474		SHAFT: jib point sheave 1182-15-1 (58479)		EA	1					48	51
X2 0 01475		SOCKET, WIRE ROPE: jib boom support 11182-13-4 (58479)		EA	4		SEE	GRP	9901	48	28
X2 0 01476		SPACER: inner rub guard 1182-7-4 (58479)		EA	2					48	43
X2 0 01477		SPACER: outer guard 1182-15-4 (58479)		EA	1					48	31
X2 0 01478		SPACER: outer rub guard 1182-7-5 (58479)		EA	2					48	46
0 01479	5310-637-9541	WASHER, LOCK: jib to boom point pin lock		EA	2	*	*	*	*	48	35
0 01480	5310-010-3326	WASHER, LOCK: sheave pin collar		EA	2	*	*	*	*	48	23
0 01481	5310-010-3325	WASHER, LOCK: spacer mtg		EA	1	*	*	*	*	48	30
0 01482	5310-012-1326	WASHER, LOCK: wire rope guard		EA	2	*	*	*	*	48	47
X2 0 01483		WASHER, THRUST: pulley 10706-11-3 (58479)		EA	2					48	41
P 0 01484	4030-125-3101	WEDGE, WIRE ROPE SOCKET		EA	4		SEE	GRP	9901	48	27
X2 0 01485		BOOM STOP 580852 (02280)		EA	2					48	12
X2 0 01486		WASHER, NEOPRENE 481550 (02280)		EA	2					48	11
X2 0 01487		BOOM STOP 680746 (02280)		EA	1					48	6
X2 0 01488		BRIDLE ASSEMBLY 780859 (02280)		EA	1						
X2 0 01489		ANCHOR, BRIDLE 481447 (02280)		EA	2					48	13
X2 0 01490		FITTING, LUBRICATION: sheave MS15003-1 (96906)		EA	5					48	18

(1) SMR CODE	(2) FEDERAL STOCK NUMBER	(3) DESCRIPTION  REF NUMBER & MFR CODE	(4) UNIT OF MEAS  USABLE ON CODE	(5) QTY INC IN UNIT	(6) 15-DAY ORGANIZATIONAL MAINTENANCE ALW				(7) ILLUS- TRATION	
					(a)	(b)	(c)	(d)	(a)	(b)
					1-5	6-20	21-50	51-100	FIG. NO.	ITEM NO.
X2 0 01491		PIN, COTTER: pin 804911 (02280)	EA	1					48	20
X2 0 01492		PIN, COTTER: shaft 804918 (02260)	EA	2					48	17
X2 0 01493		PIN: sheave mtg W3793A (02280)	EA	1					48	2
X2 0 01494		SHAFT W3799A (02280)	EA	1					48	1
X2 0 01495		SHEAVE ASSEMBLY: bridle 481556 (02280)	EA	5		SEE	GRP	9901	48	15
X2 0 01496		BEARING, SLEEVE: sheave ASD1084-4 (02280)	EA	5		SEE	GRP	9901	48	19
X2 0 01497		SUPPORT, SHEAVE W5640B (02280)	EA	1					48	3
X2 0 01498		WASHER, FLAT: sheave 804484 (02280)	EA	4					48	16
X2 0 01499		FAIRLEAD, DRAGLINE MS179-4 (96906)	EA	1						
X2 0 01500	5306-268-5961	BOLT, MACHINE: shaft mtg	EA	1					48	70
X2 0 01501		BOLT, U: tube mtg 1076-19S (58479)	EA	4					48	85
P 0 01502	3815-507-6256	BUSHING, SHAFT END 10706-18-3 (58479)	EA	4	*	*	*	2	48	75
X2 0 01503		FITTING, LUBRICATION: bushing shaft MS15003-1 (96906)	EA	4					48	78
X2 0 01504		FRAME, ROLLER AND SHEAVE 10706-16 (58479)	EA	1					48	73
X2 0 01505	5315-616-5499	KEY, WOODRUFF: shaft sheave	EA	2					48	83
X2 0 01506	5310-762-6248	NUT, PLAIN, HEXAGON: tube mtg	EA	8					48	79
X2 0 01507	5310-045-1029	NUT, SELF-LOCKING, HEXAGON: shaft mtg	EA	1					48	71
X2 0 01508		PULLEY, GROOVE 10706-20 (58479)	EA	2					48	89
X2 0 01509		ROLLER, FAIRLEAD MS179-23 (96906)	EA	2					48	91
0 01510	5305-724-5910	SCREW, CAP, HEXAGON HEAD: bushing mtg	EA	8	*	*	*	*	48	77
X2 0 01511		SHAFT, GUIDE ROLLER MS179-26 (96906)	EA	2					48	72
X2 0 01512		SHAFT, WIRE ROPE SHEAVE MS179-21 (96906)	EA	2					48	74
X2 0 01513		SHIM: 1/16 in. (as required) MS179-27 (96906)							48	81
X2 0 01514		SHIM: 1/8 in. (as required) MS179-28 (96906)							48	82
X2 0 01515		TUBE: lower fairlead mtg 10706-19 (58479)	EA	1					48	84
X2 0 01516		WASHER, GUIDE ROLER THRUST 10706-19-1 (58479)	EA	4					48	90
X2 0 01517	5310-012-1574	WASHER, LOCK: bushing mtg	EA	8					48	76
X2 0 01518	5310-596-9442	WASHER, LOCK: tube mtg	EA	8					48	80

(1) SMR CODE	(2) FEDERAL STOCK NUMBER	(3) DESCRIPTION  REF NUMBER & MFR CODE	(4) UNIT OF MEAS  USABLE ON CODE	(5) QTY INC IN UNIT	(6) 15-DAY ORGANIZATIONAL MAINTENANCE ALW				(7) ILLUS- TRATION	
					(a)	(b)	(c)	(d)	(a)	(b)
					1-5	6-20	21-50	51-100	FIG. NO.	ITEM NO.
X2 0		INDICATOR ASSEMBLY: boom angle	EA	1					46	
01519		680788 (02280)								
X2 0		BASE: indicator	EA	1					46	3
01520		481710 (02280)								
X2 0		BEARING, BALL, ANNULAR	EA	1					46	8
01521		88038 (43334)								
X2 0		INDICATOR	EA	1					46	7
01522		481709 (02280)								
X2 0		PIN, ROLL: indicator	EA	3					46	4
01523		5-16X3-4 (02280)								
X2 0		PLATE: indicator	EA	1					46	6
01524		680786 (02280)								
X2 0		SCREW, DRIVE: plate	EA	2					46	5
01525		804247 (02280)								
X2 0		MAST, JIB BOOM	EA	1					48	56
01526		11182-8 (58479)								
X2 0		FITTING, LUBRICATION: sheave	EA	1					48	59
01527		MS15003-4 (96906)								
0	5310-012-0377	NUT, PLAIN, HEXAGON: jib boom mast sheave pin	EA	2	*	*	*	*	48	69
01528										
X2 0		PIN, CABLE ANCHOR: lower support	EA	2					48	62
01529		11182-12-3 (58479)								
0	5315-013-7308	PIN, COTTER: anchor pin crane boom socket	EA	4	*	*	*	*	48	61
01530										
0	5315-846-4297	PIN, COTTER: mast to jib pin	EA	4	*	*	*	*	48	52
01531										
X2 0	5315-649-8470	PIN, JIB TO CRANE BOOM: mast yoke sheave	EA	1		SEE	GRP	9901	48	54
01532		11182-6-1 (58479)								
X2 0		PIN, MAST TO JIB	EA	1					48	57
01533		11182-6-3 (58479)								
X2 0		PIN, PIVOT, CABLE YOKE	EA	1					48	53
01534		11182-12-2 (58479)								
X2 0		PULLEY, GROOVE: jib boom strut	EA	1		SEE	GRP	9901	48	58
01535		1070612-1 (58479)								
0	5305-022-0801	SCREW, CAP, HEXAGON HEAD: jib boom mast sheave pin	EA	2	*	*	*	*	48	65
01536										
X2 0		SHAFT: mast sheave	EA	1					48	66
01537		11182-11-4 (58479)								
X2 0		SHEAVE: cable equalizing	EA	1					48	67
01538		11182-7-6 (58479)								
X2 0		SOCKET, WIRE ROPE: jib boom	EA	1		SEE	GRP	9901	48	63
01539		11182-13-4 (58479)								
0	5310-637-9541	WASHER, LOCK: jib boom mast sheave pin	EA	2	*	*	*	*	48	68
01540										
P 0	4030-125-3101	WEDGE, WIRE ROPE SOCKET: jib boom mast	EA	2		SEE	GRP	9901	48	64
o1541										
X2 0		YOXE: sheave	EA	2					48	55
01542		11182-9 (58479)								
0	5310-022-0081	NUT, PLAIN, HEXAGON: boom stop mtg	EA	4	*	*	*	*	48	9
01543										
X2 0	5310-022-0087	NUT, PLAIN, HEXAGON: fairlead mtg	EA	8					48	88
01544										
X2 0		PIN: boom foot	EA	2					45	7
01545		481895 (02280)								
X2 0		PIN	EA	2					45	7
01546		481558 (02280)								
X2 0		SCREW, CAP, HEXAGON HEAD	EA	2					45	9
01547		802441 (02280)								

(1) SMR CODE	(2) FEDERAL STOCK NUMBER	(3) DESCRIPTION  REF NUMBER & MFR CODE	(4) USABLE ON CODE	(5) UNIT OF MEAS	(6) QTY INC IN UNIT	(6) 15-DAY ORGANIZATIONAL MAINTENANCE ALW				(7) ILLUS- TRATION	
						(a)	(b)	(c)	(d)	(a)	(b)
						1-5	6-20	21-50	51-100	FIG. NO.	ITEM NO.
0 01548	5310-010-3325	WASHER, LOCK: boom foot pin		EA	2	*	*	*	*	45	8
0 01549	5315-846-4297	PIN, COTTER: pendant mtg		EA	2	*	*	*	*	45	12
X2 0 01550	5315-013-7262	PIN, COTTER: socket mtg		EA	1					47	28
0 01551	5315-849-9854	PIN, COTTER: tube to boom stop		EA	2	*	*	*	*	48	4
X2 0 01552	5315-660-0697	PIN, STRAIGHT, HEADED: pendant mtg		EA	2					45	11
X2 0 01553	5315-276-3635	PIN, STRAIGHT, HEADED: socket mtg		EA	1					47	25
X2 0 01554		PIN, STRAIGHT, HEADLESS: boom stop mtg 481479 (02280)		EA	2					48	14
0 01555	5305-021-6085	SCREW, CAP, HEXAGON HEAD: boom stop mtg		EA	2	*	*	*	*	48	5
X2 0 01556	5305-836-3654	SCREW, CAP, HEXAGON HEAD: fairlead mtg		EA	8					48	86
X2 0 01557		SOCKET AND WEDGE: wire rope		EA	1					47	
X2 0 01558	4030-125-2751	SOCKET		EA	1					47	26
X2 0 01559	4030-125-2918	WEDGE		EA	1					47	27
X2 0 01560		TUBE, BRIDLE ASSMEBLY 580351 (02280)		EA	2					48	10
0 01561	5310-010-3326	WASHER, LOCK: boom stop mtg		EA	4	*	*	*	*	48	8
X2 0 01562	5310-010-3333	WASHER, LOCK: fairlead mtg		EA	8					48	87
0 01563		7412 - BACKHOE ATTACHMENTS									
X2 0 01564		BACKHOE ASSEMBLY 780928 (02280)		EA	1						
X2 0 01565		ANCHOR, A-FRAME MOUNTING, LEFT HAND 481568 (02280)		EA	1					48	188
X2 0 01566		ANCHOR, A-FRAME MOUNTING, RIGHT HAND 481567 (02280)		EA	1					48	187
X2 0 01567		AXLE, BOOM POINT: stick mtg, 2 15/16 in. dia, 17 in. lg F7925 (02280)		EA	1					48	150
X2 0 01568		AXLE: boom sheave, rh, 2 15/16 in. dia, 15 5/8 in. lg F8000 (02280)		EA	1					48	179
X2 0 01569		BACKSTOP ASSEMBLY, A-FRAME 680846 (02280)		EA	1						
X2 0 01570		ADAPTER: backstop assembly mtg, rear 482233 (02280)		EA	1					48	106
X2 0 01571		BOLT, U M5484 (02280)		EA	2					48	103
X2 0 01572		FRAME, A 680055 (02280)		EA	1					48	111
X2 0 01573		NUT, PLAIN, HEXAGON: U-bolt 804718 (02280)		EA	8					48	102
X2 0 01574		NUT, SELF-LOCKING, HEXAGON: adapter mtg 804401 (02280)		EA	2					48	109
X2 0 01575		PIN, COTTER: A-frame to adapter 811904 (02280)		EA	1					48	110
X2 0 01576		PIN, COTTER: backstop pin mtg 804890 (02280)		EA	4					48	112
X2 0 01577		PIN, STRAIGHT, HEADLESS: backstop to leg, 1 in. dia, 3 1/4 in. lg L4499D (02280)		EA	2					48	113
X2 0 01578		SCREW, CAP, HEXAGON HEAD: adapter mtg 8802459 (02280)		EA	2					48	107

(1) SMR CODE	(2) FEDERAL STOCK NUMBER	(3) DESCRIPTION  REF NUMBER & MFR CODE	(4) UNIT OF MEAS  USABLE ON CODE	(5) QTY INC IN UNIT	(6) 15-DAY ORGANIZATIONAL MAINTENANCE ALW				(7) ILLUS- TRATION	
					(a)	(b)	(c)	(d)	(a)	(b)
					1-5	6-20	21-50	51-100	FIG. NO.	ITEM NO.
X2 0 01579		SEAT spring 480095 (02280)	EA	1					48	105
X2 0 01580		SPRING, HELICAL, COMPRESSION W7113A (02280)	EA	1					48	104
X2 0 01581		WASHER, LOCK: adapter mtg 805062 (02280)	EA	2					48	108
X2 0 01582		BAIL ASSEMBLY 680464 (02280)	EA	1						
X2 0 01583		AXLE: bail sheave 6037A (02280)	EA	1					48	101
X2 0 01584		BAR, HANGER 680465 (02280)	EA	1					48	94
X2 0 01585		BRACKET ASSEMBLY 680466 (02280)	EA	1					48	92
X2 0 01586		FITTING, LUBRICATION: sheave 1627B (70270)	EA	1					48	98
X2 0 01587		PIN, COTTER: socket wedge pin 804901 (02280)	EA	2					48	96
X2 0 01588		PIN, STRAIGHT HEADLESS: socket wedge mtg 480998 (02280)	EA	1					48	95
X2 0 01589		SCREW, CAP, HEXAGON HEAD: pin retaining, 5/8-11 thd size, 1 in. lg 802439 (02280)	EA	4					48	99
X2 0 01590		SHEAVE ASSEMBLY, BAIL W6038B (02280)	EA	1						
X1 01591		SHEAVE 482221 (02280)	EA	1					48	93
X2 0 01592		SOCKET AND WEDGE: cable anchor, rear 805599 (02280)	EA	1					48	97
X2 0 01593		WASHER, LOCK: pin retaining 802062 (02280)	EA	1					48	100
X2 0 01594		BAR, KEY: shaft lock 480991 (02280)	EA	1					48	189
X2 0 01595		BOLT, MACHINE: stick to boom axle, 3/4.10 thd size, 6 1/4 in. lg 801949 (02280)	EA	1					48	151
X2 0 01596		BOOM ASSEMBLY: backhoe 780929 (02280)	EA	1					48	193
X2 0 01597		BRACE: bucket 680192 (02280)	EA	1					48	197
X2 0 01598		BUCKET ASSEMBLY, BACKHOE 580948 (02280)	EA	1						
X2 0 01599		ADAPTER 129-40 (72113)	EA	5					48	201
X2 0 01600		BOLT, SQUARE NECK 7-8X3 (72113)	EA	6					48	200
X1 01601		BUCKET CE7515 (72113)	EA	1					48	194
X2 0 01602		CUTTING EGDE: bucket, lh T1154B (72113)	EA	1					48	207
X2 0 01603		CUTTING EDGE: bucket, rh T1155B (72113)	EA	1					48	198
P 0 01604	3815-649-8519	KEY, BUCKET TOOTH 29IK (72113)	EA	5	*	2	2	3	48	205

(1) SMR CODE	(2) FEDERAL STOCK NUMBER	(3) DESCRIPTION  REF NUMBER & MFR CODE	(4) UNIT OF MEAS  USABLE ON CODE	(5) QTY INC IN UNIT	(6) 15-DAY ORGANIZATIONAL MAINTENANCE ALW				(7) ILLUS- TRATION	
					(a)	(b)	(c)	(d)	(a)	(b)
					1-5	6-20	21-50	51-100	FIG. NO.	ITEM NO.
X2 0 01605	5310-022-0087	NUT, PLAIN, HEXAGON: cutters mtg	EA	6					48	199
X2 0 01606		PIN, POINT 40PN (72113)	EA	5					48	204
X2 0 01607		PLUG, POINT 40LK (72113)	EA	5					48	202
X2 0 01608		POINT 40S (72113)	EA	5					48	203
X2 0 01609		TANG, KEY 58T (72113)	EA	5					48	206
X2 0 01610		END, RING: sheave to shaft retaining 480204 (02280)	EA	1					48	171
X2 0 01611		FITTING, LUBRICATION: boom guide sheave MS15003-1 (96906)	EA	2					48	174
X2 0 01612		FITTING, LUBRICATION: shaft 1627B (70270)	EA	4					48	152
X2 0 01613		FITTING, LUBRICATION: sheave and shaft 1627B (70270)	EA	2					48	166
X2 0 01614		FRAME, A: boom support 780083 (02280)	EA	1						
X2 0 01615		FITTING, LUBRICATION: sheaves MS15003-1 (96906)	EA	8					48	147
X2 0 01616		GUARD, CABLE: inner sheaves 480065 (02280)	EA	1					48	139
X2 0 01617		LEG, SUPPORT: lh 680046 (02280)	EA	1					48	146
X2 0 01618		LEG, SUPPORT: rh 680045 (02280)	EA	1					48	142
X2 0 01619		NUT, PLAIN, HEXAGON: cable guard mtg, 5/8-11 thd size 804722 (02280)	EA	4					48	138
X2 0 01620		PIN, COTTER: leg to shaft, 5/8 in. dia, 5 in. lg 804926 (02280)	EA	1					48	145
X2 0 01621		PLATE, END: sheave retaining 480067 (02280)	EA	2					48	136
X2 0 01622		SCREW, CAP, HEXAGON HEAD: endplate to shaft, 5/8-11 thd size, 1/2 in. lg 802443 (02280)	EA	4					48	134
X2 0 01623		SHAFT: sheaves mtg 480659 (02280)	EA	1					48	140
X2 0 01624		SHEAVE ASSEMBLY: inner W4002C (02280)	EA	2						
X1 01625		SHEAVE 482207 (02280)	EA	2					48	141
X2 0 01626		SHEAVE ASSEMBLY: outer W3767B (02280)	EA	2						
X1 01627		SHEAVE 482206 (02280)	EA	2					48	137
X2 0 01628		SPACER: inner sheaves 480066 (02280)	EA	1					48	148
X2 0 01629		WASHER, LOCK: endplate to shaft MS35338-12 (96906)	EA	4					48	135
X2 0 01630		GUARD, SHEAVE: boom, rh 580383 (02280)	EA	1					48	175



(1) SMR CODE	(2) FEDERAL STOCK NUMBER	(3) DESCRIPTION  REF NUMBER & MFR CODE	(4) UNIT OF MEAS  USABLE ON CODE	(5) QTY INC IN UNIT	(6) 15-DAY ORGANIZATIONAL MAINTENANCE ALW				(7) ILLUS- TRATION	
					(a)	(b)	(c)	(d)	(a)	(b)
					1-5	6-20	21-50	51-100	FIG. NO.	ITEM NO.
X2 0 01631		HEAD PIN: brace to bucket, 2 1/2 in. dia, 4 9/16 in. lg W6053A (02280)	EA	2					48	196
X2 0 01632		HEAD PIN: dipper bail link mtg, 2 1/2 in. die, 5 3/4 in. lg (welded bar) 40708 (02280)	EA	4					48	127
X2 0 01633		KEY, BAR: boom end pin lock L4283 (02280)	EA	1					48	169
X2 0 01634		KEY, BAR: boom shaft lock L4382 (02280)	EA	2					48	154
X2 0 01635		KEY, BAR: shaft lock 480203 (02280)	EA	1					48	170
X2 0 01636		LAGGING ASSEMBLY, BACKHOE 482180 (02280)	EA	1						
X2 0 01637		DRUM, LAGGING: rh 780926 (02280)	EA	1					48	183
X2 0 01638		LINK, DIPPER BAIL: bucket to padlock 502355 (02280)	EA	4					48	126
X2 0 01639		NUT, SELF-LOCKING, HEXAGON: stick to boom axle 49NE120 (72962)	EA	1					48	153
X2 0 01640		NUT, SELF-LOCKING, HEXAGON: stick to dipper shaft lock, 5/8-11 thd size 804722 (02280)	EA	1					48	161
X2 0 01641		PADLOCK ASSEMBLY, BUCKET 680184 (02280)	EA	1						
X2 0 01642		AXLE, DIPPER BAIL: sheave mtg W6063A (02280)	EA	1					48	115
X1 01643		DIPPER BAIL WELDMENT 680183 (02280)	EA	1					48	114
X2 0 01644		EAR 680191 (02280)	EA	2					48	124
X2 0 01645		FITTING, LUBRICATION: sheave shaft 1627B (70270)	EA	2					48	118
X2 0 01646		KEY, BAR: shaft lock, roller 480191 (02280)	EA	2					48	121
X2 0 01647		PIN, COTTER ear pin 804918 (02280)	EA	4					48	133
X2 0 01648		PIN, COTTER: ear pin 804910 (02280)	EA	4					48	128
X2 0 01649		PIN, STRAIGHT, HEADLESS: ear link mtg, 2 in. die, 7 3/8 in. lg L4521N (02280)	EA	2					48	132
X2 0 01650		PIN, STRAIGHT, HEADLESS: ear mtg, 1 1/2 in. dia, 7 in. lg 14521H (02280)	EA	2					48	129
X2 0 01651		ROLLER, GUIDE: rope 480023 (02280)	EA	4					48	119
X2 0 01652		SCREW, CAP, HEXAGON HEAD: roller shaft retaining 802363 (02280)	EA	4					48	123
X2 0 01653		SCREW, CAP, HEXAGON HEAD: shaft retaining 810410 (02280)	EA	2					48	117
X2 0 01654		SHAFT: roller retaining 480192 (02280)	EA	4					48	120
X2 0 01655		SHEAVE ASSEMBLY CS25511A (02280)	EA	1					48	131

(1) SMR CODE	(2) FEDERAL STOCK NUMBER	(3) DESCRIPTION  REF NUMBER & MFR CODE	(4) UNIT OF MEAS  USABLE ON CODE	(5) QTY INC IN UNIT	(6) 15-DAY ORGANIZATIONAL MAINTENANCE ALW				(7) ILLUS- TRATION	
					(a)	(b)	(c)	(d)	(a)	(b)
					1-5	6-20	21-50	51-100	FIG. NO.	ITEM NO.
X2 0 01656		WASHER, FLAT: sheave spacer, 3 in. id, 5 in. od, 12 gage L7396 (02280)	EA	4					48	130
X2 0 01657		WASHER, LOCK: roller shaft retaining 805060 (02280)	EA	4					48	122
X2 0 01658		WASHER, LOCK: shaft retaining 805062 (02280)	EA	2					48	116
X2 0 01659		PIN: bail assembly to stick 400560 (02280)	EA	1					48	157
X2 0 01660		PIN: boom end, 2 1/2 in. dia, 7 3/4 in. lg (out for lock) 400561 (02280)	EA	1					8	165
X2 0 01661		PIN: brace to stick mtg, 2 1/2 in. dia, 13 3/8 in. lg ASD1304-2 (02280)	EA	1					48	158
X2 0 01662		PIN: bucket to stick, 2 1/2 in. dia, 20 in. lg A 1 48 160 580370 (02280)								
X2 0 01663		PIN, COTTER: A-frame to anchor pin, 1/2 in. dia, 3 1/2 in. lg 804919 (02280)	EA	8					48	144
X2 0 01664		PIN, COTTER: bail link mtg 804924 (02280)	EA	2					48	125
X2 0 01665		PIN, COTTER: bail links mtg, 5/8 in. dia, 3 1/2 in. lg 804924 (02280)	EA	8					48	159
X2 0 01666		PIN, COTTER: boom foot pin retaining, 1/4 in. dia, 3 1/2 in. lg 804919 (02280)	EA	2					48	186
X2 0 01667		PIN, COTTER: brace pin mtg 804924 (02280)	EA	2					48	195
X2 0 01668		PIN, COTTER: pin retaining, 1/2 in. dia, 3 1/2 in. lg 804919 (02280)	EA	4					48	184
X2 0 01669		PIN, FOOT: boom attaching to anchor 481555 (02280)	EA	2					48	180
X2 0 01670		PIN: gantry to boom: anchor plate, 2 in. dia, 6 3/4 in. lg L4541F (02280)	EA	2					48	185
X2 0 01671		PIN, STRAIGHT, HEADLESS: A-frame to anchor plate, 2 in. dia, 4 in. lg ASD1010-12 (02280)	EA	2					48	143
X2 0 01672		ROLLER, BOOM 480605 (02280)	EA	1					48	192
X2 0 01673		SCREW, CAP, HEXAGON HEAD: bar key and sheave guard mtg, 1/2-13 thd size, 1 in. lg 802365 (02280)	EA	6					48	177
X2 0 01674		SCREW, CAP, HEXAGON HEAD: key bar mtg, 5/8-11 thd size, 1 in. lg 802439 (02280)	EA	2					48	167
X2 0 01675		SCREW, CAP, HEXAGON HEAD: key bar mtg, 5/8-11 thd size, 1 1/4 in. lg 802441 (02280)	EA	2					48	155
X2 0 01676		SCREW, CAP, HEXAGON HEAD: sheave to shaft retaining, 3/4-10 thd size, 1 1/4 in. lg 802478 (02280)	EA	1					48	173
X2 0 01677		SCREW, CAP, HEXAGON HEAD: stick to dipper shaft look, 5/8-11 thd size, 7 in. lg 802465 (02280)	EA	1					48	162
X2 0 01678		SHAFT roller mtg 480604 (02280)	EA	1					48	190

(1) SMR CODE	(2) FEDERAL STOCK NUMBER	(3) DESCRIPTION  REF NUMBER & MFR CODE	(4) UNIT OF MEAS  USABLE ON CODE	(5) QTY INC IN UNIT	(6) 15-DAY ORGANIZATIONAL MAINTENANCE ALW				(7) ILLUS- TRATION	
					(a)	(b)	(c)	(d)	(a)	(b)
					1-5	6-20	21-50	51-100	FIG. NO.	ITEM NO.
X2 0 01679		SHEAVE ASSEMBLY: boom, rh W6043B (02280)	EA	1						
X1 01680		SHEAVE 482179 (02280)	EA	1					48	178
X2 0 01681		SHEAVE ASSEMBLY: boom rope guide W60568 (02280)	EA	2						
X2 0 01682		BEARING, SLEEVE 480205 (02280)	EA	2					48	164
X1 01683		PULLEY 580947 (02280)	EA	2					48	163
X2 0 01684		SOCKET AND WEDGE 805599 (02280)	EA	1					48	97
X2 0 01685		STICK ASSEMBLY: bucket arm W5992C (02280)	EA	1					48	149
X2 0 01686		WASHER, FLAT: roller shims 804480 (02280)	EA	4					48	191
X2 0 01687		WASHER, LOCK: key bar mtg 805062 (02280)	EA	2					48	168
X2 0 01688		WASHER, LOCK: shaft key bar mtg 805062 (02280)	EA	2					48	156
X2 0 01689		WASHER, LOCK: shaft look screw 805060 (02280)	EA	6					48	176
X2 0 01690		WASHR, LOCK: sheave to shaft retaining NS35338-13 (96906)	EA	1					48	172
X2 0 01691		WEDGE: boom cable end, lh 807330 (02280)	EA	1					48	182
01692		7413 - PILE DRIVE ATTACHMENT								
X2 0 01693		ADAPTER, PILE DRIVE LEAD MS179-29 (96906)	EA	2					47	15
01694		7414 - BASE DECK								
X2 0 01695		FITTING, LUBRICATION: base bushing 805010 (02280)	EA	3					29	10
X2 0 01696		LUBRICATION ASSEMBLY: base 580944 (02280)	EA	1						
M 0 01697		TUBING ASSEMBLY: ring gear 482156 (02280)	EA	1					29	12
X2 0 01698	4730-253-0637	MANUFACTURE FROM: NUT, TUBE COUPLING 801692 (02280)	EA	2						
P 0 01699	4710-277-5525	TUBE, COPPER (25 in. required)	FT			SEE	GRP	9501		
M 0 01700	4710-441-0682	TUBING ASSEMBLY: vertical swing, lower 482155 (02280)	EA	1					29	1
X2 0 01701		MANUFACTURE FROM: NUT, TUBE COUPLING 801692 (02280)	EA	2						
P 0 01702	4710-277-5525	TUBE, COPPER (3 ft, 7 in. required)	FT			SEE	GRP	9501		
M 0 01703	4710-441-0690	TUBING ASSEMBLY: vertical swing, upper 482154 (02280)	EA	1					29	2
X2 0 01704		MANUFACTURE FROM: NUT, TUBE COUPLING 801692 (02280)	EA	2						
P 0 01705	4710-277-5525	TUBE, COPPER (4 ft, 4 in. required)	FT			SEE	GRP	9501		

(1) SMR CODE	(2) FEDERAL STOCK NUMBER	(3) DESCRIPTION  REF NUMBER & MFR CODE	(4) UNIT OF MEAS  USABLE ON CODE	(5) QTY INC IN UNIT	(6) 15-DAY ORGANIZATIONAL MAINTENANCE ALW				(7) ILLUS- TRATION	
					(a)	(b)	(c)	(d)	(a)	(b)
					1-5	6-20	21-50	51-100	FIG. NO.	ITEM NO.
X2 0 01706 01707 P 0	3810-962-4521	PLUG, PIPE: lubrication lines 801689 (02280)	EA	6					29	19
01708 X1 01709 0		BAND ASSEMBLY 780124 (02280)	EA	3	*	*	*	2	51	4
01710 0	5310-685-1429	BAND 780103 (02280)	EA	6					51	5
01711 0	5305-724-7214	NUT, PLAIN, HEXAGON: band	EA	6	*	*	*	*	51	6
01712 X2 0	5310-010-3323	SCREW, CAP, HEXAGON HEAD: band connecting	EA	6	*	*	*	*	51	14
01713 X1		WASHER, LOCK: band connecting	EA	6	*	*	*	*	51	11
01714 X1	3810-968-4076	BAND ASSEMBLY: clutch 680770 (02280)	EA	1					50	7
01715 X1		BAND, LEFT HAND 680771 (02280)	EA	1					50	26
01716 X1	5310-732-0558	BAND, RIGHT HAND 680772 (02280)	EA	1					50	27
01717 P 0		LINING 1-4x23-4X19 (02280)	EA	2					50	28
01718 X1	5310-010-3323	RIVET 804502 (02280)	EA	3				2	50	28
01719 X1		BAND ASSEMBLY: clutch 685063 (02280)	EA	2	*	*	*	2	49	1
01720 X1	5310-732-0558	BAND 685061 (02280)	EA	2					49	3
01721 0		BAND 680726-16 (02280)	EA	2					49	3
01722 X2 0	5310-010-3323	BAND 680726-2 (02280)	EA	2					49	3
01723 0		NUT, PLAIN, HEXAGON: band halves mtg	EA	4	*	*	*	*	49	4
01724 X2 0	5310-010-3323	SCREW, CAP, HEXAGON HEAD: band halves mtg 802370 (02280)	EA	4					49	6
01725 X2 0		WASHER, LOCK: band halves mtg	EA	4	*	*	*	*	49	5
01726 X2 0	3810-968-6276	BAR, ADJUSTING: shoe, lh W4410A (02280)	EA	3					51	15
01727 X2 0		BAR, ADJUSTING: shoe, rh 580148 (02280)	EA	3					51	10
01728 X2 0	3810-968-6276	BAR: band halves mtg 481620 (02280)	EA	1					50	25
01729 X2 0		BAR: eye bolt 481623 (02280)	EA	1					50	3
01730 X2 0	3810-968-6276	BLOCK, ADJUSTING: shoe, bottom W5523A (02280)	EA	3					51	7
01731 X2 0		BOLT, EYE: band mtg 481624 (02280)	EA	1					50	5
01732 P 0	3810-968-6276	BOLT, EYE band mtg 481625 (02280)	EA	1					50	1
01733		BUSHING: lever W3673A (02280)	EA	6					51	3
		CYLINDER, HYDRAULIC: clutch FE22564A (63477)	EA	1		SEE	GRP	4307		

(1) SMR CODE	(2) FEDERAL STOCK NUMBER	(3) DESCRIPTION  REF NUMBER & MFR CODE	(4) UNIT OF MEAS  USABLE ON CODE	(5) QTY INC IN UNIT	(6) 15-DAY ORGANIZATIONAL MAINTENANCE ALW				(7) ILLUS- TRATION	
					(a)	(b)	(c)	(d)	(a)	(b)
					1-5	6-20	21-50	51-100	FIG. NO.	ITEM NO.
X2 0 01734		CYLINDER, HYDRAULIC: clutch FE44186 (63477)	EA	2						
X2 0 01735		FITTING, LUBRICATION: jaw clutch MS15003-1 (96906)	EA	2					58	7
X2 0 01736		JAW CLUTCH: boom hoist shaft 580826 (02280)	EA	1					58	6
X2 0 01737		KEEPER: adjusting block W5412A (02280)	EA	3					51	13
X2 0 01738		KEY, MACHINE: clutch 481381 (02280)	EA	2					58	8
X2 0 01739		LEVER, SHIFTING W3582B (02280)	EA	3					51	2
X2 0 01740		LINK: band mtg 485177 (02280)	EA	2					49	2
X2 0 01741		NUT, JAM: eye bolt 811570 (02280)	EA	1					50	4
0 01742	5310-655-7423	NUT, JAM: eye bolt	EA	1	*	*	*	*	50	2
X2 0 01743		NUT, PLAIN, HEXAGON: adjusting screw 804744 (02280)	EA	3					51	21
X2 0 01744		NUT, PLAIN, HEXAGON: adjusting screw 804720 (02280)	EA	3					51	8
0 01745	5310-656-0227	NUT, PLAIN, HEXAGON: band adjusting	EA	2	*	*	*	*	50	30
0 01746	5310-816-1030	NUT, PLAIN, HEXAGON: band adjusting screw	EA	6	*	*	*	*	49	8
X2 0 01747		NUT, SELF-LOCKING: adjusting screw 49NTB126 (72962)	EA	3						
X2 0 01748		NUT, SLF-LOCKING: cylinder stud 801807 (02280)	EA	1		SEE	GRP	4307		
0 01749	5315-839-5822	PIN, COTTER: yoke pin	EA	2	*	*	*	*	50	6
P 0 01750	5315-958-9458	PIN, END: band mtg 480491 (02280)	EA	9	*	*	2	2	51	17
P 0 01751	3810-962-4520	PIN, LOCK 480490 (02280)	EA	12		SEE	GRP	9901	51	18
P 0 01752	3810-962-4520	PIN, LOCK: band mtg 480490 (02280)	EA	4		SEE	GRP	9901	50	10
X2 0 01753		PIN, PIVOT: adjusting screw, lh W3669A (02280)	EA	2					51	22
P 0 01754	5315-958-9457	PIN, PIVOT: adjusting screw, rh 480496 (02280)	EA	1	*	*	*	*	51	22
X2 0 01755		PIN, STRAIGHT, HEADLESS: bad mtg 480491 (02280)	EA	4					50	13
X2 0 01756		PIN, STRAIGHT, HEADLESS: cylinder mtg 481639 (02280)	EA	1		SEE	GRP	4307		
X2 0 01757		ROD, PUSH: cylinder 485176 (02280)	EA	1		SEE	GRP	4307		
X2 0 01758		SCREW, ADJUSTING: shoe W3643B (02280)	EA	3					51	16
X2 0 01759		SCREW, CAP, HEXAGON HEAD: adjusting block mtg 802372 (02280)	EA	18					51	12
0 01760	5305-761-4227	SCREW, CAP, HEXAGON HEAD: band adjusting	EA	2	*	*	*	*	50	29
0 01761	5305-068-0500	SCREW, CAP, HEXAGON HEAD bar mtg	EA	2	*	*	*	*	50	23

(1) SMR CODE	(2) FEDERAL STOCK NUMBER	(3) DESCRIPTION  REF NUMBER & MFR CODE	(4) UNIT OF MEAS  USABLE ON CODE	(5) QTY INC IN UNIT	(6) 15-DAY ORGANIZATIONAL MAINTENANCE ALW				(7) ILLUS- TRATION	
					(a)	(b)	(c)	(d)	(a)	(b)
					1-5	6-20	21-50	51-100	FIG. NO.	ITEM NO.
X2 0 01762	5305-984-5678	SCREW, CAP, HEXAGON HEAD: lock pin 802283 (02280)	EA	12					51	20
X2 0 01763		SCREW, CAP, HEXAGON HEAD: pin, lock 802284 (02280)	EA	4					50	12
X2 0 01764		SCREW, MACHINE: key	EA	2					58	9
X2 0 01765		SCREW; adjusting block 803259 (02280)	EA	3					51	9
X2 0 01766		SETSCREW: band adjusting 803259 (02280)	EA	6					49	7
X2 0 01767		SPACER: adjusting screw W3671A (02280)	EA	6					51	1
X2 0 01768		SPRING, HELICAL, EXTENSION 482173 (02280)	EA	2		SEE	GRP	9901	50	31
X2 0 01769		SPRING, HELICAL, EXTENSION 482181 (02280)	EA	2					50	8
X2 0 01770		SPRING, HELICAL, EXTENSION: clutch baud 482173 (02280)	EA	8		SEE	GRP	9901	49	9
X2 0 01771		STUD, PLAIN: cylinder 481641 (02280)	EA	1		SEE	GRP	4307		
X2 0 01772	5310-010-3319	WASHER, LOCK: adjusting block mtg 805060 (02280)	EA	12					51	11
0 01773		WASHER, LOCK: bar mtg	EA	2	*	*	*	*	50	24
X2 0 01774		WASHER, LOCK: internal tooth 801709 (02280)	EA	6						
X2 0 01775	5310-011-5549	WASHR, LOCK: look pin 1220 (78189)	EA	12					51	19
0 01776		WASHER, LOCK: pin, look screw	EA	4	*	*	*	*	50	11
X2 0 01777	4730-353-2995	YOKE PIN ASSEMBLY: band 810731 (02280)	EA	2					50	9
0 01778		7416 - SHAFTS								
X2 0 01779	4730-3AO10	ADAPTER, STRAIGHT, TUBE: drum shaft FC2952 (63477)	EA	2		SEE	GRP	4301		
P 0 01780		BOLT, FLUID PASSAGE: cylinder connector FC1241 (63477)	EA	2		SEE	GRP	4301		
P 0 01781	3810-969-8712	BRAKE BAND ASSEMBLY: drum shaft 780868 (02280)	EA	2	*	*	*	2	52	
X1 01782		BAND 780869 (02280)	EA	2					52	2
0 01783	5306-206-4270	BOLT, MACHINE: band halves mtg	EA	2	*	*	*	*	52	1
X1 01784		LINING 481628 (02280)	EA	2					52	16
X2 0 01785		NUT, SELF-LOCKING, HEXAGON: band halves mtg bolt 804403 (02280)	EA	2					52	4
X2 0 01786		SPRING, HELICAL, COMPRESSION: band halves mtg 481601 (02280)	EA	2					52	3
P 0 01787		BRAKE BAND ASSEMBLY: swing 680759 (02280)	EA	1	*	*	*	*	53	
X1 01788		BAND 680760 (02280)	EA	5				1	53	1
X1 01789		LINING 812308 (02280)	EA	1					53	2

(1) SMR CODE	(2) FEDERAL STOCK NUMBER	(3) DESCRIPTION  REF NUMBER & MFR CODE	(4) UNIT OF MEAS  USABLE ON CODE	(5) QTY INC IN UNIT	(6) 15-DAY ORGANIZATIONAL MAINTENANCE ALW				(7) ILLUS- TRATION	
					(a)	(b)	(c)	(d)	(a)	(b)
					1-5	6-20	21-50	51-100	FIG. NO.	ITEM NO.
X2 0		CLUTCH ASSEMBLY: drum shaft, lh 681732 (02280)	EA	1						
01790		CLUTCH ASSEMBLY: drum shaft rh 680733 (02280)	EA	1		SEE	GRP	7415		
X2 0		FITTING INLET: cylinder FC2579 (63477)	EA	2		SEE	GRP	4301		
01791	2530-215-4150	FITTING, LUBRICATION: bearing retainer 1613B (70270)	EA	1						
P 0		FITTING, LUBRICATION: bevel gear and pillow block 1610BL (70270)	EA	3						
01792		FITTING, LUBRICATION: housing and flange 1610BL (70700)	EA	3						
X2 0		FITTING, LUBRICATION: pillow block 1610BL (70270)	EA	4						
01793		FITTING, LUBRICATION: plate 1610BL (70270)	EA	1						
X2 0	4730-050-4208	FITTING, LUBRICATION: shaft 1610B (70270)	EA	1						
01794		GUARD: gear assembly 780900 (02280)	EA	1					54	
X2 0		BOLT, MACHINE: guard mtg 802286 (02280)	EA	3					54	8
01800		BRACKET: hanger 482115 (02280)	EA	1					54	4
X2 0		GUARD 580913 (02280)	EA	1						
01802		GUARD 680799 (02280)	EA	1					54	11
X2 0		GUARD 680800 (02280)	EA	1					54	5
01803		GUARD 680801 (02280)	EA	1					54	7
X2 0		GUARD ASSEMBLY 780905 (02280)	EA	1					65	5
01804		BRACKET 481953 (02280)	EA	1						
X2 0		BRACKET 481952 (02280)	EA	1						
01805		GUARD 580916 (02280)	EA	1						
X2 0		GUARD 482205 (02280)	EA	1						
01806	5310-732-0558	NUT, PLAIN, HEXAGON	EA	3	*	*	*	*		
X2 0	5310-732-0558	NUT, PLAIN, HEXAGON	EA	7	*	*	*	*		
01807	5310-685-1429	NUT, PLAIN, HEXAGON: guard mtg	EA	3					6	8
X2 0		SCREW, CAP, HEXAGON HEAD 802367 (02280)	EA	2						
01814		SCREW, CAP, HEXAGON HEAD 802290 (02280)	EA	2						
X2 0		SCREW, CAP, HEXAGON HEAD: guard mtg 802285 (02280)	EA	3					65	15
01815										
X2 0										
01816										

(1) SMR CODE	(2) FEDERAL STOCK NUMBER	(3) DESCRIPTION  REF NUMBER & MFR CODE	(4) UNIT OF MEAS  USABLE ON CODE	(5) QTY INC IN UNIT	(6) 15-DAY ORGANIZATIONAL MAINTENANCE ALW				(7) ILLUS- TRATION	
					(a)	(b)	(c)	(d)	(a)	(b)
					1-5	6-20	21-50	51-100	FIG. NO.	ITEM NO.
X2 0 01817		SCREW, MACHINE 810329 (02280)	EA	2						
01818 0	5310-010-3323	WASHER, LOCK	EA	2	*	*	*	*		
01819 0	5310-261-7340	WASHER, LOCK: guard mtg	EA	7	*	*	*	*	6	7
X2 0 01820		HANGER, TUBE 809847 (02280)	EA	1		SEE	GRP	9901	54	16
X2 0 01821		NUT, PLAIN, HEXAGON 804718 (02280)	EA	6					54	1
01822 0	5310-619-3555	NUT, PLAIN, HEXAGON: hanger mtg	EA	1	*	*	*	1	54	13
X2 0 01823		SCREW, CAP, HEXAGON HEAD 802240 (02280)	EA	2					54	12
01824 0	5305-071-2241	SCREW, CAP, HEXAGON HEAD: guard mtg	EA	1	*	*	*	*	54	9
X2 0 01825		SCREW, CAP, HEXAGON HEAD: guard mtg 802284 (02280)	EA	4					54	6
X2 0 01826	5305-042-1683	SCREW, MACHINE: hanger to bracket	EA	1					54	15
M 0 01827		SPACER: guard mtg 780900-13 (02280)	EA	1					54	10
P 0 01828	4710-639-9441	MANUFACTURE FROM: PIPE, STEEL (3 5/8 in. required)	FT			SEE	GRP	9501		
X2 0 01829		WASHER, FLAT: bracket mtg 804470 (02280)	EA	8					54	3
X2 0 01830		WASHER, LOCK: guard and bracket mtg 805058 (02280)	EA	9					54	2
01831 0	5310-010-3320	WASHER, LOCK: hanger mtg	EA	1	*	*	*	*	54	14
P 0 01832	3810-968-6277	JOINT, ROTATING 15-15HB (85181)	EA	1		SEE	GRP	4301		
01833 0	5310-685-1429	NUT, PLAIN, HEXAGON: adjusting screw	EA	2	*	*	*	*	52	2
01834 0	5315-849-9857	PIN, COTTER: band mtg pin	EA	2	*	*	*	*	52	14
X2 0 01835	5315-013-7253	PIN: COTTER: band mtg pin	EA	2					52	8
X2 0 01836	5315-984-3408	PIN, STRAIGHT, HEADED: band mtg	EA	2					52	12
X2 0 01837	5315-265-0418	PIN, STRAIGHT, HEADLESS: band mtg	EA	2					52	7
X2 0 01838	5305-054-9292	SETSCREW: band adjusting	EA	2					52	6
P 0 01839	3810-968-6277	SWIVEL JOINT, ROTATING 15-15HB (85181)	EA	2		SEE	GRP	4301		
P 0 01840	3810-968-4078	TUBE ASSEMBLY: clutch master cylinder to rotating joint 482037 (02280)	EA	2		SEE	GRP	4301		
M 0 01841	3810-968-4082	TUBE ASSEMBLY drum shaft to clutch cylinder 482113 (02280)	EA	2		SEE	GRP	4301		
P 0 01842	5310-359-0458	WASHER, FLAT: cylinder line connector FC1243 (63477)	EA	4		SEE	GRP	4301		
P 0 01843	5310-274-4544	WASHER, FLAT: cylinder line connector FC1242 (63477)	EA	2		SEE	GRP	4301		
01844 X2 0		7419 - TURNTABLE BUSHING: roller 580896 (02280)	EA	6					55	2
01845 X2 0		FITTING, LUBRICATION: shaft 1610BL (70270)	EA	6					55	5



(1) SMR CODE	(2) FEDERAL STOCK NUMBER	(3) DESCRIPTION  REF NUMBER & MFR CODE	(4) UNIT OF MEAS  USABLE ON CODE	(5) QTY INC IN UNIT	(6) 15-DAY ORGANIZATIONAL MAINTENANCE ALW				(7) ILLUS- TRATION	
					(a)	(b)	(c)	(d)	(a)	(b)
					1-5	6-20	21-50	51-100	FIG. NO.	ITEM NO.
X2 0		LOCK, CAB ASSEMBLY	EA	1					56	
01847		780874 (02280)								
X1		BAR	EA	4						
01848		481928 (02280)								
X2 0		BRACKET	EA	1					56	4
01849		580776 (02280)								
X2 0		COLLAR: rod	EA	1					56	7
01850		800014 (02280)								
X2 0		GEAR: rod	EA	1					56	2
01851		W3943B (02280)								
X1		GUIDE	EA	1						
01852		W14214B (02280)								
X1		HOUSING	EA	2						
01853		680809 (02280)								
X2 0		PIN, COTTER: rod	EA	2					56	3
01854		804889 (02280)								
X1		PLATE	EA	2						
01855		481927 (02280)								
X1		PLATE	EA	2						
01856		481925 (02280)								
X1		PLATE	EA	1						
01857		580928 (02280)								
X1		PLATE	EA	1						
01858		580927 (02280)								
X2 0		ROD: gear	EA	1					56	1
01859		580893 (02280)								
X2 0		SCREW, CAP, HEXAGON HEAD: bracket mtg	EA	2					56	6
01860		802364 (02280)								
X2 0	5305-978-9393	SCREW, CAP, SOCKET HEAD	EA	4						
01861										
X2 0	5305-724-5896	SETSCREW: collar	EA	1					56	8
01862										
0	5310-010-3323	WASHER, LOCK: bracket mtg	EA	2	*	*	*	*	56	5
01863										
X2 0		ROLLER, TURNTABLE	EA	6					55	1
01864		481429 (02280)								
X2 0		SCREW, CAP, HEXAGON HEAD: shaft mtg	EA	10					55	4
01865		802443 (02280)								
X2 0	3040-450-9498	SHAFT: roller, front	EA	4					55	7
01866		580897 (02280)								
X2 0	3040-450-9497	SHAFT: roller, rear	EA	2					55	7
01867		580889 (02280)								
0	5310-951-7209	WASHER, FLAT: shaft mtg	EA	6	*	*	*	*	55	6
01868										
0	5310-010-3325	WASHER, LOCK: shaft mtg	EA	10	*	*	*	*	56	3
01869										
01870		7420 - MACHINERY GEARCASE AND FRAME								
P 0	2520-464-4200	FILTER case fill	EA	1	*	*	*	2	39	3
01871		200639 (00736)								
X2 0		GASKET: drain plug	EA	1					39	4
01872		MS35769-18 (96906)								
X2 0		PLUG, MACHINE THREAD, MAGNETIC: case drain	EA	1					39	5
01873		MS35844-5 (96906)								

(1) SMR CODE	(2) FEDERAL STOCK NUMBER	(3) DESCRIPTION  REF NUMBER & MFR CODE	(4) UNIT OF MEAS  USABLE ON CODE	(5) QTY INC IN UNIT	(6) 15-DAY ORGANIZATIONAL MAINTENANCE ALW				(7) ILLUS- TRATION	
					(a) 1-5	(b) 6-20	(c) 21-50	(d) 51-100	(a) FIG. NO.	(b) ITEM NO.
T 01874	3810-968-4073	7421 - INDEPENDENT OR PRECISION BOOM HOIST								
F 0		HAND ASSEMBLY: boom hoist	EA	1	*	*	*	*	57	1
01875		W7620C (02280)								
X1		BAND: boom hoist brake	EA	1					57	7
01876	5306-550-3711	BOLT, MACHINE: band mtg	EA	1	*	*	*	*	57	5
01877	5310-763-8921	NUT, PLAIN, HEXAGON: band mtg	EA	1	*	*	*	*	57	2
01878		SPRING	EA	1					57	4
X2 0		W5418A (02280)								
01879	5310-050-2217	WASHER, FLAT: band mtg	EA	1	*	*	*	*	57	3
01880		FITTING, LUBRICATION: sprocket and pillow block	EA	6						
X2 0		MS15003-1 (96906)								
01881		JAW, CLUTCH: boom hoist shaft	EA	1		SEE	GRP	7415		
X2 0		580826 (02280)								
01882		KEY, MACHINE: clutch	EA	1		SEE	GRP	7415		
X2 0		481381 (02280)								
01883	5315-234-1664	PIN, COTTER: boom hoist brake band mtg	EA	1	*	*	*	*	57	8
01884	5315-571-2992	PIN, STRAIGHT, HEADLESS: boom hoist brake band	EA	1					57	10
X2 0										
01885	5315-193-6483	PIN, STRAIGHT, HEADLESS: boom hoist brake band mtg	EA	1					57	6
X2 0										
01886	5310-087-5353	WASHER, FLAT: boom hoist brake mtg pin	EA	2	*	*	*	*	57	9
01887		7422 - MACHINERY MECHANISM CONTROLS								
01888		BALL JOINT	EA	1						
X2 0		SP10007 (01428)								
01889		BLOCK BEARING ASSEMBLY: drum brake lever shaft	EA	1					62	
X2 0		481600 (02280)								
01890		BLOCK BEARING	EA	1					62	7
X2 0		481571 (02280)								
01891		FITTING, LUBRICATION: bearing	EA	1					62	8
X2 0		1610BL (02280)								
01892		BLOCK BEARING ASSEMBLY: drum brake lever shaft	EA	1					62	
X2 0		481602 (02280)								
01893		BLOCK BEARING	EA	1					62	6
X2 0		481572 (02280)								
01894		BUSHING, SLEEVE	EA	1					62	4
X2 0		481603 (02280)								
01895		FITTING, LUBRICATION: bearing	EA	1					62	8
X2 0		1610BL (70270)								
01896		BOLT, EYE: hanger	EA	2					52	9
X2 0		481616 (02280)								
01897		BRACKET: boom hoist clutch lever shaft	EA	1					64	18
X2 0		482209 (02280)								
01898		BUSHING, SLEEVE	EA	1		SEE	GRP	9901	64	19
X2 0		ASD1069-1 (02280)								
01899		BUSHING	EA	2						
X2 0		ASD109-1 (02280)								
01900		BUSHING	EA	1		SEE	GRP	9901		
X1 0		ASD1069-1 (02280)								
01901		CLEVIS	EA	1						
X2 0		808967 (02280)								
01902										

(1) SMR CODE	(2) FEDERAL STOCK NUMBER	(3) DESCRIPTION  REF NUMBER & MFR CODE	(4) UNIT OF MEAS  USABLE ON CODE	(5) QTY INC IN UNIT	(6) 15-DAY ORGANIZATIONAL MAINTENANCE ALW				(7) ILLUS- TRATION	
					(a)	(b)	(c)	(d)	(a)	(b)
					1-5	6-20	21-50	51-100	FIG. NO.	ITEM NO.
X2 0 01903		CLUTCH CONTROL: boom hoist 780860 (02280)	EA	1					58	
X2 0 01904		BRACKET: lever 580874 (02280)	EA	1					58	10
X2 0 01905		CLEVIS, ROD END 810249 (02280)	EA	1					58	18
X2 0 01906		COLLAR: support 800022 (02280)	EA	1					58	2
X2 0 01907	4730-172-0034	FITTING, LUBRICATION MS15003-6 (96906)	EA	2					58	7
X2 0 01908		FITTING, LUBRICATION: lever 1610BL (70270)	EA	1					58	7
X2 0 01909		FITTING, LUBRICATION: yoke 481412 (02280)	EA	1					58	4
X2 0 01910		LEVER: clutch shift 580873 (02280)	EA	1					58	15
0 01911	5310-816-1030	NUT, JAM: yoke setscrew	EA	1	*	*	*	*	58	22
0 01912	5310-732-0558	NUT, PLAIN, HEXAGON: bracket mtg	EA	2	*	*	*	*	58	13
0 01913	5310-656-0227	NUT, PLAIN, HEXAGON: rod	EA	1	*	*	*	*	58	19
X2 0 01914		NUT, PLAIN, HEXAGON: support mtg 804722 (02280)	EA	4					58	27
0 01915	5315-664-0384	PIN, COTTER: lever mtg	EA	1	*	*	*	*	58	14
X2 0 01916	5315-013-7190	PIN, COTTER: rod mtg pin	EA	2					58	17
X2 0 01917		PIN, STRAIGHT, HEADED: rod mtg 27081-26A (71843)	EA	2					58	16
X2 0 01918		ROD: lever to yoke 580872 (02280)	EA	1					58	20
0 01919	5305-017-9841	SCREW, CAP, HEXAGON HEAD: bracket mtg	EA	2	*	*	*	*	58	11
0 01920	5305-724-5913	SCREW, CAP, HEXAGON HEAD: support mtg	EA	4	*	*	*	*	58	24
X2 0 01921	5305-724-6810	SETSCREW: collar	EA	1					58	3
X2 0 01922	5305-054-9289	SETSCREW: yoke 803260 (02280)	EA	1					58	21
X2 0 01923		SHIM (as required) 482034 (02280)							58	25
X2 0 01924		SHOE: yoke 481438 (02280)	EA	2					58	5
X2 0 01925		SPACER 864470 (02280)	EA	1						
X2 0 01926		SUPPORT: yoke 580871 (02280)	EA	1					58	23
0 01927	5310-261-7340	WASHER, LOCK: bracket mtg	EA	2	*	*	*	*	58	12
0 01928	5310-010-3325	WASHER, LOCK: support mtg	EA	4	*	*	*	*	58	26
X2 0 01929		YOKE 680757 (02280)	EA	1					58	1
X2 0 01930		CLUTCH CONTROLS, REVERSING SHAFT 780920 (02280)	EA	1						
X2 0 01931		BALL JOINT: rod SP1007 (02280)	EA	1					61	19

(1) SMR CODE	(2) FEDERAL STOCK NUMBER	(3) DESCRIPTION  REF NUMBER & MFR CODE	(4) USABLE ON CODE	(5) UNIT OF MEAS QTY INC IN UNIT	(6) 15-DAY ORGANIZATIONAL MAINTENANCE ALW				(7) ILLUS- TRATION		
					(a)	(b)	(c)	(d)	(a)	(b)	
					1-5	6-20	21-50	51-100	FIG. NO.	ITEM NO.	
X2 0 01932		BELLCRANK: shaft W5531B (02280)		EA	1					61	15
X2 0 01933		CLEVIS, ROD END: rod to main lever 780920-30 (02280)		EA	1					61	17
X2 0 01934		FITTING, LUCBRICATION: bellcrank 1610BL (70270)		EA	5					61	16
0 01935	5310-763-8905	NUT, PLAIN, HEXAGON: rod		EA	5	*	*	*	*	61	6
0 01936	5310-656-0391	NUT, PLAIN, HEXAGON: rod and ball joint		EA	2	*	*	*	*	61	2
X2 0 01937		NUT, PLAIN, HEXAGON: setscrew 804722 (02280)		EA	3						
0 01938	5315-187-9550	PIN, COTTER: rod pin		EA	4	*	*	*	*	61	8
X2 0 01939		PIN, STRAIGHT, HEADLESS: lever to rod end ASD1004-4 (02280)		EA	2					61	10
X2 0 01940		ROD: bellcrank W4540A (02280)		EA	1					61	14
X2 0 01941		ROD: crane, shovel 482036 (02280)		EA	1		SEE	GRP	9901	61	18
X2 0 01942		ROD: shifter W3908A (02280)		EA	1					61	12
0 01943	5305-724-5913	SCREW, CAP, HEXAGON HEAD: adjusting		EA	3						
0 01944	5305-071-1775	SCREW, CAP, HEXAGON HEAD: collar		EA	2	*	*	*	*		
0 01945	5305-010-0161	SCREW, CAP, HEXAGON HEAD: pin mtg		EA	1	*	*	*	*	61	4
X2 0 01946		SHAFT: bellcrank W5565A (02280)		EA	1		SEE	GRP	9901	61	3
X2 0 01947		SHIM lever (as required) 482034 (02280)					SEE	GRP	9901		
X2 0 01948		SPACER: lever rod W5701A (02280)		EA	2		SEE	GRP	9901	61	9
X2 0 01949		SPRING W5679B (02280)		EA	1					61	11
0 01950	5310-010-3323	WASHER, LOCK: pin mtg		EA	1	*	*	*	*	61	5
X2 0 01951		YOKE END: shifter 482043 (02280)		EA	2		SEE	GRP	9901	61	7
X2 0 01952		YOKE PIN ASSEMBLY: shifter rod, 5/8 in. dia, 1 23/32 in. lg 810731 (02280)		EA	4					61	13
X2 0 01953		COLLAR: boom hoist control shaft 801643 (02280)		EA	1		SEE	GRP	9901	64	13
X2 0 01954		CONTROL ASSEMBLY: boom hoist 780855 (02280)		EA	1					60	
X2 0 01955		BELLCRANK W5529B (02280)		EA	1					60	5
X2 0 01956		FITTING, LUBRICATION: shaft 1610L (70270)		EA	3						
0 01957	5310-763-8905	NUT, PLAIN, HEXAGON: rod		EA	3	*	*	*	*	60	9
0 01958	5310-685-1429	NUT, PLAIN, HEXAGON: rod		EA	4	*	*	*	*		
X2 0 01959		NUT, PLAIN, HEXAGON: support mtg 804722 (02280)		EA	2						
0 01960	5315-187-9550	PIN, COTTER: pin		EA	2	*	*	*	*	60	11

(1) SMR CODE	(2) FEDERAL STOCK NUMBER	(3) DESCRIPTION  REF NUMBER & MFR CODE	(4) UNIT OF MEAS  USABLE ON CODE	(5) QTY INC IN UNIT	(6) 15-DAY ORGANIZATIONAL MAINTENANCE ALW				(7) ILLUS- TRATION	
					(a)	(b)	(c)	(d)	(a)	(b)
					1-5	6-20	21-50	51-100	FIG. NO.	ITEM NO.
X2 0 01961	5305-071-1775	PIN, STRAIGHT, HEADLESS: rod mtg W3669A (02280)	EA	1					60	6
X2 0 01962		PIN, STRAIGHT, HEADLESS: rod mtg, 5/8 in. dia, 3 9/16 in. lg ASD1004-4 (02280)	EA	1					60	15
X2 0 01963		ROD END: rod W6089A (02280)	EA	1					60	16
X2 0 01964		ROD, SHIFTER CONNECTING W5961B (02280)	EA	1					60	13
0 01965		SCREW, CAP, HEXAGON HEAD: shaft mtg	EA	1	*	*	*	*	60	2
X2 0 01966		SETSCREW: adjusting 803275 (02280)	EA	1						
X2 0 01967		SHAFT: bellcrank W5565A (02280)	EA	1		SEE	GRP	9901	60	4
X2 0 01968		SPACER: shaft W5701A (02280)	EA	3		SEE	GRP	9901	60	7
X2 0 01969		SPRING: rod W5679B (02280)	EA	1					60	14
0 01970		WASHER, LOCK: shaft mtg	EA	1	*	*	*	*	60	3
X2 0 01971	5310-010-3323	COVER: crane shovel W4770A (02280)	EA	1					64	20
X2 0 01972		ENDPLATE, SPRING W13859A (02280)	EA	2					64	2
X2 0 01973		FITTING, LUBRICATION 1610BL (70270)	EA	2					62	8
X2 0 01974		FITTING, LUBRICATION 1610BL (70270)	EA	3					59	9
X2 0 01975		HANDWEEL: swing brake 680756 (02280)	EA	1					53	6
X2 0 01976		HANGER, TUBE 809847 (02280)	EA	2		SEE	GRP	9901	52	11
M 0 01977		KEY, MACHINE: boom hoist clutch lever W5951A1 (02280)	EA	1					64	11
P 0 01978		MANUFACTURE FROM: STEEL BAR, CARBON, COLD FINISH (4 in. required)	FT			SEE	GRP	9501		
X2 0 01979		KEY, MACHINE: boom hoist clutch levers W3813A (02280)	EA	3					64	10
X2 0 01980		KEY, WOODRUFFT drum brake levers 805001G (15867)	EA	2					62	13
X2 0 01981	LEVER ASSEMBLY, BRAKE 780886 (02280)	EA	1					63		
X2 0 01982	FITTING, LUBICATION: brake pedal 1610BL (70270)	EA	2					63	12	
X2 0 01983	LEVER ASSEMBLY 780883 (02280)	EA	1		SEE	GRP	4309			
X2 0 01984	LEVER: boom hoist 680790 (02280)	EA	1					60	1	
X2 0 01985	LEVER: reversing shaft 680791 (02280)	EA	1					61	1	
0 01986	5310-685-1429	NUT, PLAIN, HEXAGON: bracket mtg	EA	4	*	*	*	*	63	17

(1) SMR CODE	(2) FEDERAL STOCK NUMBER	(3) DESCRIPTION  REF NUMBER & MFR CODE	(4) UNIT OF MEAS  USABLE ON CODE	(5) QTY INC IN UNIT	(6) 15-DAY ORGANIZATIONAL MAINTENANCE ALW				(7) ILLUS- TRATION	
					(a)	(b)	(c)	(d)	(a)	(b)
					1-5	6-20	21-50	51-100	FIG. NO.	ITEM NO.
X2 0		PEDAL ASSEMBLY	EA	2					63	
01987		780885 (02280)								
X2 0		BRACKET: pedal mtg	EA	2					63	14
01988		580912 (02280)								
X2 0		LEVER	EA	2					63	4
01989		680782 (02280)								
X2 0		PEDAL	EA	2					63	13
01990		780903 (02280)								
X2 0		PIN ASSEMBLY: pedal mtg	EA	1					63	9
01991		2708-1-2-8A (71843)								
X2 0		PIN, SPRING: bracket	EA	2					63	18
01992		59-04-250-1500 (72962)								
0	5310-763-8921	NUT, PLAIN, HEXAGON: bracket mtg	EA	3	*	*	*	*	63	17
01993										
0	5315-059-0257	PIN, COTTER: lever	EA	1	*	*	*	*	61	21
01994										
0	5315-011-9198	PIN, COTTER: pedal mtg	EA	1	*	*	*	*	63	1
01995										
0	5305-042-6417	SCREW, CAP, HEXAGON HEAD: bracket mtg	EA	3	*	*	*	*	63	15
01996										
X2 0		SHAFT pedal	EA	1						
01997		580914 (02280)								
X2 0		SPACE	EA	1						
01998		L7048C (02280)								
X2 0		SPACE: pedal shaft	EA	1					63	2
01999		L7048BL (02280)								
X2 0		SPACER: pedal shaft	EA	1					63	2
02000		L7048BN (02280)								
X2 0		SPRING, BRAKE PEDAL	EA	2		SEE	GRP	9901	63	11
02001		W3811B (02280)								
0	5310-010-3326	WASHER, LOCK: bracket mtg	EA	3	*	*	*	*	63	16
02002										
X2 0		WASHER: reversing shaft lever	EA	1					61	20
02003		482109 (02280)								
X2 0		LEVER: boom hoist clutch	EA	7					64	12
02004		580861 (02280)								
X2 0		LEVER: boom hoist clutch	EA	2					64	7
02005		482118 (02280)								
X2 0		LEVER: boom hoist clutch	EA	1					64	9
02006		482116 (02280)								
X2 0		LEVER: drum brake	EA	1					62	15
02007		580878 (02280)								
X2 0		LEVER: drum brake	EA	1					62	3
02008		580879 (02280)								
X2 0		LEVER: drum brake	EA	1					62	9
02009		481554 (02280)								
X2 0		LINK: swing brake handwheel	EA	4					53	4
02010		580868 (02280)								
X2 0		NUT, PLAIN, HEXAGON	EA	2						
02011		804743 (02280)								
X2 0		NUT, PLAIN, HEXAGON	EA	4					64	17
02012		804722 (02280)								
X2 0		NUT, PLAIN, HEXAGON	EA	7						
02013		804720 (02280)								
0	5310-619-3555	NUT, PLAIN, HEXAGON	EA	2	*	*	*	*		
02014										

(1) SMR CODE	(2) FEDERAL STOCK NUMBER	(3) DESCRIPTION  REF NUMBER & MFR CODE	(4) UNIT OF MEAS  USABLE ON CODE	(5) QTY INC IN UNIT	(6) 15-DAY ORGANIZATIONAL MAINTENANCE ALW				(7) ILLUS- TRATION		
					(a)	(b)	(c)	(d)	(a)	(b)	
					1-5	6-20	21-50	51-100	FIG. NO.	ITEM NO.	
X2 0 02015	5310-685-1429	NUT, PLAIN, HEXAGON: block bearing mtg 804722 (02280)	EA	4					62	12	
X2 0 02016		NUT, PLAIN, HEXAGON: boon hoist clutch	EA	2	*	*	*	*	64	4	
X2 0 02017	5310-543-2629	NUT, PLAIN, HEXAGON: handwheel to shaft 804765 (02280)	EA	2					53	7	
X2 0 02018		NUT, PLAIN, HEXAGON: hanger	EA	4	*	*	*	*	52	10	
X2 0 02019	5310-010-3028	NUT, PLAIN, HEXAGON: lever	EA	4	*	*	*	*			
X2 0 02020	5315-234-166	PIN, COTTER: boom hoist clutch rod 804879 (02280)	EA	7					64	8	
X2 0 02021		PIN, COTTER: link pin 80890 (02280)	EA	8					53	3	
X2 0 02022		PIN, COTTER: rod	EA	3	*	*	*	*	63	10	
X2 0 02023		PIN, COTTER: rod mtg 804879 (02280)	EA	2					62	16	
X2 0 02024		PIN, STRAIGHT, HEADED: rod mtg ASD1004-3 (02280)	EA	1					64	6	
X2 0 02025		PIN, STRAIGHT, HEADED: rod mtg N038 (71215)	EA	6					62	2	
X2 0 02026		PIN, STRAIGHT, HEADED: rod mtg, 3/4 in. dia, 1 3/4 in. lg ASD006-14 (02280)	EA	1					63	5	
M 0 02027		PIN, STRAIGHT, HEADLESS W4644A (02280)	EA	1							
P 0 02028		9510-229-4854	MANUFACTURE FROM: STEEL BAR, CARBON, COLD FINISH (2 in. required)	FT			SEE	GRP	9501		
X2 0 02029		5315-423-7048	PIN, STRAIGHT, HEADLESS: link mtg 48/536 (022805)	EA	4				2	53	10
X2 0 02030	PIN, STRAIGHT, HEADLESS: rod mtg		EA	1					60	8	
X2 0 02031	ROD W574A (02280)		EA	1							
X2 0 02032	ROD ASSEMBLY: drum shaft brake pedal 580875 (02280)		EA	2					63		
X2 0 02033	CLEVIS: rod 400863 (02280)		EA	2					63	6	
X2 0 02034	NUT, PLAIN, HEXAGON: rod 804783 (02280)		EA	2					63	7	
X2 0 02035	ROD: drum shaft brake pedal 580877 (02280)		EA	2					63	8	
X2 0 02036	ROD: boom hoist clutch 482036 (02280)		EA	1			SEE	GRP	9901	64	5
X2 0 02037	ROD: clutch control W5014A (02280)		EA	1					60	12	
X2 0 02038	ROD: drum brake lever 580846 (02280)		EA	2					62	1	
X2 0 02039	SAFETY RATCHET ASSEMBLY: boom hoist 680763 (02280)	EA	1					59			
X2 0 02040	BOLT, HOOK: control mtg, 5/16-18 thd size, 2 1/4 in. lg 482006 (02280)	EA	2					59	7		
X2 0 02041	BOLT, MACHINE: lever mtg 802248 (02280)	EA	2					59	16		
X2 0 02042	CABLE CONTROL PUSH-PULL 2SN125 (97562)	EA	1			SEE	GRP	9901	59	6	

(1) SMR CODE	(2) FEDERAL STOCK NUMBER	(3) DESCRIPTION  REF NUMBER & MFR CODE	(4) UNIT OF MEAS  USABLE ON CODE	(5) QTY INC IN UNIT	(6) 15-DAY ORGANIZATIONAL MAINTENANCE ALW				(7) ILLUS- TRATION	
					(a)	(b)	(c)	(d)	(a)	(b)
					1-5	6-20	21-50	51-100	FIG. NO.	ITEM NO.
X2 0		CLEVIS, ROD END	EA	1		SEE	GRP	9901	59	3
02043		810246 (02280)								
X2 0		FITTING, LUBRICATION: control	EA	2					59	9
02044		1610BL (70270)								
X2 0		LEVER, CONTROL	EA	1		SEE	GRP	9901	59	1
02045		F209F3081 (14351)								
X2 0		NUT, PLAIN, HEXAGON: control	EA	2					59	5
02046		804776 (02280)								
0	5310-012-0376	NUT, PLAIN, HEXAGON lever mtg	EA	4	*	*	*	*	59	18
02047										
X2 0		NUT, SELF -LOCKING , HEXAGON: hook bolt	EA	2					59	8
02048		804395 (02280)								
X2 0		PAWL, BOLT HOIST	EA	1					59	14
02049		W7399A (02280)								
0	5315-839-5820	PIN, COTTER: control mtg pin	EA	1	*	*	*	*	59	2
02050										
0	5315-059-0238	PIN, COTTER: ratchet shaft	EA	1					59	15
02051										
X2 0		PIN: rod mtg 3/4 in. dia, 1 1/4 in. lg	EA	1					59	19
02052		W7560A (02280)								
X2 0		PIN, STRAIGHT, HEADED: clevis mtg	EA	1					59	4
02053		27081-22A (71843)								
X1		PLATE, ANCHOR: control (weldment)	EA	1						
02054		482005 (02280)								
X2 0		ROD, CONNECTING, SPRING: control	EA	1					59	10
02055		W7516A (02280)								
X2 0		SHAFT: pawl control	EA	1					59	13
02056		W7559A (02280)								
X2 0		SPRING, HELICAL, COMPRESSION, ROD: 1 1/2 in. od, 2 in. lg	EA	2					59	12
02057		W4181A (02280)								
0	5310-087-7493	WASHER, FLAT: spring	EA	2	*	*	*	*	59	11
02058										
0	5310-010-3320	WASHER, LOCK: lever mtg	EA	2	*	*	*	*	59	17
02059										
X2 0		SCREW, CAP, HEXAGON HEAD	EA	4						
02060		802374 (02280)								
0	5305-071-2241	SCREW, CAP, HEXAGON HEAD	EA	2	*	*	*	*		
02061										
0	5305-724-5913	SCREW, CAP, HEXAGON HEAD: block bearing mtg	EA	4	*	*	*	*	62	5
02062										
0	5305-051-0827	SCREW, CAP, HEXAGON HEAD bracket mtg	EA	2	*	*	*	*	64	14
02063										
X2 0		SCREW, CAP, HEXAGON HEAD: lever	EA	2						
02064		802754 (02280)								
X2 0	5305-724-7210	SETSCREW	EA	2						
02065										
X2 0		SHAFT: boom hoist clutch levers	EA	1					64	1
02066		580855 (02280)								
X2 0		SHAFT: crane shovel	EA	1		SEE	GRP	9901		
02067		W5565A (022805)								
X2 0		SHAFT: drum brake levers	EA	1					62	14
02068		580885 (02280)								
X2 0		SHAFT: yoke	EA	1					53	8
02069		580867 (02280)								
X2 0		SPRING: boom hoist clutch	EA	2					64	3
02070		20414M (02280)								
X2 0		SPRING: drum shaft brake pedal	EA	2		SEE	GRP	9901		
02071		W3811B (02280)								



(1) SMR CODE	(2) FEDERAL STOCK NUMBER	(3) DESCRIPTION  REF NUMBER & MFR CODE	(4) UNIT OF MEAS  USABLE ON CODE	(5) QTY INC IN UNIT	(6) 15-DAY ORGANIZATIONAL MAINTENANCE ALW				(7) ILLUS- TRATION	
					(a)	(b)	(c)	(d)	(a)	(b)
					1-5	6-20	21-50	51-100	FIG. NO.	ITEM NO.
X2 0 02072		SPRING: hanger, tube W5925A (02280)	EA	1					52	13
X2 0 02073		WASHER, FLAT: block bearing MS27183-36 (96906)	EA	4					62	10
X2 0 02074		WASHER, FLAT bracket mtg MS27183-22 (96906)	EA	2					64	15
X2 0 02075		WASHER, LOCK 805060 (02280)	EA	7						
0 02076	5310-010-3325	WASHER, LOCK: bearing mtg	EA	2	*	*	*	*	64	16
0 02077	5310-010-3325	WASHER, LOCK: block bearing mtg	EA	4	*	*	*	*	*	62
0 02078	5310-010-3323	WASHER, LOCK: lever	EA	2						
X2 0 02079		YOKE END, SHIFTER 482043 (02280)	EA	1		SEE	GRP	9901	60	10
X2 0 02080		YOKE PIN ASSEMBLY N037 (71215)	EA	4						
X2 0 02081		YOKE: shaft, lh 680755 (02280)	EA	1					53	9
X2 0 02082		YOKE: shaft, rh 680754 (02280)	EA	1					53	5
02083		7423 - GANTRY								
X2 0 02084		ANGLE: crane shovel 481548 (022805)	EA	1					65	3
X2 0 02085		BRACE 481450 (02280)	EA	1					65	6
X2 0 02086		BRACE: gantry 481448 (02280)	EA	1					65	14
X2 0 02087		COLLAR: shaft 801762 (02280)	EA	2					66	9
X2 0 02088		FITTING, LUBRICATION: sheave and block 1610BL (70270)	EA	7					66	10
X2 0 02089		GUARD: independent boom hoist W5397A (02280)	EA	1						
X2 0 02090		LEG, FRONT 580839 (02280)	EA	2					65	2
X2 0 02091		LEG, REAR: lh 680741 (02280)	EA	1					65	1
X2 0 02092		LEG, REAR: rh 680740 (02280)	EA	1					65	4
0 02093	5310-685-1429	NUT, PLAIN, HEXAGON: brace and angle mtg	EA	6	*	*	*	*	65	9
X2 0 02094		NUT, PLAIN, HEXAGON: guard mtg 804722 (02280)	EA	4						
0 02095	5315-011-9198	PIN, COTTER: leg mtg	EA	4	*	*	*	*	65	12
0 02096	5315-846-4297	PIN, COTTER: sheave mtg pin	EA	2	*	*	*	*	66	2
0 02097	5315-598-6482	PIN, COTTER: sheave shaft	EA	2	*	*	*	*	66	7
X2 0 02098		PIN: sheave mtg (special) W3793A (02280)	EA	2					66	13
X2 0 02099		PIN, STRAIGHT, HEADLESS: leg mtg 481479 (022805)	EA	2					65	11
0 02100	5305-010-0161	SCREW, CAP, HEXAGON HEAD: brace and angle mtg	EA	6	*	*	*	*	65	13

(1) SMR CODE	(2) FEDERAL STOCK NUMBER	(3) DESCRIPTION  REF NUMBER & MFR CODE	(4) UNIT OF MEAS  USABLE ON CODE	(5) QTY INC IN UNIT	(6) 15-DAY ORGANIZATIONAL MAINTENANCE ALW				(7) ILLUS- TRATION	
					(a)	(b)	(c)	(d)	(a)	(b)
					1-5	6-20	21-50	51-100	FIG. NO.	ITEM NO.
X2 0 02101		SHACKLE: sheave mtg 6B0747 (02280)	EA	1					66	3
X2 0 02102		SHAFT: sheave mtg W3774B (02280)	EA	1					66	6
X2 0 02103		SHEAVE ASSEMBLY 481556 (02280)	EA	2		SEE	GRP	9901	66	1
X2 0 02104		BEARING, SLEEVE: sheave ASD1084-4 (02280)	EA	2		SEE	GRP	9901	66	15
X2 0 02105		SHEAVE ASSEMBLY 481557 (02280)	EA	3					66	8
X2 0 02106	3120-449-5104	BEARING, SLEEVE ASD1099-1 (02280)	EA	3					66	11
X2 0 02107		SPACER W3997A (02280)	EA	1					66	5
X2 0 02108		SPACER: sheave L7061N (02280)	EA	1					66	12
X2 0 02109		WASHER, FLAT: sheave mtg W3776A (02280)	EA	1					66	14
0 02110	5310-010-3323	WASHER, LOCK: brace and angle mtg	EA	6	*	*	*	*	65	10
X2 0 02111		WASHER: sheave 804484 (02280)	RA	2					66	4
02112		7499 - CABLES AND ROPES								
X2 0 02113		WIRE ROPE ASSEMBLY: boom 38256 (02280)	EA	1						
X2 0 02114		SHACKLE 810845 (02280)	EA	1						
X2 0 02115		SOCKET, WIRE ROPE 805598 (02280)	EA	2						
M 0 02116		WIRE ROPE 380-256-05 (02280)	EA	1					48	40
P 0 02117	4010-274-6831	MANUFACTURE FROM: WIRE ROPE, STEEL (360 ft required)	FT			SEE	GRP	9501		
M 0 02118	4010-269-9335	WIRE ROPE 380-256-06 (02280)	EA	1						
P 0 02121	4010-274-6631	MANUFACTURE FROM: WIRE ROPE, STEEL (240 ft required)	FT			SEE	GRP	9501		
M 0 02122		WIRE ROPE: back hoe 805582 (02280)	EA	1					48	181
P 0 02121	4010-274-6824	MANUFACTURE FROM: WIRE ROPE: (75 ft required)	FT			SEE	GRP	9501		
M 0 02122		WIRE ROPE: back hoe, 5/8 in. dia 805583 (02280)	EA	1					48	181
P 0 02123	4010-274-6824	MANUFACTURE FROM: WIRE ROPE (110 ft required)	FT			SEE	GRP	9501		
M 0 02124		WIRE ROPE: back hoe 805583 (02280)	EA	1					44	167
P 0 02125	4010-262-2290	MANUFACTURE FROM: WIRE ROPE (61 ft required)	FT			SEE	GRP	9501		
M 0 02126	4010-269-9335	WIRE ROPE: jib boom 380-56-06 (02280)	EA	1						
P 0 02127	4010-269-9329	MANUFACTURE FROM: WIRE ROPE (35 ft required)	FT			SEE	GRP	9501		

(1) SMR CODE	(2) FEDERAL STOCK NUMBER	(3) DESCRIPTION  REF NUMBER & MFR CODE	(4) UNIT OF MEAS  USABLE ON CODE	(5) QTY INC IN UNIT	(6) 15-DAY ORGANIZATIONAL MAINTENANCE ALW				(7) ILLUS- TRATION	
					(a)	(b)	(c)	(d)	(a)	(b)
					1-5	6-20	21-50	51-100	FIG. NO.	ITEM NO.
M 0 02128 P 0 02129 M 0 02130	4010-269-9329	WIRE ROPE: Jib boom mast MANUFACTURE FROM: WIRE ROPE (75 ft required)	EA FT	1		SEE	GRP	9501	48	60
M 0 02131 P 0 02132	4010-274-6824	WIRE ROPE: shovel 805582 (02280) MANUFACTURE FROM: WIRE ROPE (118 ft required)	EA FT	1		SEE	GRP	9501	48	181
M 0 02132 P 0 02133	4010-274-6824	WIRE ROPE: shovel 805582 (02280) MANUFACTURE FROM: WIRE ROPE (89 ft required)	EA FT	1		SEE	GRP	9501	48	181
M 0 02133 P 0 02134	4010-274-6824	WIRE ROPE: shovel 805583 (02280) MANUFACTURE FROM: WIRE ROPE (27 ft required)	EA FT	1		SEE	GRP	9501		
M 0 02136 P 0 02137	4010-542-2290	WIRE ROPE: shovel 805583 (02280) MANUFACTURE FROM: WIRE ROPE (50 ft required)	EA FT	1		SEE	GRP	9501	44	167
M 0 02138 P 0 02139	4010-542-2290	WIRE ROPE: shovel, bucket trip 809132 (02280) MANUFACTURE FROM: WIRE ROPE (30 ft required)	EA FT	1		SEE	GRP	9501	44	157
M 0 02140 P 0 02141	4010-222-4484	GROUP 76 - FIRE FIGHTING EQUIPMENT COMPONENTS 7638 - PORTABLE FIRE FIGHTING EQUIPMENT (Includes Fire Extinguishers)	EA	1	*	*	*	*		
M 0 02142 P 0 02143 02144	4210-889-2221	FIRE EXTINGUISHER: dry chemical  GROUP 95 - GENERAL USE STANDARDIZED PARTS 9501 - HARDWARE SUPPLIES AND BULK MATERIEL, COMMON	EA	1	*	*	*	*		
P 0 02145	4720-289-5213	HOSE, RUBBER	FT		*	*	*	*		
P 0 02146	5975-284-7339	LOOM, WIRE	FT		*	*	*	*		
P 0 02147	4710-639-9441	PIPE, STEEL	FT		*	*	*	*		
P 0 02148	9320-901-4419	RUBBER, SPECIAL MILR3065 (81349)	FT		*	*	*	*		
P 0 02149	9510-596-3553	STEEL BAR	FT		*	*	*	*		
P 0 02150	9510-229-4854	STEEL BAR, CARBON, COLD FINISHED	FT		*	*	*	*		
P 0 02151	9510-265-1687	STEEL BAR, CARBON, COLD FINISHED	FT		*	*	*	*		
P 0 02152	4710-277-5525	TUBE, COPPER	FT		*	*	*	*		
P 0 02153	4710-277-5527	TUBE, COPPER	FT		*	*	*	*		
P 0 02154	4710-350-9886	TUBE, COPPER	FT		*	*	*	*		
P 0 02155	9505-196-1462	WIRE, ELECTRICAL	FT		*	*	*	*		
P 0 02156	9505-198-9127	WIRE, ELECTRICAL	FT		*	*	*	*		
P 0 02157	6145-772-0853	WIRE, ELECTRICAL	FT		*	*	*	*		
P 0 02158	6145-705-6674	WIRE, ELECTRICAL	FT		*	*	*	*		
P 0 02159	4010-222-4484	WIRE ROPE	FT		*	*	*	*		

(1) SMR CODE	(2) FEDERAL STOCK NUMBER	(3) DESCRIPTION  REF NUMBER & MFR CODE	(4) UNIT OF MEAS  USABLE ON CODE	(5) QTY INC IN UNIT	(6) 15-DAY ORGANIZATIONAL MAINTENANCE ALW				(7) ILLUS- TRATION	
					(a)	(b)	(c)	(d)	(a)	(b)
					1-5	6-20	21-50	51-100	FIG. NO.	ITEM NO.
P 0	4010-269-9329	WIRE ROPE	FT		*	*	*	*		
02160										
P 0	4010-542-2290	WIRFT ROPE	FT		*	*	*	*		
02161										
P 0	4010-274-6824	WIRE ROPE	FT		*	*	*	*		
02162										
P 0	4010-269-9304	WIRE ROPE	FT		*	*	*	*		
02163										
P 0	4010-274-6831	WIRE ROPE, STEEL	FT		*	*	*	*		
02164										
P 0	4010-641-3713	WIRE ROPE, STEEL	FT		*	*	*	*		
02165										
02166		GROUP 99 - PARTS PECULIAR								
02167		9901 - MULTI-LISTED PARTS								
X2 0		BEARING, SLEEVE	EA	7						
02168		ASD1084-4 (02280)								
X2 0		BOX	EA	3						
02169		806957 (02280)								
X2 0		BOX	EA	2						
02170		780896-239 (02280)								
X2 0		BOX	EA	6						
02171		805997 (02280)								
X2 0		BUSHING	EA	2						
02172		ASD1069-1 (02280)								
X2 0		CLEVIS	EA	3						
02173		810246 (02280)								
X2 0		CLEVIS	EA	2						
02174		N07 (71215)								
X2 0		COLLAR	EA	4						
02175		801643 (02280)								
X2 0		CONTROL	EA	2						
02176		2SN125 (97562)								
X2 0		COVER	EA	2						
02177		805996 (02280)								
X2 0		COVER	EA	3						
02178		805993 (02280)								
X2 0		HANGER	EA	4						
02179		809847 (02280)								
P 0	2920-961-5574	LEAD, SHIELDED	EA	2	*	*	2	2		
02180		RW376-20 (14351)								
X2 0		LEVER	EA	2						
02181		F209F3081 (14351)								
P 0	2815-605-5038	LINE ASSEMBLY	EA	2	*	*	*	2		
02182		X8016-6 (14351)								
X2 0		OILER	EA	2						
02183		TU1166 (41510)								
X2 0	5315-649-8470	PIN	EA	5						
02184		11182-6-1 (58479)								
P 0	3810-962-4520	PIN, LOCK	EA	9	*	2	2	3		
02185		480490 (02280)								
X2 0		PLATE	EA	2						
02186		W4366A (02280)								
X2 0		PULLEY, GROOVE	EA	3						
02187 1		0706-12-1 (58479)								

(1) SMR CODE	(2) FEDERAL STOCK NUMBER	(3) DESCRIPTION  REF NUMBER & MFR CODE	(4) UNIT OF MEAS  USABLE ON CODE	(5) QTY INC IN UNIT	(6) 15-DAY ORGANIZATIONAL MAINTENANCE ALW				(7) ILLUS- TRATION	
					(a)	(b)	(c)	(d)	(a)	(b)
					1-5	6-20	21-50	51-100	FIG. NO.	ITEM NO.
X2 0		ROD	EA	2						
02188		482036 (02280)								
X2 0		SHAFT	EA	3						
02189		W5565A (02280)								
X2 0		SHEAVE	EA	2						
02190		SV1281 (41510)								
X2 0		SHEAVE ASSEMBLY	EA	7						
02191		481556 (02280)								
X2 0		SHIM (as required)								
02192		482034 (02280)								
X2 0		SOCKET, WIRE ROPE	EA	5						
02193		11182-13-4 (58479)								
X2 0		SPACER	EA	5						
02194		W5701A (02280)								
X2 0		SPRING	EA	4						
02195		W3811B (02280)								
P 0	5340-878-8988	SPRING, HELICAL, EXTENSION	EA	10	*	*	2	2		
02196		482173 (02280)								
X2 0		STUD	EA	2						
02197		SD1282 (41510)								
P 0	4030-125-3101	WEDGE, WIRE ROPE SOCKET	EA	6	*	*	2	2		
02198										
X2 0		YOKE END	EA	3						
02199		482043 (02280)								

(1) SMR CODE	(2) FEDERAL STOCK NUMBER	(3) DESCRIPTION  REF NUMBER & MFR CODE	(4) UNIT OF MEAS  USABLE ON CODE	(5) QTY INC IN UNIT	(6) 15-DAY ORGANIZATIONAL MAINTENANCE ALW				(7) ILLUS- TRATION		
					(a)	(b)	(c)	(d)	(a)	(b)	
					1-5	6-20	21-50	51-100	FIG. NO.	ITEM NO.	
02200 02201 P 0 02202	2805-962-4578	PART 2. - CARRIER GROUP 01 - ENGINE 0100 - ENGINE ASSEMBLY GASKET SET: engine overhaul SS749U106 (14351) (Includes components of GASKRT SET, Stock No. 2805-962-4577, and PARTS KIT, Stock No. 2805-649-9446)	EA	1	*	*	*	2			
X1 02203		GASKET: compressor mtg R600V311 (14351)	EA	1		SEE	GRP	1209			
X1 02204		GASKET: exhaust flange X5365 (14351)	EA	3		SEE	GRP	0108			
X1 02205		GASKET: relief valve plug X386 (14351)	EA	1		SEE	GRP	0106			
X1 02206		GASKET: tachometer drive cable (1) R6001252 (14351)	EA	0							
X1 02207		GASKET: tachometer shaft R6005247 (14351)	EA	1		SEE	GRP	4701			
P 0 02208		2805-962-4577	GASKET SET: valve grind SS749U105 (14351)	EA	1	*	*	2	2		
X1 02209			GASKET: breather connector mtg R600L215 (14351)	EA	2		SEE	GRP	0106		
X1 02210			GASKET: cylinder head cover S749A306 (14351)	EA	2		SEE	GRP	0105		
X1 02211			GASKET: manifold mtg S749E301 (14351)	EA	2		SEE	GRP	0108		
X1 02212	GASKET: oil cooler housing mtg S749L308 (14351)		EA	1		SEE	GRP	0106			
X1 02213	GASKET: oil cooler mtg S749L201 (14351)		EA	2		SEE	GRP	0106			
X1 02214	GASKET: plugging screw X348 (14351)		EA	3		SEE	GRP	0503			
X1 02215	GASKET: thermostat cover 11600K329 (14351)		EA	1		SEE	GRP	0503			
X1 02216	GASKET: water inlet header R600K259 (14351)		EA	4		SEE	GRP	0503			
X1 02217	GASKET: water outlet manifold S749K200 (14351)		EA	4		SEE	GRP	0503			
X1 02218	2805-649-9446	PACKING, PREFORMED: water inlet oil cooler X1526 (14351)	EA	1		SEE	GRP	0106			
P 0 02219		PARTS KIT, OIL PUMP SS6749U102 (14351)	EA	1	*	*	*	*			
X1 02220		GASKET X211A (14351)	EA	1							
X1 02221		GASKET: crankshaft oil seal S749B305 (14351)	EA	2		SEE	GRP	0102			
X1 02222		GASKET: distributor drive housing R600S283 (14351)	EA	1		SEE	GRP	0109			
X1 02223		GASKET: endplate, front R600B306 (14351)	EA	1		SEE	GRP	0101			
X1 02224		GASKET: filler block mtg S749B200 (14351)	EA	2		SEE	GRP	0101			

(1) SMR CODE	(2) FEDERAL STOCK NUMBER	(3) DESCRIPTION  REF NUMBER & MFR CODE	(4) UNIT OF MEAS  USABLE ON CODE	(5) QTY INC IN UNIT	(6) 15-DAY ORGANIZATIONAL MAINTENANCE ALW				(7) ILLUS- TRATION	
					(a)	(b)	(c)	(d)	(a)	(b)
					1-5	6-20	21-50	51-100	FIG. NO.	ITEM NO.
X1 02225		GASKET: fuel pump hole cover R600V203 (14351)	EA	2		SEE	GRP	0302		
X1 02226		GASKET, gearcover R600B304 (14351)	EA	1		SEE	GRP	0105		
X1 02227		GASKET: handhole cover R600B301 (14351)	EA	1		SEE	GRP	0106		
X1 02228		GASKET: oil pan S749B406 (14351)	EA	1		SEE	GRP	0106		
X1 02229		GASKET: oil pan handhole cover R600B301 (14351)	EA	2		SEE	GRP	0106		
X1 02230		GASKET: oil pump cover R572L215 (14351)	EA	1		SEE	GRP	0106		
X1 02231		PACKING, MATERIAL: crankshaft, rear, oil filler block R600B223 (14351)	EA	2		SEE	GRP	0101		
X1 02232		SEAL: crankshaft, rear S749B304 (14351)	EA	2		SEE	GRP	0102		
X1 02233		SEAL, PLAIN, ENCASED: crankshaft R600L204 (14351)	EA	1		SEE	GRP	0102		
X1 02234		WASHER, NONMETALLIC: fan drive pulley R600K201 (14351)	EA	1		SEE	GRP	0102		
X1 02235		WASHER: oil pan drain plug X14439 (14351)	EA	1		SEE	GRP	0106		
X1 02236		0101 - CRANKCASE, CYLINDR HEAD								
X1 02237		GASKET: endplate, front R60B306 (14351)	EA	1						
X1 02238		(Component of PARTS KIT, Stock No. 2805649-9446, See Group 0100) GASKET: filler block mtg S749B200 (14351)	EA	2						
X1 02239		(Component of PARTS KIT, Stock No. 2805-649-9446, See Group 0100) PACKING, MATERIAL: crankshaft, rear oil filler block R600B223 (14351)	EA	2						
X1 02240		(Component of PARTS KIT, Stock No. 2805-649-9446, See Group 0100) 0102 - CRANKSHAFT								
X1 02241		GASKET: crankshaft oil seal S749B305 (14351)	EA	1						
X1 02242		(Component of PARTS KIT, Stock No. 2805-649-9446, See Group 0100) GASKET: filler block mtg S749B200 (14351)	EA	2						
X1 02243		(Component of PARTS KIT, Stock No. 2805-649-9446, See Group 0100) PACKING, MATERIAL: crankshaft, rear oil filler block R600B223 (14351)	EA	2						
X1 02244		(Component of PARTS KIT, Stock No. 2805-649-9446, See Group 0100) SEAL: crankshaft, rear S749B304 (14351)	EA	1						
X1 02245		(Component of PARTS KIT, Stock No. 2805-649-9446, See Group 0100) SEAL, PLAIN, ENCASED: crankshaft r600L204 (14351)	EA	1						
		(Component of PARTS KIT, Stock No. 2805-649-9446, See Group 0100)								

(1) SMR CODE	(2) FEDERAL STOCK NUMBER	(3) DESCRIPTION  REF NUMBER & MFR CODE	(4) UNIT OF MEAS  USABLE ON CODE	(5) QTY INC IN UNIT	(6) 15-DAY ORGANIZATIONAL MAINTENANCE ALW				(7) ILLUS- TRATION	
					(a)	(b)	(c)	(d)	(a)	(b)
					1-5	6-20	21-50	51-100	FIG. NO.	ITEM NO.
X1 02246		WASHER, NONMETALLIC: fan drive pulley R600K201 (14351) (Component of PARTS KIT, Stock No. 2805-649-9446, See Group 0100)	EA	1						
02247		0105 - VALVES, CAMSHAFTS AND TIMING SYSTEM								
X2 0 02248		COVER ASSEMBLY, CYLINDER HEAD S749A4011 (14351)	EA	1					67	
X1 02249		COVER S749A401 (14351)	EA	1					67	13
X2 0 02250		FILLER: oil H16L2070 (14351)	EA	1		SEE	GRP	0106		
X2 0 02251		STUD, PLAIN: breather connector mtg X19092 (14351)	EA	2		SEE	GRP	0106		
X2 0 02252		COVER ASSEMBLY, CYLINDER HEAD: rear S749A4021 (14351)	EA	1					67	
X1 02253		COVER S749A402 (14351)	EA	1					67	15
X2 0 02254		STUD, PLAIN: breather connector mtg X19092 (14351)	EA	2		SEE	GRP	0106		
X1 02255		GASKET: cylinder heed cover S749A306 (14351) (Components of GASKET SET, Stock No. 2805-962-4577, See Group 0100)	EA	2					67	14
X1 02256		GASKET: gearcover R600B304 (14351) (Components of PARTS KIT, Stock No. 2805-649-9446, See Group 0100)	EA	1						
X2 0 02257		THUMBSCREW: covers mtg X2920 (14351)	EA	4					67	11
X2 0 02258		WASHER, NONMETALLIC: cover mtg screw X211A (14351)	EA	4					67	12
02259		0106 - ENGINE LUBRICATION SYSTEM								
X2 0 02260		ADAPTER, TUBE: oil level gage R602L243 (14351)	EA	1					69	17
X2 0 02261		BRACE, ROD TUBE 5749L212 (14351)	EA	1					69	20
X2 0 02262		BREATHER, CRANKCASE X280 (18265)	EA	1					85	6
P 0 02263	2805-363-4695	CAP, OIL FILLER H16L3060 (14351)	EA	1	*	*	*	*	67	9
X2 0 02264		CLAMP, HOSE: packing 2481 (14351)	EA	1					85	27
X2 0 02265		CONNECTOR: crankcase ventilation S749A300 (14351)	EA	1					67	3
P 0 02266	2930-303-3257	COOLER ASSEMBLY, OIL S749L4000 (14351)	EA	1	*	*	*	*	68	2
X2 0 02267		COVER ASSEMBLY X749B3120 (14351)	EA	1					67	
X1 02268		BOSS X2591 (14351)	EA	1						
X2 0 02269		COVER S749B312 (14351)	EA	1					69	4



(1) SMR CODE	(2) FEDERAL STOCK NUMBER	(3) DESCRIPTION  REF NUMBER & MFR CODE	(4) UNIT OF MEAS  USABLE ON CODE	(5) QTY INC IN UNIT	(6) 15-DAY ORGANIZATIONAL MAINTENANCE ALW				(7) ILLUS- TRATION	
					(a)	(b)	(c)	(d)	(a)	(b)
					1-5	6-20	21-50	51-100	FIG. NO.	ITEM NO.
X2 0 02270		ELBOW, AIR FILTER TO CRANKCASE X12255 (14351)	EA	1					85	24
X2 0 02271		ELBOW, PIPE: breather mtg X12247 (14351)	EA	1					67	16
X2 0 02272		ELBOW, PIPE TO TUBE X5098 (14351)	EA	2					67	1
X2 0 02273		FILLER: oil H16L2070 (14351)	EA	1					67	10
X1 02274		CONENCTOR H16L203 (14351)	EA	1						
X1 02275 7		SCREEN RL144 (14351)	EA	1						
X1 02276		TUBE H16L201 (14351)	EA	1						
X1 02277		GASKET: breather connector mtg R600L215 (14351) (Component of GASKET, Stock No., 2805-962-4577, See Group 0100)	EA	2					67	8
X1 02278		GASKET: handhole cover R600B301 (14351) (Component of PARTS KIT, Stock No. 2805-69-9446, See Group 0100)	EA	1					69	3
X1 02279		GASKET: oil cooler housing mtg S749L308 (14351) (Component of GASKET SET, Stock No. 2805-962-4577, See Group 0100)	EA	2					68	1
X1 02280		GASKET: oil cooler mtg S749L201 (14351) (Component of GASKET SET, Stock No. 2805-962-4577, See Group 0100)	EA	1					68	3
X1 02281		GASKET: oil pan S749B406 (14351) (Component of PARTS KIT, Stock No. 2805-649-9446, See Group 0100)	EA	1						
X1 02282		GASKET: oil pan handhole cover R600B301 (14351) (Component of PARTS KIT, Stock No. 2805-649-9446, See Group 0100)	EA	1						
X1 02283		GASKET: relief valve plug X386 (14351) (Component of GASKET SET, Stock No. 2805-962-4578, See Group 0100)	EA	1					68	18
X1 02284		GASRET: oil pump cover R572L215 (14351) (Component of PARTS KIT, Stock No. 2805-649-9446, See Group 0100)	EA	1						
X2 0 02285		HOUSING: oil cooler S749L503 (14351)	EA	1					68	4
X2 0 02286		NUT, PLAIN, HEXAGON: breather connector mtg X1802G (14351)	EA	4					67	5
X2 0 02287		NUT, PLAIN, HEXAGON: collar mtg X18288 (14351)	EA	4					68	20
X2 0 02288		NUT, PLAIN, HEXAGON: cover mtg X1800C (14351)	EA	8					69	6
0 02289	5310-596-4989	NUT, PLAIN, HEXAGON: housing mtg	EA	15	*	*	*	*	68	7

(1) SMR CODE	(2) FEDERAL STOCK NUMBER	(3) DESCRIPTION  REF NUMBER & MFR CODE	(4) UNIT OF MEAS  USABLE ON CODE	(5) QTY INC IN UNIT	(6) 15-DAY ORGANIZATIONAL MAINTENANCE ALW				(7) ILLUS- TRATION	
					(a) 1-5	(b) 6-20	(c) 21-50	(d) 51-100	(a) FIG. NO.	(b) ITEM NO.
X2 0		OIL FILTER ASSEMBLY	EA	2					68	
02290		6664398 (70040)								
X2 0		BAR	EA	2					68	13
02291		65153 (81321)								
X2 0		CASE	EA	2					68	12
02292		65152 (81321)								
X2 0		CUP, SEALING	EA	2					68	10
02293		5K57341-1 (14351)								
P 0	2940-58-6283	ELEMENT	EA	2	*	2	3	5	68	9
02294		MS35802-3 (96906)								
X1		GASKET: base	EA	2					68	8
02295		57896 (81321)								
X1		GASKET: element	EA	2					68	14
02296		65107 (81321)								
X2 0		SPRING RETAINING	EA	2					68	11
02297		65106 (81321)								
X1		PACKING, PREFORMED: water inlet oil cooler	EA	1					85	28
02298		X1526 (14351)								
		(Component of GASKET SET, Stock No. 2805-962-4577, See Group 0100)								
X2 0		PIN, STRAIGHT, HEADLESS: sleeve to cylinder	EA	1					69	9
02299		6TG101 (143515)								
X2 0		PLUG, MACHINE THREAD: relief valve	EA	1					68	19
02300		S749L202 (14351)								
X2 0		PLUG, OIL PAN DRAIN	EA	1					69	8
02301		X2590 (14351)								
X2 0	4730-044-4861	PLUG, PIPE: connector	EA	1					67	7
02302										
0	4730-010-3867	PLUG, PIPE: oil cooler housing	EA	1	*	*	*	*	68	15
02303										
X2 0		ROD ASSEMBLY, OIL GAGE	EA	1					69	21
02304		S749L3060 (14351)								
X1		COVER	EA	1						
02305		K404L209 (14351)								
X1		ROD	EA	1						
02306		S749L306 (14351)								
X1		WASHER, NONMETALLIC	EA	1						
02307		K404210 (14351)								
X2 0	5305-269-3212	SCREW, CAP, HEXAGON HEAD: brace mtg	EA	2					69	23
02308										
X2 0		SLEEVE, OIL PRESSURE RELIEF VALVE	EA	1					68	16
02309		R600L344 (14351)								
X2 0		SPACER: rod brake	EA	1					69	22
02310		X14399 (14351)								
P 0	2805-341-3978	SPRING, HELICAL, COMPRESSION: relief valve	EA	1	*	*	*	*	68	17
02311		R600L268 (14351)								
X2 0		STUD, PLAIN: breather connector mtg	EA	4					67	6
02312		X19092 (14351)								
X2 0		SUPPORT, OIL LEVEL GAGE	EA	1					69	19
02313		10EL227 (14351)								
X2 0		TUBE, BREATHER	EA	1					85	23
02314		B600V205 (14351)								
X2 0		TUBE, COPPER: valve to manifold	EA	1					67	2
02315		S749F4040 (14351)								

(1) SMR CODE	(2) FEDERAL STOCK NUMBER	(3) DESCRIPTION  REF NUMBER & MFR CODE	(4) UNIT OF MEAS  USABLE ON CODE	(5) QTY INC IN UNIT	(6) 15-DAY ORGANIZATIONAL MAINTENANCE ALW				(7) ILLUS- TRATION	
					(a)	(b)	(c)	(d)	(a)	(b)
					1-5	6-20	21-50	51-100	FIG. NO.	ITEM NO.
X2 0 02316 X1		NUT, TUBE COUPLING X5096 (14351)	EA	2						
02317 X2 0 02318		TUBE S749F404 (14351)	EA	1						
X2 0 02319		TUBE, GAGE ROD S749L213 (14351)	EA	1				69	18	
X2 0 02320		VALVE, CRANKCASE BREATHER S749F201 (14351)	EA	1				67	17	
0 02321	5310-894-9407	VALVE, RELIEF: crankcase R600L266 (14351)	EA	1				69	10	
X2 0 02322		WASHER, FLAT: housing mtg	EA	15	*	*	*	*	68	5
X2 0 02323		WASHER, LOCK: breather connector mtg X203 (14351)	EA	4				67	4	
X2 0 02324		WASHER, LOCK: cover mtg X201 (14351)	EA	8				69	5	
X1 02325	5310-011-5549	WASHER, LOCK: housing mtg	EA	15	*	*	*	*	68	6
02326 X2 0 02327		WASHER: oil pan drain plug X14439 (14351) (Component of PARTS KIT, Stock No. 2805-649-9446, See Group 0100) 0108 - MANIFOLDS	EA	1				69	7	
X2 0 02328		CRAB, EXHAUST MANIFOLD R600E200 (14351)	EA	1				70	17	
X2 0 02329		CRAB, EXHAUST MANIFOLD 15RE200 (14351)	EA	9				70	19	
X2 0 02330		CRAB, MANIFOLD R600E207 (14351)	EA	2				70	7	
X2 0 02331		CRAB, MANIFOLD S749E201 (14351)	EA	1				70	5	
X1 02332		FLANGE, EXHAUST S749E300 (14351)	EA	1				83	2	
X1 02333		GASKET: exhaust flange X5365 (14351) (Component of GASKET SET, Stock No. 2805-962-4578, See Group 0100)	EA	3				83	1	
X2 0 02334		GASKET: manifold mtg S749E301 (14351) (Component of GASKET SET, Stock No. 2805-962-4577, See Group 0100)	EA	2				70	1	
X2 0 02335		MANIFOLD ASSEMBLY: intake and exhaust S749E40927 (14351)	EA	1				70		
X2 0 02336		MANIFOLD, CENTER S749E502 (14351)	EA	1				70	11	
X2 0 02337		MANIFOLD, FRONT S749E409 (14351)	EA	1				70	9	
X2 0 02338		MANIFOLD, INTAKE S820F600 (14351)	EA	1				70	2	
X2 0 02339		MANIFOLD, REAR S749E408 (14351)	EA	1				70	15	
X2 0 02340		NUT, PLAIN, HEXAGON X18111 (14351)	EA	3				70	3	
		PIN, STRAIGHT, HEADLESS: manifolds mtg V800B208 (14351)	EA	4				70	16	

(1) SMR CODE	(2) FEDERAL STOCK NUMBER	(3) DESCRIPTION  REF NUMBER & MFR CODE	(4) UNIT OF MEAS  USABLE ON CODE	(5) QTY INC IN UNIT	(6) 15-DAY ORGANIZATIONAL MAINTENANCE ALW				(7) ILLUS- TRATION	
					(a)	(b)	(c)	(d)	(a)	(b)
					1-5	6-20	21-50	51-100	FIG. NO.	ITEM NO.
X2 0 02341		RING, SEALING M290A313 (14351)	EA	4					70	10
X2 0 02342		SPACER S749E303 (14351)	EA	1					70	20
X2 0 02343		STUD, PLAIN X4428 (14351)	EA	3					70	18
X2 0 02344		STUD, PLAIN: carburetor to manifold 20044 (14351)	EA	6					70	6
X2 0 02345		STUD, PLAIN: exhaust flange X4339 (14351)	EA	4					70	12
0 02346	5307-447-7372	STUD, PLAIN: intake manifold mtg	EA	2					70	8
X2 0 02347		WASHER X14455 (14351)	EA	1					70	4
0 02348	5310-976-0339	WASHER, FLAT: intake manifold mtg	EA	3	*	*	*	*	70	3
X2 0 02349		WASHER, FLAT: intake manifold mtg 3XX14279 (14351)	EA	6					70	4
0 02350	5310-276-8601	NUT, PLAIN, HEXAGON: exhaust flange	EA	4	*	*	*	*	70	14
0 02351	5307-206-5461	STUD, PLAIN: Intake and exhaust manifold mtg	EA	2	*	*	*	*	70	6
0 02352	5307-206-5441	STUD, PLAIN: manifold and sections mtg	EA	2	*	*	*	*	70	8
0 02353	5307-206 8504	STUD, PLAIN: manifold mtg	EA	1	*	*	*	*	70	12
0 02354	5310-167-0822	STUD, FLAT: exhaust flange	EA	4	*	*	*	*		
02355		0109 - ACCESSORY DRIVE MECHANISM								
X2 0 02356		BEARING, BALL, ANNULAR: housing 13808 (14351)	EA	1					71	13
X2 0 02357		FITTING, LUBRICATION: housing X940 (14351)	EA	1					71	12
X1 02358		GASKET: distributor drive housing R600S283 (14351)	EA	1					71	26
X2 0 02359	2990-289-7368	(Component of PARTS KIT, Stock No. 2805-649-9446, See Group 0100) GEAR, HELICAL: distributor drive	EA	1					71	24
X2 0 02360		HOUSING AND BUSHING 5749M3300 (14351)	EA	1					71	
X2 0 02361		BUSHING R600M222 (1151)	EA	2					71	27
X1 02362		HOUSING S749M330 (14351)	EA	1					71	22
X2 0 02363		PIN, STRAIGHT, HEADLESS: gear SAL105 (14351)	EA	1					71	23
0 02364	5305-269-3212	SCREW, CAP, HEXAGON HEAD: drive mtg	EA	2	*	*	*	*	71	20
X2 0 02365		SHAFT ASSEMBLY, DISTRIBUTOR DRIVE S7491110 (14351)	EA	1					71	11
X2 0 02366		COUPLING PYN 201 (14351)	EA	1					71	8
X2 0 0236		PIN, STRAIGHT, HEADLESS X1735 (14351)	EA	1					71	10
X1 02368		SHAFT R602M214 (14351)	EA	1						
X2 0 02369		SPACER, SLEEVE: drive housing S820M301 (14351)	EA	1					71	9

(1) SMR CODE	(2) FEDERAL STOCK NUMBER	(3) DESCRIPTION  REF NUMBER & MFR CODE	(4) USABLE ON CODE	(5) UNIT OF MEAS  QTY INC IN UNIT	(6) 15-DAY ORGANIZATIONAL MAINTENANCE ALW				(7) ILLUS- TRATION		
					(a)	(b)	(c)	(d)	(a)	(b)	
					1-5	6-20	21-50	51-100	FIG. NO.	ITEM NO.	
0	5310-261-7340	WASHER, LOCK: drive mtg		EA	2	*	*	*	*	71	21
02370											
X2 0		WASHER, THRUST: drive gear		EA	1					71	25
02371		R600H228 (14351)									
02372		GROUP 02 - CLUTCH									
02373		0200 - CLUTCH ASSEMBLY									
X2 0	4730-050-4208	FITTING, LUBRICATION: housing		EA	2					95	7
02374											
X2 0		FITTING, LUBRICATION: release bearing		EA	1						
02375		500168-2 (95019)									
02376		0202 - CLUTCH RELEASE MECHANISM									
P 0	2530-450-9287	BOOT: clutch pedal		EA	1	*	*	*	*	72	17
02377		A123006 (70281)									
X2 0		CLAMP, HOSE: boot		EA	1					72	22
02378		19125006 (00000)									
X2 0		CONTROL ASSEMBLY: clutch		EA	1					72	
02379		780840 (02280)									
X2 0		BLOCK, PILLOW: clutch control		EA	2					72	4
02380		580858 (02280)									
X2 0		BOLT, MACHINE: control levers		EA	1					72	9
02381		801904 (02280)									
X1		BRACKET		EA	1						
02382		481906 (02280)									
X2 0		CRANK, CLUTCH CONTROL		EA	1					72	8
02383		580860 (02280)									
X2 0		CRANK, CLUTCH CONTROL		EA	1					72	16
02384		580859 (02280)									
X2 0		FITTING, LUBICATION		EA	2					72	26
02385		MS15003-1 (96906)									
X2 0		KEY, MACHINE		EA	2					72	27
02386		481995 (02280)									
X2 0		LEVER, CLUTCH PEDAL		EA	1					72	1
02387		680739 (02280)									
0	5310-732-0558	NUT, PLAIN, HEXAGON: clutch control levers		EA	1	*	*	*	*	72	25
02388											
0	5310-732-0558	NUT, PLAIN, HEXAGON: crank		EA	1	*	*	*	*	72	6
02389											
X2 0		NUT, PLAIN, HEXAGON: pillow block mtg		EA	4					72	3
02390		804722 (02280)									
X2 0	5315-013-7218	PIN, COTTER: rod mtg pin		EA	2					72	11
02391											
X2 0		PIN, STRAIGHT, HEADED: clevis rod		EA	2					72	12
02392		2708-1-2-8A (71843)									
X2 0		ROD, CLUTCH CONTROL		EA	1					72	13
02393		580831 (02280)									
X2 0		CLEVIS, ROD END		EA	1					72	15
02394		2708-8A (71843)									
0	5310-763-8901	NUT, PLAIN, PLAIN, HEXAGON clevis rod		EA	1	*	*	*	*	72	14
02395											
X2 0		ROD, REMOTE CONTROL		EA	1						
02396		481435 (02280)									
0	5305-021-5465	SCREW, CAP, HEXAGON HEAD: clutch control levers		EA	1	*	*	*	*	72	23
02397											
0	5305-042-8211	SCREW, CAP, HEXAGON HEAD: pillow block mtg		EA	3	*	*	*	*	72	21
02398											
0	5305-724-5910	SCREW, CAP, HEXAGON HEAD: pillow block mtg		EA	2	*	*	*	*	72	29
02399											

(1) SMR CODE	(2) FEDERAL STOCK NUMBER	(3) DESCRIPTION  REF NUMBER & MFR CODE	(4) USABLE ON CODE	(5) UNIT OF MEAS	(6) QTY INC IN UNIT	(6) 15-DAY ORGANIZATIONAL MAINTENANCE ALW				(7) ILLUS- TRATION	
						(a)	(b)	(c)	(d)	(a)	(b)
						1-5	6-20	21-50	51-100	FIG. NO.	ITEM NO.
X2 0 02400 X2 0 02401		SHAFT, CLUTCH CONTROL 481526 (02280) SHIM: pillow block, steel 1 1/4 in. w, 5 1/4 in. lg, 0.063 in. thk (as required) 481560 (02280)		EA	1					72	28
X2 0 02402		SPACER: 1 1/16 in. id, 1 7/8 in. od, 7/8 in. lg L7115L (02280)		EA	1					72	5
X2 0 02403		SPRING, HELICAL, EXTENSION: control rod lever W5016A (02280)		EA	1					72	10
0 02404	5310-261-7340	WASHER, LOCK: clutch control levers		EA	2	*	*	*	*	72	4
0 02405	5310-010-3319	WASHER, LOCK: crank		EA	3	*	*	*	*	72	7
0 02406	5310-017-7581	WASHER, LOCK: pillow block mtg		EA	4	*	*	*	*	72	2
X2 0 02407		NUT, PLAIN, HEXAGON: boot mtg		EA	4					72	18
0 02408	5310-014-0233	NUT, PLAIN, HEXAGON: screw		EA	4	*	*	*	*	72	6
X2 0 02409	5305-068-0502	SCREW, CAP, HEXAGON HEAD: boot mtg		EA	4					72	20
X2 0 02410		SCREW, MACHINE: arm 201050 (12603)		EA	1						
0 02411	5310-054-1844	WASHER, LOCK: arm bolt		EA	1	*	*	*	*	72	7
X2 0 02412	5310-010-3319	WASHER, LOCK: boot mtg		EA	4					72	19
02413 02414		GROUP 03 - FUEL SYSTEM 0301 - CARBURETOR									
P 0 02415	2910-731-8491	CARBURETOR ASSEMBLY 12398 (79960)		EA	1	*	*	*	2	75	6
X1 02416		BODY, THROTTLE B12-12398 (79960)		EA	1					74	9
X1 02417		ARM, THROTTLE CLAMP C24-10X6 (79960)		EA	1					74	17
X1 02418		DRIVER, SHAFT THOTTLE C99-33 (79960)		EA	1					74	13
X1 02419		LEVER AND THROTTLE STOP C326-6 (79960)		EA	1					74	5
X1 02420		SCREW, MACHINE: lever stop C111-62 (79960)		EA	1					74	1
X1 02421		SPRING, HELICAL, COMPRESSION: stop screw C11162 (79960)		EA	1					74	2
X1 02422		PLATE, THROTTLE C21-187 (79960)		EA	2					74	11
X1 02423		SCREW AND STOP PIN: lever C139-16 (79960)		EA	1					74	3
X1 02424		SCREW, MACHINE: driver C14052 (79960)		EA	1					74	15
X1 02425		SCREW, MACHINE: lever clap T8S10-9 (79960)		EA	1					74	16
X1 02426		SHAFT AND RING C23-527 (79960)		EA	1					74	10
X1 02427		SPRING, HELICAL, COMPRESSION: adjusting needle 6111-9 (79960)		EA	1					74	6
X1 02428		WASHER, LOCK: driver screw T45-8 (79960)		EA	1					74	14

(1) SMR CODE	(2) FEDERAL STOCK NUMBER	(3) DESCRIPTION  REF NUMBER & MFR CODE	(4) UNIT OF MEAS  USABLE ON CODE	(5) QTY INC IN UNIT	(6) 15-DAY ORGANIZATIONAL MAINTENANCE ALW				(7) ILLUS- TRATION	
					(a)	(b)	(c)	(d)	(a)	(b)
					1-5	6-20	21-50	51-100	FIG. NO.	ITEM NO.
X1		WASHER, LOCK: stop pin T41-10 (79960)	EA	1					74	4
02429 X1		WASHER, LOCK: stop pin screw T41-10 (79960)	EA	2					74	4
02430 X1		WASHER, SHAFT SPACER CT52-44 (79960)	EA	1					74	12
02431 X1		BODY, UNION FUEL INLET C148-9F (79960)	EA	1					73	2
02432 X1		BOLT, MACHINE: bowl to body assembly T312S38-14 (79960)	EA	1					74	8
02433 x1		BOWL, FUEL A3-104A (79960)	EA	1					73	9
02434 X1		BRACKET ASSEMBLY: choke C109-40-1 (79960)	EA	1					73	19
02435 X1		COVER, BOWL B622A1 (79960)	EA	1					73	4
02436 X1		FLOAT, CARBURET C85-100 (79960)	EA	1					73	5
02437 X1		JET, DISCHARGE C6675-130 (79960)	EA	2					73	18
02438 X1		LEVER, CHOKE C24-11CM1X3 (79960)	EA	1					73	22
02439 X1		NUT, PLAIN, HEXAGON: choke top screw T22S10 (79960)	EA	1					73	11
02440 X1		PLATE, CHOKE C101-48 (79960)	EA	1					73	17
02441 X1		PLATE, COVER, CARBURETER C135-14 (79960)	EA	1					73	14
02442 X1		PLUG, FILTER C149-16 (79960)	EA	1					73	3
02443 X1		PLUG, MACHINE THREADED C138-24 (79960)	EA	2					73	12
02444 X1		PLUG, PIPE CT91-3 (79960)	EA	3					73	25
02445 X1		SCREW, BOWL COVER T318S301 (79960)	EA	4					73	1
02446 X1		SCREW, MACHINE: bracket and cover assembly C140-39 (79960)	EA	4					73	16
02447 x1		SCREW, MACHINE: choke stop T1S10-10 (79960)	EA	1					73	10
02448 X1		SCREW, MACHINE: lever clamp T8S10-9 (79960)	EA	1					73	21
02449 X1	5305-275-3986	SCREW, MACHINE: lever swivel T8S8-9 (79960)	EA	1					73	23
02450 X1		SCREW, MEACHINE tube clamp C140-38 (79960)	EA	1					73	24
02451 X1		SHAFT, CHOKE C105-210 (79960)	EA	1					73	13
02452 X1		SPRING, HELICAL, TORSION C117-54 (79960)	EA	1					73	20
02453 X1		VENT, METERING WELL C77-25-70 (79960)	EA	1					73	8
02454										

(1) SMR CODE	(2) FEDERAL STOCK NUMBER	(3) DESCRIPTION  REF NUMBER & MFR CODE	(4) UNIT OF MEAS  USABLE ON CODE	(5) QTY INC IN UNIT	(6) 15-DAY ORGANIZATIONAL MAINTENANCE ALW				(7) ILLUS- TRATION		
					(a) 1-5	(b) 6-20	(c) 21-50	(d) 51-100	(a) FIG. NO.	(b) ITEM NO.	
X1 02455 X1 02456 X1 02457 X1 02458 X2 0 02459 X2 0 02460 0 02461 02462	5310-261-7340	VENTURI B38-69-42 (79960) WELL, METERING C76-42 (79960) WELL, METERING, SECONDARY C76-42 (79960) WASHER, LOCK: bracket CT43-108 (79960) INSULATOR, HEAT R600F292 (14351) NUT, PLAIN, HEXAGON: carburetor mtg X18237 (14351) WASHER, LOCK, carburetor mtg	EA	1					74	7	
X1 02463			GASKET: fuel pump hole cover R600V203 (14351) (Component of PARTS KIT, Stock No. 2805-649-9446, See Group 0100) NUT, PLAIN, HEXAGON: fuel pump mtg	EA	2					73	6
0 02464 P 0 02465 0 02466 0		5310-017-7581		EA	2	*	*	*	*	77	7
02466 0		2910-710-6054	PUMP, FUEL, ELECTRICAL 477883 (72580)	EA	1	*	*	2	2	77	8
02467 02468		5305-225-3839	SCREW, CAP, HEXAGON HEAD: fuel pump mtg	EA	2	*	*	*	*	77	5
X2 0 02469 X2 0 02470 X2 0 02471 X2 0 02472 X1 02473 X2 0 02474 X2 0 02475 X2 0 02476 X2 0 02477 P 0 02478 X2 0 02479 0		5310-010-3319	WASHER, LOCK: fuel pump mtg	EA	2	*	*	*	*	77	6
02480 X2 0 02481 X2 0 02482			0302 - FUEL PUMPS								
			0304 - AIR CLEANER								
			ADAPTER P10-1290 (18265) ADAPTER: tubing to carburetor P8-217 (18265) AIR CLEANER: engine KAX00-0379 (18265) BAND P10-1467 (18265) BODY P10-2409 (18265) BRACKET AAH00-0378 (18265) CUP, INNER P10-2411 (18265) CUP, OUTER P10-2410 (18265) ELEMENT P16735 (18265) GASKET: outer cup P10-2412 (18265) SLIDE ROD ASSEMBLY P16731 (18265)	EA	1					76	13
		2940-966-9130		EA	1	*	*	*	*	76	17
	5306-225-8499	BOLT, MACHINE: air cleaner mtg	EA	4	*	*	*	*	76	25	
		BOLT, MACHINE: flange mtg 804246 (02280) BOLT, U: tubing, 5 1/4 grip length, 4 3/4 in. between ends 482009 (02280)	EA	4					75	3	
			EA	1					76	12	



(1) SMR CODE	(2) FEDERAL STOCK NUMBER	(3) DESCRIPTION  REF NUMBER & MFR CODE	(4) UNIT OF MEAS  USABLE ON CODE	(5) QTY INC IN UNIT	(6) 15-DAY ORGANIZATIONAL MAINTENANCE ALW				(7) ILLUS- TRATION	
					(a)	(b)	(c)	(d)	(a)	(b)
					1-5	6-20	21-50	51-100	FIG. NO.	ITEM NO.
X2 0 02483		BRACKET: air cleaner mtg, lh 482022 (02280)	EA	1					76	23
X2 0 02484		BRACKET: air cleaner mtg, rh 481021 (02280)	EA	1					76	23
X2 0 02485		BRACKET: U-bolt 482023 (02280)	EA	1					76	10
X2 0 02486		CLAMP: hose to tubing 780910-30 (02280)	EA	3					76	3
X2 0 02487		FLANGE: tube to carburetor NYH0336 (18265)	EA	1					75	2
M 0 02488		GASKET: flange mtg 481643 (0228)	EA	1					75	1
P 0 02489	5330-467-3615	MANUFACTURE FROM: PAPER, GASKET (5 in. x 5 in. required)	YD			SEE	GRP	9501		
X2 0 02490		HOOD: air cleaner GAH00-0170 (18265)	EA	1					76	2
X2 0 02491		HOSE: tubing to air cleaner 481651 (02280)	EA	1					76	4
0 02492	5310-012-0376	NUT, PLAIN, HEXAGON: air cleaner and bracket mtg	EA	8	*	*	*	*	76	21
X2 0 02493		NUT, PLAIN, HEXAGON: bracket mtg 804716 (02280)	EA	2					76	5
X2 0 02494		NUT, PLAIN, HEXAGON: flange mtg 804717 (02280)	EA	4					75	5
X2 0 02495	5310-017-7581	NUT, PLAIN, HEXAGON: U-bolt	EA	2					76	8
0 02496	4730-364-1466	PLUG, PIPE	EA	1		*	*	*	*	*
X2 0 02497		SCREW, CAP, HEXAGON HEAD: bracket mtg 810329 (02280)	EA	2					76	7
0 02498	5305-044153	SCREW, CAP, HEXAGON HEAD: bracket mtg	EA	2	*	*	*	*	76	24
X2 0 02499		TUBING: air cleaner to carburetor 481565 (02280)	EA	1					76	11
0 02500	5310-010-3320	WASHER, LOCK: air cleaner and bracket mtg	EA	8	*	*	*	*	76	22
X2 0 02501		WASHER, LOCK: bracket mtg 805056 (02280)	EA	2					76	6
X2 0 02502		WASER, LOCK: flange mtg 804057 (02280)	EA	4					75	4
X2 0 02503	5310-010-3319	WASHER, LOCK: U-bolt	EA	2					76	9
02504		0306 - TANKS, LINES, FITTINGS								
X2 0 02505		ADAPTER, STRAIGHT, PIPE TO TUBE 810677 (02280)	EA	1					77	13
X2 0 02506		ADAPTER, STRAIGHT, PIPE TO TUBE: filter mtg 810629 (02280)	EA	2					77	3
X2 0 02507		ANGLE (welded to frame) 481404 (02280)	EA	1						
X2 0 02508		ANGLE (welded to frame) 481493 (02280)	EA	1						
X2 0 02509		ANGLE (welded to frame) 481494 (02280)	EA	1						
X2 0 02510		CLAMP 780824-103 (02280)	EA	1						
X2 0 02511	4730-277-9132	ELBOW, PIPE TO TUBE	EA	1					77	9

(1) SMR CODE	(2) FEDERAL STOCK NUMBER	(3) DESCRIPTION  REF NUMBER & MFR CODE	(4) UNIT OF MEAS  USABLE ON CODE	(5) QTY INC IN UNIT	(6) 15-DAY ORGANIZATIONAL MAINTENANCE ALW				(7) ILLUS- TRATION	
					(a)	(b)	(c)	(d)	(a)	(b)
					1-5	6-20	21-50	51-100	FIG. NO.	ITEM NO.
X2 02512	0	ELBOW, PIPE TO TUBE: line assembly 49I6B (04255)	EA	1					77	12
X2 02513	0	ELBOW, PIPE TO TUBE: tank suction 805736 (02280)	EA	1					79	8
X2 02514	0	FUEL TANK ASSEMBLY AMH1807 (98624)	EA	1					79	
X2 02515	0	BRACKET: tank mtg 1066F (98624)	EA	2					79	16
P 02516	2910-442-5844	CAP, FUEL TANK 218 (98624)	EA	1	*	*	*	2	79	3
X2 02517	0	GASKET: sending unit 515 (98624)	EA	1		SEE	GRP	0610		
X2 02518	0	NUT, PLAIN HEXAGON: strap to tank 002 (98645)	EA	4					79	5
X2 02519	0	PLUG, DRAIN 22 (98624)	EA	1					79	10
X2 02520	0	SCREW, MACHINE: sending unit 10-32 (98624)	EA	5		SEE	GRP	0610		
X2 02521	0	SENDING UNIT: fuel gage 507AW (98738)	EA	1		SEE	GRP	0610		
P 02522	4730-107-2966	STRAINER, FUEL EX620 (98624)	EA	1	*	*	*	*	79	2
X1 02523	0	TANK AMH1815 (98624)	EA	1					79	1
X2 02524	0	TUBE, SUCTION 266T (98624)	EA	1					79	7
X2 02525	0	WASHER, LOCK: strap to tank 001 (98624)	EA	1				2	79	11
X2 02526	0	HOSE ASSEMBLY 481717 (02280)	EA	1					77	11
X2 02527	0	HOSE ASSEMBLY: fuel pump to filter 481718 (02280)	EA	1					77	4
X2 02528	0	HOSE ASSEMBLY: fuel pump to line 481533 (02280)	EA	1					77	10
X2 02529	0	LINE, FUEL 481853 (02280)	EA	1					79	9
X2 02530	0	NUT, PLAIN, HEXAGON: bracket mtg 804722 (02280)	EA	6					79	12
X2 02531	0	NUT, PLAIN, HEXAGON: plate mtg 804720 (02280)	EA	6					78	8
X2 02532	0	NUT, TUBE COUPLING 310743 (02280)	EA	6						
X2110 02533	0	PLATE fuel tank 580808 (02280)	EA	1					78	1
0 02534	5305-068-0502	SCREW, CAP, HEXAGON HEAD: bracket mtg	EA	2	*	*	*	*	79	3
0 02535	5305-724-5910	SCREW, CAP, HEXAGON HEAD: bracket mtg	EA	6	*	*	*	*	78	2
X2 02536	0	SCREW CAP, HEXAGON HEAD: plate mtg 811120 (02280)	EA	6					78	2
0 02537	310-951-7209	WASHER, FLAT: tank bracket mtg	EA	2	*	*	*	*	79	14
0 02538	5310-010-3325	WASHER, LOCK: bracket to frame	EA	6	*	*	*	*	79	11
0 02539	5310-010-3323	WASHER, LOCK: plate mtg	EA	6	*	*	*	*	78	7

(1) SMR CODE	(2) FEDERAL STOCK NUMBER	(3) DESCRIPTION  REF NUMBER & MFR CODE	(4) UNIT OF MEAS  USABLE ON CODE	(5) QTY INC IN UNIT	(6) 15-DAY ORGANIZATIONAL MAINTENANCE ALW				(7) ILLUS- TRATION	
					(a)	(b)	(c)	(d)	(a)	(b)
					1-5	6-20	21-50	51-100	FIG. NO.	ITEM NO.
02540		0308 - ENGINE SPEED GOVERNOR								
X2 0		BRACKET, GOVERNOR TO CARBURETOR	EA	1					80	2
02541		G11303 (77260)								
X2 0		CABLE ASSEMBLY, FLEXIBLE: governor	EA	1					80	8
02542		R602S2510 (14351)								
X2 0		CLIP: cable	EA	1					80	9
02543		X12365 (14351)								
X2 0		GASKET: carburetor to mtg bracket	EA	1					80	1
02544		X1461 (77260)								
X2 0		GASKET: governor to bracket	EA	1					80	5
02545		X162 (77260)								
P 0	2990-962-4594	GOVERNOR ASSEMBLY	EA	1	*	*	*	*	80	7
02546		MA1818A1 (77260)								
X2 0		SCREW, CAP, HEXAGON HEAD: bracket mtg	EA	2					80	13
02547		X922-1 (77260)								
X2 0		SCREW, MACHINE: bracket mtg	EA	4					80	4
02548		X1670-1 (77260)								
0	5305-068-0500	SCREW, CAP, HEXAGON HEAD: clip mtg	EA	1	*	*	*	*	80	11
02549										
0	5310-655-6182	WASHER, LOCK: bracket attaching	EA	4	*	*	*	*	80	12
02550										
X2 0		WASHER, LOCK: bracket mtg	EA	2					80	3
02551		X1050-1 (77260)								
X2 0	5310-010-3319	WASHER, LOCK: clip mtg	EA	1					80	10
02552										
X2 0		WIRE, SEAL	EA	3					80	6
02553		X1288 (77260)								
02554		0309 - FUEL FILTERS								
X2 0		FILTER, FUEL	EA	1					77	18
02555		854914 (70040)								
X1		BAIL	EA	1						
02556		854254 (70040)								
X2 0		BOWL, STRAINER	EA	1					77	14
02557		854253 (70040)								
P 0	2910-652-4446	FILTER ELEMENT, FLUID PRESSURE	EA	1	*	*	2	2	77	16
02558		854347 (70040)								
P 0	2910-594-2293	GASKET: bowl	EA	1	*	2	3	5	77	17
02559		854389 (70040)								
P 0	2910-895-3253	GASKET: bowl	EA	1	*	2	3	5	77	15
02560		854390 (70040)								
X2 0		NUT, JAM: filter mtg	EA	1					77	1
02561		804782 (02280)								
X2 0		WASHER, LOCK: filter mtg	EA	1					77	2
02562		804409 (02280)								
02563		0311 - ENGINE STARTING AIDS								
X2 0		ELBOW ASSEMBLY, PIPE TO TUBE	EA	1					81	6
02564		R602F2290 (14351)								
0	4730-018-9566	PLUG, PIPE: No. 1 cylinder toe	EA	1	*	*	*	*	81	2
02565										
X2 0		TEE ASSEMBLY, PIPE TO TUBE	EA	5					81	1
02566		R602F2280 (14351)								
X2 0		TUBE, PRIMER: No. 1 to No. 2 and No. 5 to No. 6 cylinder	EA	2					81	3
02567		S820F203 (14351)								

(1) SMR CODE	(2) FEDERAL STOCK NUMBER	(3) DESCRIPTION  REF NUMBER & MFR CODE	(4) UNIT OF MEAS  USABLE ON CODE	(5) QTY INC IN UNIT	(6) 15-DAY ORGANIZATIONAL MAINTENANCE ALW				(7) ILLUS- TRATION	
					(a)	(b)	(c)	(d)	(a)	(b)
					1-5	6-20	21-50	51-100	FIG. NO.	ITEM NO.
X2 0 02568		TUBE, PRIMER: No. 2 to No. 3 and No. 4 to No. 5 cylinder S820F20 4 (14351)	EA	2					81	4
X2 0 02569		TUBE, PRIMER: No. 3 to No. 4 cylinder S820F202 (14351)	EA	1					81	5
02570 P 0 02571	2910-065-1921	0312 - ACCELERATOR, CHOKE CONTROLS CONTROL, CHOKE 481622 (02280)	EA	1	*	*	*	*	91	5
P 0 02572	3810-075-7070	CONTROL, THROTTLE 481968 (02280)	EA	1	*	*	*	*	91	6
X2 0 02573		THROTTLE LINKAGE ASSEMBLY 780872 (C2280)	EA	1					82	
X2 0 02574		BALL JOINTs rods EA 4 82 12 SP211CP (01428)								
X2 0 02575		BRACKET: pedal 481606 (02280)	EA	1					82	7
X2 0 02576		BUSHING 805B90-10BRZ (71843)	EA	2					82	9
X2 0 02577		BRACKET: shaft 580884 (02280)	EA	1					82	19
X2 0 02578		BUSHING 805B90-10BRZ (71843)	EA	2					82	9
X2 0 02579		BRACKET: spring attaching 481656 (02280)	EA	1					82	14
X2 0 02580		BRACKET: throttle control (weldment) 482051 (02280)	EA	1						
X2 0 02581		COLLAR: pedal 800004 (02280)	EA	2					82	6
X2 0 02582		FITTING, LUBRICATION: bracket 1610BL (70270)	EA	1					82	8
X2 0 02583		LEVER 481607 (02280)	EA	2					82	11
X2 0 02584		LEVER: shaft and rod 48608 (02280)	EA	1					82	22
0 02585	5310-732-0558	NUT, PLAIN, HEXAGON: bracket mtg	EA	6	*	*	*	*	82	21
0 02586	5310-619-3556	NUT, PLAIN, HEXAGON: rod and ball joint	EA	8	*	*	*	*	82	16
0 02587	5310-619-3555	NUT, PLAIN, HEXAGON: stop mtg	EA	1	*	*	*	*	82	5
X2 0 02588		PEDAL 580883 (02280)	EA	1					82	1
X2 0 02589		ROD: ball joint 481604 (02280)	EA	1					82	17
X2 0 02590		ROD: ball joint 481605 (02280)	EA	1					82	23
0 02591	5305-071-2243	SCREW, CAP, HEXAGON HEAD: bracket mtg	EA	2	*	*	*	*	82	24
X2 0 02592		SCREW, CAP, HEXAGON HEAD: stop mtg 802293 (02280)	EA	1					82	2
X2 0 02593		SETSCREW: levers and collars 803332 (02280)	EA	5					82	10
X2 0 02594		SHAFT levers 481996 (02280)	EA	1					82	18
X2 0 02595		SPRING, HELICAL, EXTENSION 20414AC (02280)	EA	1					82	13

(1) SMR CODE	(2) FEDERAL STOCK NUMBER	(3) DESCRIPTION  REF NUMBER & MFR CODE	(4) UNIT OF MEAS  USABLE ON CODE	(5) QTY INC IN UNIT	(6) 15-DAY ORGANIZATIONAL MAINTENANCE ALW				(7) ILLUS- TRATION	
					(a)	(b)	(c)	(d)	(a)	(b)
					1-5	6-20	21-50	51-100	FIG. NO.	ITEM NO.
X2 0 02596		STOP, PEDAL 481655 (02280)	EA	1					82	3
0 02597	5310-010-3319	WASHER, LOCK: ball joints and rods	EA	4	*	*	*	*	82	15
0 02598	5310-261-7340	WASHER, LOCK: brackets mtg	EA	6	*	*	*	*	82	20
0 02599	5310-261-7340	WASHER, LOCK: stop mtg	EA	1	*	*	*	*	82	4
02600 02601		GROUP 04 - EXHAUST SYSTEM 0401 - MUFFLER AND PIPES								
X2 0 02602		BAR: muffler hanger 481517 (02280)	EA	2					83	11
X2 0 02603		CLAMP: muffler hanger 481527 (02280)	EA	2					83	6
X2 0 02604		ELBOW: muffler outlet 481523 (02280)	EA	1					83	8
P 0 02605	2990-374-1073	MUFFLER, EXHAUST: engine T5316 (76700)	EA	1	*	*	*	*	83	7
X2 0 02606		NUT, PLAIN, HEXAGON: clamp and bar mtg 804720 (02280)	EA	6					83	4
X2 0 02607	5310-720-8536	NUT, PLAIN, HEXAGON: exhaust flange	EA	4					83	12
P 0 02608	2990-966-7225	PIPE, EXHAUST: engine to filter 780845 (02280)	EA	1	*	*	*	*	83	3
X2 0 02609		SCREW, CAP, HEXAGON HEAD: clamp mtg 802711 (02280)	EA	4					83	10
X2 0 02610		SCREW, CAP, HEXAGON HEAD: clamp to bar mtg 802370 (02280)	EA	2					83	9
X2 0 5		WASHER, LOCK: clamp and bar mtg 805060 (02280)	EA	6						83
02611 X2 0	5310-010-3322	WASHER, LOCK: exhaust flange pipe	EA	4					83	13
02612 02613 02614		GROUP 05 - COOLING SYSTEM 0501 - RADIATOR								
0 02615	5306-225-8498	BOLT, MACHINE: bracket and radiator mtg	EA	6	*	*	*	*	84	14
X2 0 02616		BRACKET: radiator mtg 580856 (02280)	EA	1					84	5
X2 0 02617		BRACKET: radiator mtg 580857 (02280)	EA	1					84	11
0 02618	5310-543-2629	NUT, PLAIN, HEXAGON: bracket and radiator mtg	EA	12	*	*	*	*	84	7
0 02619	4730-188-3515	PLUG, PIPE: radiator drain	EA	1	*	*	*	*	84	9
P 0 02620	2930-960-8175	RADIATOR ASSEMBLY DA392500 (39215)	EA	1	*	*	*	*	84	13
X2 0 02621		CAP, RADIATOR 206912 (39215)	EA	1					84	1
X2 0 02622		SPACER: radiator 482050 (02280)	EA	1					84	10
0 02623	5310-010-3320	WASHER, FLAT: bracket and radiator mtg	EA	6	*	*	*	*	84	12
0 02624	5310-261-7340	WASHER, LOCK: bracket and radiator mtg	EA	12	*	*	*	*	84	6
02625 02626	5306-271-2280	0503 - WATER HEADERS, THERMOSTATS AND HOUSING GASKET BOLT: header	EA	5	*	*	*	*	85	4
0 02627	5306-687-7526	BOLT, MACHINE: header mtg	EA	2	*	*	*	*	85	3

(1) SMR CODE	(2) FEDERAL STOCK NUMBER	(3) DESCRIPTION  REF NUMBER & MFR CODE	(4) UNIT OF MEAS  USABLE ON CODE	(5) QTY INC IN UNIT	(6) 15-DAY ORGANIZATIONAL MAINTENANCE ALW				(7) ILLUS- TRATION	
					(a)	(b)	(c)	(d)	(a)	(b)
					1-5	6-20	21-50	51-100	FIG. NO.	ITEM NO.
X2 0 02628		BUSHING, PIPE: crankcase drain cock X12190 (14351 )	EA	1					69	11
X2 0 02629		CLAMP, HOSE: upper and lower hose MS35842-13 (96906)	EA	6					84	4
X2 0 02630		CLAMP, HOSE: water pump to header hose X2356 (14351)	EA	2					85	9
X2 0 02631		CLAMP, HOSE: water pump to thermostat cover X2686 (14351)	EA	2					85	14
X2 0 02632		COCK, DRAIN: crankcase X12543 (14351)	EA	1					69	12
X2 0 02633		COVER, THERMOSTAT SD802K315 (14351)	EA	1					85	13
X1 02634		GASKET: plugging screw X348 (14351)	EA	3					85	5
X1 02635		(Component of GASKET SET, Stock No. 2805-962-4577, See Group 0100) GASKET: thermostat cover R600K329 (14351)	EA	1					85	16
X1 02636		(Component of GASKET SET, Stock No. 2805-962-4577, See Group 0100) GASKET: water inlet header R600K259 (14351)	EA	4					85	26
X1 02637		(Component of GASKET SET, Stock No. 2805-962-4577, See Group 0100) GASKET: water outlet manifold S7491200 (14351)	EA	4					85	19
X2 0 02638		(Component of GASKET SET, Stock No. 2805-962-4577, See Group 0100) HEADER: cylinder water inlet S7491400 (14351)	EA	1					85	1
P 0 02639	2930-966-9129	HOSE, PREFORMED: radiator, lower 481443 (02280)	EA	3	*	*	*	2	84	3
X2 0 02640		HOSE, RUBBER: header to water pump 2440 (14351)	EA	1					85	10
X2 0 02641		HOSE, RUBBER: water pump to thermostat cover X2436 (14351)	EA	1					85	15
P 0 02642	2930-990-1686	HOSE, UPPER: radiator 481442 (02280)	EA	1	*	*	*	*	84	3
X2 0 02643		MANIFOLD, WATER OUTLET S749K401 (14351)	EA	1					85	18
0 02644	5310-596-4989	NUT, PLAIN, HEXAGON: manifold mtg	EA	8	*	*	*	*	85	17
X2 0 02645		PIPE: radiator, lower 481911 (02280)	EA	1					84	8
X2 0 02646		PLUG, PIPE 801113 (02280)	EA	1					84	9
0 02647	4730-203-4251	PLUG, PIPE: manifold	EA	1	*	*	*	*	85	20
0 02648	4730-010-3874	PLUG, PIPE: manifold	EA	1	*	*	*	*	85	21
X2 0 02649	5305-018-6279	SCREW, CAP, HEXAGON HEAD: cover and manifold mtg	EA	4					85	25
0 02650	5305-018-6283	SCREW, CAP, HEXAGON HEAD: cover and manifold mtg	EA	2	*	*	*	*	85	11
0 02651	5306-680-7488	SCREW, CAP, HEAGON HEAD: header mtg	EA	1	*	*	*	*	85	7
0 02652	5306-400-0659	SCREW, CAP, HEXAGON HEAD: header mtg	EA	1	*	*	*	*	85	8
P 0 02653	6620-533-3126	THERMOSTAT, FLOW CONTROL SD802K314 (14351)	EA	2	*	*	*	2	85	22

(1) SMR CODE	(2) FEDERAL STOCK NUMBER	(3) DESCRIPTION  REF NUMBER & MFR CODE	(4) UNIT OF MEAS  USABLE ON CODE	(5) QTY INC IN UNIT	(6) 15-DAY ORGANIZATIONAL MAINTENANCE ALW				(7) ILLUS- TRATION	
					(a)	(b)	(c)	(d)	(a)	(b)
					1-5	6-20	21-50	51-100	FIG. NO.	ITEM NO.
X2 0 02654		TUBE, UPPER 481989 (02280)	EA	1					84	2
0 02655	5310-261-7340	WASHER, LOCK: cover and manifold mtg	EA	6	*	*	*	*	85	12
0 02656	5310-10-3323	WASHER, LOCK: header mtg	EA	4	*	*	*	*	85	2
0 02657	5310-261-7340	WASHER, LOCK: fold mtg	EA	8	*	*	*	*	85	12
02658		0505 - FAN ASSEMBLY								
P 0 02659	3030-649-9445	BELT, V, MATHCED SET: fan and water pump 4-7253-3 (81300)	SET	3	*	2	2	3	86	4
X2 0 02660	5306-225-8499	BELT, MACHINE: fan blade mtg	EA	6					86	3
X2 0 02661		FAN BLADES M602K406 (14351)	EA	1					86	1
0 02662	5310-010-3320	WASHER, LOCK: fan blade mtg	EA	6	*	*	*	*	86	2
02663		GROUP 06 ELECTRICAL SYSTEM (Engine and Vehicular, etc.)								
02664		0601 - GENERATOR								
X2 0 02665		FAN AND BAFFLE, GENERATOR 1943585 (16764)	EA	1					87	17
X2 0 02666		BRACKET: generator mtg S749M409 (14351)	EA	1					87	13
P O R 02667	2920-302-6499	GENERATOR, ENGINE ACCESSORY MS13804-1 (96906) (Includes components of REPAIR KIT, Stock No.2920-712-1259)	EA	1	*	*	*	2	87	6
X1 02668		COVER 1941248 (16764)	EA	1					87	9
X1 02669		NUT, PLAIN, SQUARE 34816 (16764)	EA	1						
X1 02670		SCREW, MACHINE 274936 (16764)	EA	1						
X1 02671		NUT, SELF-LOCKING: shaft, drive end 274943 (16764)	EA	1					87	20
X1 02672		SCREW, ASSEMBLED WASHER: brush mtg 455341 (16764)	EA	4					87	7
X1 02673		WASHER, KEY: drive end 1872618 (16764)	EA	1					87	19
0 02674	5310-685-1429	NUT, PLAIN, HEXAGON: generator to bracket	EA	2	*	*	*	*	87	11
X2 0 02675		PULLEY, GROOVE: generator S749W,9 (14351)	EA	1					87	18
P 0 02676	2920-712-1259	REPAIR KIT, GENERATOR 1947310 (16764)	EA	1	*	2	2	3		
X1 02677		BRUSH, ELECTRICAL CONTACT 1906975 (16764)	EA	4					87	8
X1 02678		INSULATOR: field coil 1917993 (16764)	EA	4						
X1 02679		SPACER 1941250 (16764)	EA	1						
X1 02680		SPRING, BRUSH 1942960 (16764)	EA	4						
X2 0 02681		SCREW, CAP, HEXAGON HEAD: generator to bracket 13X3459 (14351)	EA	2					87	12
X2 0 02682		SCREW, CAP, HEXAGON HEAD: strap to generator 13XX3942 (14351)	EA	1					87	5

(1) SMR CODE	(2) FEDERAL STOCK NUMBER	(3) DESCRIPTION  REF NUMBER & MFR CODE	(4) UNIT OF MEAS  USABLE ON CODE	(5) QTY INC IN UNIT	(6) 15-DAY ORGANIZATIONAL MAINTENANCE ALW				(7) ILLUS- TRATION	
					(a)	(b)	(c)	(d)	(a)	(b)
					1-5	6-20	21-50	51-100	FIG. NO.	ITEM NO.
0 02683	5305-071-1779	SCREW, CAP, HEXAGON HEAD: strap to water pump	EA	1	*	*	*	*	87	1
0 02684 X2	5305-010-0777	SCREW, MACHINE: fan and baffle mtg	EA	4	*	*	*	*	87	15
0 02685 X2		SEAT, ADJUSTING STRAP F400M207 (14351)	EA	1					87	4
0 02686 X2		STRAP, ADJUSTING: generator S749M218 (14351)	EA	1					87	3
0 02687 X2		WASHER, LOCK: bracket mtg 13XX288 (14351)	EA	2					87	14
0 02688		WASHER, LOCK: fan and baffle mtg X228 (14351)	EA	4					87	16
0 02689 X2	5310-017-8591	WASHER, LOCK: generator to bracket	EA	2	*	*	*	*	87	10
0 02690		WASHER, LOCK: strap to generator 13X226 (14351)	EA	2					87	2
0 02691 X2		0602 - GENERATOR REGULATOR								
0 02692 X2	5340-205-6301	CLIP: lead mtg	EA	3					88	8
0 02693		LEAD, ELECTRICAL: regulator to generator 482167 (02280)	EA	1					88	5
0 02694 X2	5310-017-7581	NUT, PLAIN, HEXAGON: clip mtg	EA	3	*	*	*	*	88	7
0 02695 P	5310-050-3624	NUT, PLAIN, HEXAGON: regulator mtg	EA	4					88	4
0 02696	2920-555-2813	REGULATOR ASSEMBLY, VOLTAGE MS13803-1 (96906)	EA	1	*	*	*	2	88	2
0 02697 X2	5305-696-5276	SCREW, CAP, HEXAGON HEAD: regulator mtg	EA	1	*	*	*	*	88	1
0 02698	5305-988-1726	SCREW, MACHINE: clip mtg	EA	3					88	9
0 02699 M	5310-655-7401	SCREW, LOCK: regulator mtg	EA	4	*	*	*	*	88	3
0 02700		WIRE ASSEMBLY: regulator to bus bar 481823 (02280)	EA	1					88	6
0		MANUFACTURE FROM:								
0	5935-201-8983	PLUG 02701	EA	1	*	*	*	*		
0 X2	5940-705-6703	TERMINAL 7056703 (00000)	EA	1						
0 27072 P	6145-705-6674	WIRE, ELECTRICAL (6 ft required)	FT			SEE	GRP	9501		
0 02703 02704		0603 - STARTING MOTOR								
0 02705 P	5310-625-2512	NUT, PLAIN, HEXAGON: starter mtg	EA	1	*	*	*	*	89	12
0 02706 X1	2920-677-8884	REPAIR KIT: starter 1947334 (16764)	EA	1	*	*	2	2		
0 02707 X1		BEARING, SLEEVE: commutator frame 1872678 (16764)	EA	1					20	17
0 02708 X1		BOOT 194618 (16764)	EA	1					20	9
0 02709 X1	5977-733-9909	BRUSH, ELECTRICAL 1906990 (16764)	EA	4					89	11
0 02710 X1		BUSHING: drive end 1943628 (16764)	EA	1					20	1
0 02711 X1		BUSHING: sleeve 1933999 (16764)	EA	1					20	10
0 02712 X1		INSULATION PLATE 1913534 (16764)	EA	2					20	19
0 02713		INSULATOR: terminal stud 1931783 (16764)	EA	1					20	15



(1) SMR CODE	(2) FEDERAL STOCK NUMBER	(3) DESCRIPTION  REF NUMBER & MFR CODE	(4) UNIT OF MEAS  USABLE ON CODE	(5) QTY INC IN UNIT	(6) 15-DAY ORGANIZATIONAL MAINTENANCE ALW				(7) ILLUS- TRATION	
					(a)	(b)	(c)	(d)	(a)	(b)
					1-5	6-20	21-50	51-100	FIG. NO.	ITEM NO.
X1		SPRING, BRUSH	EA	4					20	18
02714		1946332 (16764)								
X1		WASHER, FLAT terminal stud	EA	1					20	14
02715		1919742 (16764)								
X1		WASHER, NONMETALLIC	EA	1					20	6
02716		821453 (16764)								
X1		WASHER, THRUST: commutator end	EA	1					20	23
02717		1914842 (16764)								
P O R	2920-960-2772	STARTER MOTOR	EA	1	*	*	*	2	89	1
02718		1113143 (16764) (Includes components of REPAIR KIT, Stock No. 2920-677-8884)								
X1		ARMATURE	EA	1					20	21
02719		1951959 (16764)								
X1		BOLT, EXTERNALLY RELIEVED BODY: switch mtg	EA	4					89	3
02720		1917084 (16764)								
X1		BOLT, MACHINE	EA	4					20	11
02721		9414417 (16764)								
X1		BOLT, SPECIAL	EA	2					89	10
02722		1933755 (16764)								
X1		COLLAR	EA	1					20	4
02723		1928021 (16764)								
X1		CONNECTOR	EA	1					89	6
02724		1946321 (16764)								
X1		DRIVE, ENGINE, ELECTRIC	EA	1					20	5
02725		1951180 (16764)								
X1		BEARING, SLEEVE	EA	1						
02726		37535 (16764)								
X1		COLLAR, SLIDING, OVER RUNNING CLUTCH	EA	1						
02727		1904443 (16764)								
X1		LOCKWIRE	EA	1						
02728		1904436 (16764)								
X1		SPRING	EA	1						
02729		1932354 (16764)								
X1		END BELL, ELECTRICAL	EA	1					89	8
02730		1946316 (16764)								
X1		PLUG, EXPANSION	EA	1						
02731		1914854 (16764)								
X1		PLUG, PIPE	EA	1						
02732		118831 (16764)								
X1		WICK: drive end	EA	1						
02733		1909654 (16764)								
X1		HOUSING ASSEMBLY, LEVER	EA	1					20	8
02734		1947693 (16764)								
X1		PLUG, EXPANSION: housing	EA	1						
02735		1948694 (16764)								
X1		PLUG, EXPANSION: housing	EA	2						
02736		9411375 (16764)								
X1		PLUG, PIPE	EA	1						
02737		274580 (16764)								
X1		WICK, OIL	EA	1						
02738		1936465 (16764)								

(1) SMR CODE	(2) FEDERAL STOCK NUMBER	(3) DESCRIPTION  REF NUMBER & MFR CODE	(4) UNIT OF MEAS  USABLE ON CODE	(5) QTY INC IN UNIT	(6) 15-DAY ORGANIZATIONAL MAINTENANCE ALW				(7) ILLUS- TRATION	
					(a)	(b)	(c)	(d)	(a)	(b)
					1-5	6-20	21-50	51-100	FIG. NO.	ITEM NO.
X1		NUT, PLAIN, HEXAGON: terminal stud	EA	2					89	4
02739		1904419 (16764)								
X1		PIN, STRAIGHT, HEADLESS	EA	1					20	2
02740		1914843 (16764)								
F 0	2920-985-0273	RELAY SOLENOID, ENGINE STARTER ELECTRICAL	EA	1	*	*	*	2	89	2
02741		1119816 (167645)								
X1		RING, RETANING	EA	1					20	3
02742		1929022 (16764)								
X1		SCREW, MACHINE: brush	EA	4					89	7
02743		1947695 (16764)								
X1		SCREW, MACHINE: shoe pole	EA	4					20	22
02744		1913960 (16764)								
X1		SHOE POLE	EA	1					20	20
02745		1934525 (16764)								
X1		SPRING: lever	EA	1						
02746		1948521 (16764)								
X1		STUD: terminal lead mtg	EA	1					20	16
02747		1950492 (16764)								
X1		WASHER, FLAT: commutator end	EA	1					20	7
02748		1948686 (16764)								
X1		WASHER, FLAT terminal stud	EA	1					20	13
02749		1905154 (16764)								
X1		WASHER, LOCK: commutator end bolt	EA	4					20	12
02750 4		453467 (16764)								
X1		WASHER, LOCK: terminal stud	EA	2					89	5
02751		453297 (16764) -}								
X1		WASHER, LOCK: thru bolt	EA	2					89	9
02752		453467 (16764)								
0	5310-625-2516	WASHER, LOCK: starter mtg	EA	3	*	*	*	*	89	13
02753										
M 0		'WIRE ASSEMBLY: starter motor to bus bar	EA	1						
02754		481822 (0^2280)								
		MANUFACTURE FROM:								
X2 0		TERMINAL	EA	2						
02755		7056732 (00000)								
F 0	6145-705-6674	WIRE ELECTRICAL (4 ft required)	FT			SEE	GRP	9501		
02756		7056674 (00000)								
02757		0605 - IGNITION COMPONENTS								
X2 0		BREATHER: drive	EA	1					22	12
02758		1919341 (14351)								
X2 0		CLAMP, DISTRBUTOR HOLDOWN	EA	2					71	4
02759		R602M226 (14351)								
X2 0		DIAL, FIRING ORDER	EA	1						
02760		1919590 (14351)								
F 0	2920-679-3425	DISTRIBUTOR, IGNITION SYSTEM	EA	1	*	*	*	2	71	5
02761		1111656 (16764)								
		(Includes components of REPAIR KIT, Stock No. 2920-536-5436)								
X1		BRACKET, RESISTOR ATTACHING	EA	1					22	8
02762		1915998 (16764)								
X1		CAM	EA	1						
02763		1946115 (16764)								

(1) SMR CODE	(2) FEDERAL STOCK NUMBER	(3) DESCRIPTION  REF NUMBER & MFR CODE	(4) UNIT OF MEAS  USABLE ON CODE	(5) QTY INC IN UNIT	(6) 15-DAY ORGANIZATIONAL MAINTENANCE ALW				(7) ILLUS- TRATION	
					(a)	(b)	(c)	(d)	(a)	(b)
					1-5	6-20	21-50	51-100	FIG. NO.	ITEM NO.
X1		CAP ASSEMBLY, IGNITION DISTRIBUTION	EA	1						
02764		1916460 (16764)								
X1		CAP, IGNITION DISTRIBUTION	EA	1				22	27	
02765		1915950 (16764)								
X1		BRUSH, ELECTRICAL CONTACT	EA	1						
02766		821604 (16764)								
X1		SPRING, HELICAL, COMPRESSION	EA	1						
02767		1915957 (16764)								
X1		COVER ASSEMBLY, DISTRIBUTOR	EA	1				22	30	
02768		1915961 (167645)								
X1		GASKET: cover	EA	1				22	29	
02769		1916005 (16764)								
X1		PLUG, PIPE: cover	EA	1						
02770		453465 (16764)								
X1		SCREW, ASSEMBLED WASHER: cover mtg	EA	8				22	31	
02771		454429 (16764)								
X1		SCREW, MACHINE: cap mtg	EA	5				22	33	
02772		453697 (16764)								
X1		WASHER, FLAT: cap mtg	EA	5				22	32	
02773		1906367 (16764)								
X1		WASHER, NONMETALLIC: cap mtg screw	EA	5				22	28	
02774		1916006 (16764)								
X1		CLAMP: condenser	EA	1				22	20	
02775		1916622 (16764)								
P 0	2920-358-6960	COIL, IGNITION	EA	1	*	*	*	2	22	5
02776		1915992 (16764)								
X1		COUPLING, DISTRIBUTOR TERMINAL	EA	1				22	38	
02777		1916620 (16764)								
X1		COUPLING, SHAFT, RIGID	EA	1				22	16	
02778		1915988 (16764)								
X1		GASKET: coupling	EA	1				22	39	
02779		1916621 (16764)								
X1		HOUSING, DISTRIBUTOR IGNITION	EA	1				22	17	
02780		1915940 (16764)								
X1		NUT, PLAIN, HEXAGON: coil terminal	EA	2				22	3	
02781		453284 (16764)								
X1		NUT, PLAIN, HEXAGON: plate mtg	EA	2						
02782		1924828 (16764)								
X1		NUT, PLAIN, HEXAGON: resistor lead mtg	EA	1				22	9	
02783		453996 (16764)								
X1		PIN, STRAIGHT, HEADLESS: coupling	EA	1				22	15	
02784		1916004 (16764)								
X1		PLATE, DISTRIBUTOR, WEIGHT HOLDDOWN	EA	1						
02785		1915007 (16764)								
X1		PLATE, IGNITION COIL HOLDDOWN	EA	1				22	2	
02786		1916000 (16764)								
X1		PLATE, IGNITION CONTACT BREAKER	EA	1				22	41	
02787		1915967 (16764)								
X1		CLAMP, LOOP: condenser	EA	1						
02788		1916616 (16764)								
X1		CLIP, LOCK, BREAKER LEVER	EA	1				22	23	
02789		1915996 (16764)								

(1) SMR CODE	(2) FEDERAL STOCK NUMBER	(3) DESCRIPTION  REF NUMBER & MFR CODE	(4) UNIT OF MEAS  USABLE ON CODE	(5) QTY INC IN UNIT	(6) 15-DAY ORGANIZATIONAL MAINTENANCE ALW				(7) ILLUS- TRATION	
					(a)	(b)	(c)	(d)	(a)	(b)
					1-5	6-20	21-50	51-100	FIG. NO.	ITEM NO.
X1 02790		LEAD, ELECTRICAL: condenser 1916615 (16764) (Can be manufactured from 'WIRE, Stock No. 6145-500-0211, and TERMINAL, Stock No. 5940-272-2180)	EA	1					22	25
X1 02791		NUT, PLAIN, HEXAGON: breaker lever 1913199 (16764)	EA	1					22	24
X1 02792		PLATE, IGNITION CONTACT BREAKER 1930514 (16764)	EA	1					22	42
X1 02793		SCREW, MACHINE: breaker lever 455881 (16764)	EA	1					22	43
X1 02794	5305-012-1832	SCREW, MACHINE: breaker plate mtg	EA	2						
X1 02795		SCREW, MACHINE: condenser mtg 453304 (16764)	EA	1					22	22
X1 02796	5310-013-1182	WASHER, LOCK: breaker plate mtg	EA	2						
X1 02797		WASHER, LOCK: condenser mtg 453299 (16764)	EA	1					22	21
X1 02798		SCREW, ASSEMBLED WASHER: bracket mtg 453699 (16764)	EA	2					22	7
X1 02799		SCREW, ASSEMBLED WASHER: coil holddown plate 453699 (16764)	EA	4					22	1
X1 02800		SCREW, ASSEMBLED WASHER: coupling 453698 (16764)	EA	4					22	37
X1 02801		SHAFT 1946112 (16764)	EA	1						
X1 02802		SPRING, WEIGHT 1947330 (16764)	EA	2						
X1 02803		WASHER, FLAT: coupling 1914935 (16764)	EA	1						
X1 02804		WASHER, KEY: plate mtg 1915009 (16764)	EA	2						
X1 4		WASHER, LOCK: coil terminal		EA	2					22
X1 02805		1914615 (16764) WASHER, LOCK: resistor lead mtg	EA	1					22	10
X1 02806		453299 (16764) WASHER, SPRING TENSION: capacitor	EA	1						
X1 02807		1916003 (16764) WEIGHT, DISTRIBUTOR	EA	4						
X1 02808		1915008 (16764)								
P 0	2920-961-5572	LEAD, ELECTRICAL: spark plug RW396-10-1-2 (14351)	EA	2	*	*	*	2	71	6
P 0	2920-961-5573	LEAD, ELECTRICAL: spark plug RW39616-1-2 (14351)	EA	2	*	*	*	2	71	6
P 0	2920-962-4587	LEAD, HI-TENSIONT spark plug HW396-21 (14351)	EA	2	*	*	*	2	71	6
P 0	2920-536-5436	REPAIR KIT, DISTRIBUTOR 1939215 (16764)	EA	1	*	2	3	5		
X1 02812		BEARING, SLEEVE: housing 1909003 (16764)	EA	1						
X1 02813		CAPACITOR, FIXED, PAPER DIELECTRIC 1915978 (16764)	EA	1		SEE	GRP	0615		
X1 02814		CAPACITOR, FIXED, PAPER DIELECTRIC 1915976 (16764)	EA	1					22	19
X1 02815		CAPACITOR, FIXED, PAPER DIELECTRIC 1916625 (16764)	EA	1		SEE	GRP	0615		
X1 02816										

(1) SMR CODE	(2) FEDERAL STOCK NUMBER	(3) DESCRIPTION  REF NUMBER & MFR CODE	(4) UNIT OF MEAS  USABLE ON CODE	(5) QTY INC IN UNIT	(6) 15-DAY ORGANIZATIONAL MAINTENANCE ALW				(7) ILLUS- TRATION	
					(a)	(b)	(c)	(d)	(a)	(b)
					1-5	6-20	21-50	51-100	FIG. NO.	ITEM NO.
X1 02817		CONTACT, ELECTRICA 1905344 (16764)	EA	1					22	35
X1 02818		CONTACT SET, DISTRIBUTOR 1915969 (16764)	EA	1					22	36
X1 02819		INSULATOR, PLATE 1916501 (1674)	EA	1						
X1 02820		RESISTOR, FIXED, WIRE WOUND 1915973 (16764)	EA	1					22	11
X1 02821		ROTOR, IGNITION DISTRIBUTOR 1915959 (16764)	EA	1					22	26
X1 02822		SCREW, MACHINE: contact set adjusting 1914916 (16764)	EA	1					22	34
X1 02823		SHIM (as required) 1912128 (16764)							22	14
X1 02824		WASHER (as required) 1912129 (16764)							22	13
X1 02825		WASHER (1) 1927835 (16764)	EA	0						
X1 02826		WASHER, FLAT, weight plate 1914935 (16764)	EA	1						
X1 02827		WASHER, NONMETALLIC: coil flange 1915999 (16764)	EA	1					22	6
X1 02828		WICK: cam 1916408 (16764)	EA	1						
0 02829	5305-083-1859	SCREW, CAP, HEXAGON HEAD clip mtg	EA	2	*	*	*	*	71	2
P 02930	2920-810-7082	SPARK PLUG, SHIELDED MS51009-1 (96906)	EA	1	2	10	30	60	71	7
0 02831	5310-013-8542	WASHER, LOCK; clamp mtg	EA	2	*	*	*	*	71	3
P 02832	6680-966-5785	0606 - ENGINE SAFETY CONTROLS TRANSMITTER, LIQUID	EA	1	*	*	*	*	69	2
X2 02833		0607 - INSTRUMENT OR ENGINE CONTROL PANEL BRACKET: circuit breaker 482055 (02280)	EA	1					127	5
P 02834	5925 026 4767	CIRCUIT BREAKER MS39062-1 (96906)	EA	1	*	*	*	2	92	1
X2 02835		CONTROL ASSEMBLY, DECLUTCH 2D900-1278 (80523)	EA	1					91	1
P 02836	2910-065-1921	CONTROL, CHOKE 481622 (02280)	EA	1		SEE	GRP	0312		
P 02837	3810-75-7070	CONTROL, THROTTLE 481968 (02280)	EA	1		SEE	GRP	0312		
X2 02838		DASH LIGHT ASSEMBLY 482137 (02280)	EA	2					91	3
X2 02839		LIGHT, PANEL DL13 (13445)	EA	2						
X1 02840		BAND, MARKER, BLANK MS39020-1 (96906)	EA	2						
P 02841	6240-019-3093	BULB, LAMP 623 (89473)	EA	2	*	2	2	4	91	4
X1 02842		FERRULE, ELECTRICAL, CONDUCTOR 572929 (00000)	EA	2						

(1) SMR CODE	(2) FEDERAL STOCK NUMBER	(3) DESCRIPTION  REF NUMBER & MFR CODE	(4) UNIT OF MEAS  USABLE ON CODE	(5) QTY INC IN UNIT	(6) 15-DAY ORGANIZATIONAL MAINTENANCE ALW				(7) ILLUS- TRATION	
					(a) 1-5	(b) 6-20	(c) 21-50	(d) 51-100	(a) FIG. NO.	(b) ITEM NO.
X1 02845		SHELL, FEMALE 8338566 (00000)	EA	2						
X1 02846		WASHER, SLOTTED 8338567 (00000)	EA	2						
P 0 02847	6680-815-1486	INDICATOR, LIQUID QUANTITY: fuel 505V (98738)	EA	1	*	*	*	*	90	5
X2 0 02848	6620-115-9042	INDICATOR, PRESSURE: air MS24540-2 (96906)	EA	1					90	3
P 0 02849	6620-115-9042	INDICATOR, PRESSURE: oil MS24540-2 (96906)	EA	1	*	*	*	*	90	7
P 0 02850	6685-814-4772	INDICATOR, TEMPERATURE, ELECTRICAL RESISTANCE 505Y (98738)	EA	1	*	*	*	*	90	4
P 0 02851	6210-699-9457	LIGHT, INDICATOR: high beam 8376499 (70040)	EA	1	*	*	*	*	90	
P 0 02852	6240-266-9940	LAMP, INCANDESCENT 1829 (89473)	EA	1		SEE	GRP	9901	90	1
P 0 02853	6210-186-7987	LIGHT, INDICATOR: temperature and low oil pressure MS90287-4 (96906)	EA	2	*	*	*	*	90	
X1 02854		BAND, MARKER, BLANK MS39020-1 (96906)	EA	2						
X1 02855		FERRULE, ELECTRICAL, CONDUCTOR 572929 (00000)	EA	2						
P 0 02856	6240-266-9940	LAMP, INCANDESCENT 1829 (89473)	EA	2		SEE	GRP	9901	90	
X1 02857		SHELL, ELECTRICAL 8338566 (00000)	EA	2						
X1 02858		WASHER, SLOTTED 8338567 (00000)	EA	2						
X 02859	1	WIRE, ELECTRICAL 7720853 (00000)	EA	2						
P 0 02860	6210-699-9458	LIGHT, INDICATOR: turn 8376500 (00000)	EA	2	*	*	*	*	90	
P 0 02861	6240-266-9940	LAMP, INCANDESCENT 1829 (89473)	EA	2		SEE	GRP	9901	90	1
P 0 02862		METER, ARBITRARY SCALE: generator 504N (98738)	EA	1	*	*	*	*	90	9
X2 0 02863		PLUG, BUTTON 811381 (02280)	EA	1					90	8
X2 0 02864		RECEPTACLE ASSEMBLY 482178 (02280)	EA	1						
X2 0 02865		SELECTOR SWITCH ASSEMBLY 680844 (02280)	EA	1						
P 0 02866	6680-282-6165	SPEEDOMETER 503A (98738)	EA	1		SEE	GRP	4701		
P 0 02867	6680-064-8820	SPEEDOMETER SHAFT 481621 (02280)	EA	1		SEE	GRP	4701		
P 0 02868	5930-687-2201	SWITCH MS39061-4 (96906)	EA	1	*	*	*	*	90	
X2 0 02869		SWITCH ASSEMBLY, RHEOSTAT 482142 (02280)	EA	1						
P 0 02870	5905-065-1938	RHEOSTAT 25K25P (37942)	EA	1	*	*	*	*	91	13

(1) SMR CODE	(2) FEDERAL STOCK NUMBER	(3) DESCRIPTION  REF NUMBER & MFR CODE	(4) USABLE ON CODE	(5) UNIT OF MEAS  QTY INC IN UNIT	(6) 15-DAY ORGANIZATIONAL MAINTENANCE ALW				(7) ILLUS- TRATION		
					(a) 1-5	(b) 6-20	(c) 21-50	(d) 51-100	(a) FIG. NO.	(b) ITEM NO.	
P 0 02871	2920-714-6128	SWITCH, ENGINE STARTER 8720190 (00000)		EA	1	*	*	*	*	91	15
P 0 02872	2920-053-3602	SWITCH, IGNITION 95535 (13445)		EA	1	*	*	*	*	91	17
X2 0 02873		SWITCH, LIGHT AR7 (77326)		EA	1					91	14
X2 0 02874		SWITCH, TOGGLE MS39061-1 (96906)		EA	1					91	16
P 0 02875	6680-514-4090	TACHOMETER, MECHANICAL, FIXED MOUNTING 503B (98738)		EA	1		SEE	GRP	4701		
P 0 02876	6680-064-8821	TACHOMETER SHAFT 481634 (02280)		EA	1		SEE	GRP	4701		
X2 0 02877		TURN LIGHT INDICATOR ASSEMBLY: lh 482144 (02280)		EA	1						
P 0 02878	6210-553-7437	LIGHT, INDICATOR MS90287-3 (96906)		EA	1		SEE	GRP	9901		
P 0 02879	6240-266-9940	LAMP, INCANDESCENT 1829 (89473)		EA	1		SEE	GRP	9901	90	1
X2 0 02880		TURN LIGHT INDICATOR ASSEMBLY: rh 482143 (02280)		EA	1						
P 0 02881	6210-553-7437	LIGHT, INDICATOR MS90287-3 (96906)		EA	1		SEE	GRP	9901		
P 0 02882	6240-266-9940	LAMP, INCANDESCENT 1829 (89473)		EA	1		SEE	GRP	9901	90	1
X2 0 02883		UTILITY OUTLET ASSEMBLY 7064604 (000000000)		EA	1					91	11
0 02884	5310-017-7581	NUT, PLAIN, HEXAGON: bracket mtg		EA	2	*	*	*	*	127	1
0 02885	5310-616-3777	NUT, PLAIN, HEXAGON: circuit breaker mtg		EA	10	*	*	*	*	127	15
0 02886	5305-068-0502	SCREW, CAP, HEXAGON HEAD: bracket mtg		EA	2	*	*	*	*	127	4
0 02887	5305-984-6214	SCREW, MACHINE: circuit breaker mtg		EA	10	*	*	*	*	92	2
0 02888	5305-059-8249	SCREW, MACHINE: connector mtg		EA	2	*	*	*	*	91	12
0 02889	5305-984-6194	SCREW, MACHINE: toggle switch mtg		EA	2	*	*	*	*	91	8
0 02890	5310-010-3319	WASHER, LOCK: bracket mtg		EA	2	*	*	*	*	127	2
0 14 02891 02892	5310-045-3296	WASHER, LOCK: circuit breaker mtg		EA	10	*	*	*	*	*	92
X2 0 02893		0608 - MISCELLANEOUS ITEMS BOOT: transmission switch 224621 (12603)		EA	1					95	5
X2 0 02894		BUS BAR ASSEMBLY 482168 (02280)		EA	1					128	5
X1 02895		BAR 482171 (02280)		EA	1						
X1 02896		INSULATOR 482170 (02280)		EA	4						
0 02897	5310-732-0558	NUT, PLAIN, HEXAGON		EA	5	*	*	*	*		
X2 0 02898		NUT, PLAIN, HEXAGON: bus bar mtg 840716 (02280)		EA	2					128	6
X2 0 02899		SCREW, CAP, HEXAGON HEAD 802285 (02280)		EA	5						
X1 02900		SCREW, CAP, HEXAGON HEAD 802204 (02280)		EA	2						

(1) SMR CODE	(2) FEDERAL STOCK NUMBER	(3) DESCRIPTION  REF NUMBER & MFR CODE	(4) UNIT OF MEAS  USABLE ON CODE	(5) QTY INC IN UNIT	(6) 15-DAY ORGANIZATIONAL MAINTENANCE ALW				(7) ILLUS- TRATION	
					(a)	(b)	(c)	(d)	(a)	(b)
					1-5	6-20	21-50	51-100	FIG. NO.	ITEM NO.
X2 0 02901		SCREW, MACHINE: bus bar mtg 803507 (02280)	EA	2					128	2
X1 02902		SPACER 482169 (02280)	EA	2						
X2 0 02903		SPACER: bus bar mtg 482168-2 (02280)	EA	2					128	4
X2 0 02904		WASHER, LOCK 805048 (02280)	EA	5						
X2 0 02905		WASHER, LOCK: bus bar mtg 805046 (02280)	EA	4					128	3
X2 0 02906		BUSHING 805865 (02280)	EA	4						
X2 0 02907		BUSHING, RUBBER 7722333 (00000)	EA	2						
P 0 02908	6350-578-3210	BUZZER, LOW AIR D2413 (82268)	EA	1	*	*	*	*	92	4
M 0 02909		CABLE: receptacle, long MANUFACTURE FROM:	EA	1					125	14
X2 0 02910		TERMINAL, LUG	EA							
P 0 02911	6145-635-9429	WIRE, ELECTRICAL (5 ft, 6 in. required)	FT			SEE	GRP	9501		
M 0 02912		CABLE: receptacle, short MANUFACTURE FROM:	EA	1					125	14
X2 0 02913	5935-399-6676	TERMINAL, LUG 8338564 (00000)	EA	1						
P 0 02914	145-635-9429	WIRE, ELECTRICAL (14 in. required)	FT			SEE	GRP	9501		
X2 0 02915		CLAMP: switch mtg 216600 (07949)	EA	2					96	34
X2 0 02916		CONNECTOR MS13803-1 (96906)	EA	1						
X2 0 02917		CONNECTOR, RECEPTACLE, ELECTRICAL 8376209 (00000)	EA	2					106	39
X2 0 02918		CONNECTOR, RECEPTACLE, ELECTRICAL 7321299 (00000)	EA	1					125	15
X2 0 02919		COVER, ELECTRICAL CONNECTOR 7731428 (00000)	EA	2						
X2 0 02920		FLASHER ASSEMBLY, TURN SIGNALS 482140 (02280)	EA	1					27	10
X2 0 02921		FLASHER 2400 (96823)	EA	1						
X2 0 0292	2	FLASHER ASSEMBLY, WARNING LIGHT 482141 (02280)	EA	1					127	10
X2 0 02923		FLASHER 2460 (96823)	EA	1						
X2 0 02924	5935-772-3309	NUT: bushing retainer, electrical connector	EA	2						
X2 0 02925		NUT, LOCK 805931 (02280)	EA	4						
0 02926	5310-619-3555	NUT, PLAIN, HEXAGON: air pressure switch mtg	EA	2	*	*	*	*	105	7
X2 0 02927		NUT, PLAIN, HEXAGON: clamp mtg 1 D05 (80749)	EA	1					96	37
0 02928	5310-017-7581	NUT, PLAIN, HEXAGON: low air buzzer mtg	EA	3	*	*	*	*	92	6



(1) SMR CODE	(2) FEDERAL STOCK NUMBER	(3) DESCRIPTION  REF NUMBER & MFR CODE	(4) UNIT OF MEAS  USABLE ON CODE	(5) QTY INC IN UNIT	(6) 15-DAY ORGANIZATIONAL MAINTENANCE ALW				(7) ILLUS- TRATION	
					(a)	(b)	(c)	(d)	(a)	(b)
					1-5	6-20	21-50	51-100	FIG. NO.	ITEM NO.
0 02929	5310-042-6096	NUT, PLAIN, HEXAGON: plate mtg	EA	4	*	*	*	*	106	45
0 02930 X2 0	5310-853-2630	NUT, PLAIN, HEXAGON: receptacle mtg	EA	4	*	*	*	*	125	10
0 02931		NUT, PLAIN, HEXAGON: receptacle mtg 840716 (02280)	EA	4					106	43
0 02932 X2 0	5310-017-7581	NUT, PLAIN, HEXAGON: stoplight switch mtg	EA	2	*	*	*	*	108	1
0 02933 X2 0		PLATE: receptacle mtg 580934 (02280)	EA	1					106	41
0 02934 X2 0		RECEPTACLE 7720492 (00000)	EA	1						
0 02935 X2 0		SCREW, CAP, HEXAGON HEAD: air pressure switch mtg 802208 (02280)	EA	2					105	8
0 02936		SCREW, CAP, HEXAGON HEAD: clamp mtg 1C516 (89749)	EA	1					96	33
0 02937	5305-225-3839	SCREW, CAP, HEXAGON HEAD: receptacle mtg	EA	4	*	*	*	*	125	16
0 02938	5305-068-0500	SCREW, CAP, HEXAGON HEAD: stoplight switch mtg	EA	2	*	*	*	*	108	4
0 02939	5305-068-0502	SCREW, CAP, HEXAGON HEAD: switch mtg	EA	2	*	*	*	*	127	21
0 02940 X2 0	5305-988-1170	SCREW, MACHINE: low air buzzer mtg	EA	3	*	*	*	*	92	3
0 02941	5305-281-2655	SCREW, MACHINE: plate mtg	EA	4					106	40
0 02942	5305-988-1724	SCREW, MACHINE: receptacle mtg	EA	4	*	*	*	*	106	38
P 0 02943	2590-801-2355	SWTICH, BEAM SELECTING, HEADLIGHT 1997027 (16764)	EA	1	*	*	*	*	127	22
P 0 02944	2920-065-1926	SWITCH, EMERGENCY 481845 (02280)	EA	1	*	*	*	*	91	2
X2 0 02945		SWITCH, high and low range 216446 (89749)	EA	1					96	35
P 0 02946	5930-058-1576	SWITCH, LOW AIR 7013-01 (06853)	EA	1	*	*	*	*	105	28
P 0 02947	5930-888-9865	SWITCH, STOPLIGHT C70664400 (00000)	EA	1	*	*	*	*	108	3
X2 0 02948		SWITCH: transmission 224620 (12603)	EA	1					95	4
X2 0 02949		TERMINAL, BLOCK 406 (381 51)	EA	1						
X2 0 02950		TERMINAL, BLOCK 6A106 (38151)	EA	1						
X2 0 02951		TERMINAL, BLOCK 481850 (02280)	EA	4						
X2 0 02952		TERMINAL, QUICK DISCONNECT 7982404 (00000)	EA	1					127	9
X2 0 02953		TURN SIGNAL SWITCH ASSEMBLY 680837 (02280)	EA	1						
0 02954 X2 0	5310-010-3319	WASHER, LOCK: air pressure switch mtg	EA	2	*	*	*	*	105	6
0 02955		WASHER, LOCK clamp mtg 4E05 (80749)	EA	1					96	38
0 02956	5310-010-3319	WASHER, LOCK: low air buzzer mtg	EA	3	*	*	*	*	92	5
0 02957	5310-261-7340	WASHER, LOCK: plate mtg	EA	4	*	*	*	*	106	4
0 02958	5310-010-3319	WASHER, LOCK: receptacle mtg	EA	4	*	*	*	*	125	11
0 02959	5310-010-3319	WASHER, LOCK: receptacle mtg	EA	4	*	*	*	*	106	42

(1) SMR CODE	(2) FEDERAL STOCK NUMBER	(3) DESCRIPTION  REF NUMBER & MFR CODE	(4) UNIT OF MEAS  USABLE ON CODE	(5) QTY INC IN UNIT	(6) 15-DAY ORGANIZATIONAL MAINTENANCE ALW				(7) ILLUS- TRATION	
					(a)	(b)	(c)	(d)	(a)	(b)
					1-5	6-20	21-50	51-100	FIG. NO.	ITEM NO.
0	5310-010-3319	WASHER, LOCK: stoplight switch mtg	EA	2	*	*	*	*	108	2
02960										
X2 0		WIRING HARNESS: transmission switch	EA	1						
02961		580945 (02280)								
02962		0609 - LIGHTS								
X2 0		BRACKET: clearance light, top of cab	EA	1						
02963		482007 (02280)								
X2 0		BRACKET: clearance lights, lh	EA	1				128		8
02964		680831 (02280)								
X2 0		BRACKET: clearance lights, rh	EA	1				128		8
02965		680830 (02280)								
X2 0		HEADLIGHT ASSEMBLY	EA	2				93		
02966		899367 (73331)								
X1		CONNECTOR	EA	6						
02967		8741492 (73331)								
X1		GROMMET, RUBBER	EA	6						
02968		8741442 (73331)								
X1		HOUSING	EA	2						
02969		8741461 (73331)								
P 0	6240-686-4168	LAMP, INCANDESCENT	EA	2	*	2	2	4	93	13
02970		7998618 (00000)								
X1		MOUNT	EA	6						
02971		8741441 (73331)								
X1		NUT	EA	4						
02972		8741435 (73331)								
X1		NUT, PLAIN, HEXAGON	EA	6						
02973		120367 (73331)								
X1		RING	EA	2						
02974		8741447 (73331)								
X2 0		RING, RETAINING	EA	2				93		12
02975		8741446 (73331)								
X1		SCREW	EA	4						
02976		8741444 (73331)								
X2 0		SCREW	EA	6				93		11
02977		8741437 (73331)								
X1		WASHER	EA	6						
02978		5310615 (73331)								
X1		WASHER	EA	6						
02979		121637 (73331)								
X2 0		LIGHT ASSEMBLY, BLACKOUT	EA	1					94	
02980		899685 (73331)								
X2 0		BODY	EA	1					94	4
02981		924975 (73331)								
X2 0		DOOR ASSEMBLY	EA	1					94	1
02982		5939723 (73331)								
P 0	6220-819-7028	LAMP UNIT, HEADLIGHT	EA	1	*	*	2	2	94	2
02983		8747987 (00000)								
0	5310-042-6096	NUT, PLAIN, HEXAGON: light mtg	EA	1	*	*	*	*	94	6
02984										
X2 0		SPRING, RETAINING	EA	3					94	3
02985		238288 (73331)								
0	5310-261-7340	WASHER, LOCK: light mtg	EA	1	*	*	*	*	94	5
02986										

(1) SMR CODE	(2) FEDERAL STOCK NUMBER	(3) DESCRIPTION  REF NUMBER & MFR CODE	(4) UNIT OF MEAS  USABLE ON CODE	(5) QTY INC IN UNIT	(6) 15-DAY ORGANIZATIONAL MAINTENANCE ALW				(7) ILLUS- TRATION	
					(a)	(b)	(c)	(d)	(a)	(b)
					1-5	6-20	21-50	51-100	FIG. NO.	ITEM NO.
X2 0 02987		LIGHT ASSEMBLY, BLACKOUT MARKER AND SERVICE PARK 482139 (02280)	EA	2					93	
P 0 02988	6240-019-0877	LAMP, INCANDESCENT 190877 (73331)	EA	4		SEE	GRP	9901	93	5
P 0 02989	6240-044-6914	LAMP, INCANDESCENT MS35478-1683 (96906)	EA	2	*	2	2	4	93	6
X2 0 02990		LIGHT, BLACKOUT 928813 (73331)	EA	2					93	4
X1 02991		BODY 5939694 (73331)	EA	2						
XZ 0 02992		DOOR ASSEMBLY 5939729 (73331)	EA	2					93	8
P 0 02993	6220-732-0658	GASKET: door 5936191 (73331)	EA	2	*	*	*	2	93	7
X2 0 02994		LIGHT ASSEMBLY, BLACKOUT: tail 481827 (02280)	EA	2					93	
X2 0 02995		LIGHT, STOP ASSEMBLY 899688 (73331)	EA	2					93	4
X2 0 02996		DOOR ASSEMBLY 924984 (73331)	EA	2					93	8
P 0 02997	6220-678-9047	GASKET: door 5942528 (73331)	EA	2	*	*	*	2	93	7
P 0 02998	6240-019-0877	LAMP, INCANDESCENT 190877 (73331)	EA	2		SEE	GRP	9901	93	5
X2 0 02999		LIGHT ASSEMBLY, CLEARANCE 482146 (02280)	EA	3					93	
X2 0 03000		DOOR 5939830 (73331)	EA	5					93	20
X2 0 03001		GASKET: mtg 5939841 (73331)	EA	5					93	16
P 0 03002	6240-019-0877	LAMP, INCANDESCENT 190877 (73331)	EA	3		SEE	GRP	9901	93	5
P 0 03003	6220-299-7425	LENS, CLEARANCE MARKER LIGHT: amber MS35421-1 (96906) (Used with LIGHT ASSEMBLY, Stock No. (02280) 482146, only)	EA	3	*	*	*	*	93	19
X2 0 03004		LENS, CLEARANCE MARKER LIGHT 5939842 (73331) (Used with LIGHT ASSEMBLY, Stock No. (02280) 482145, only)	EA	2					93	19
0 03005	5310-012-0361	NUT, PLAIN, HEXAGON: plate retaining	EA	20	*	*	*	*	93	14
0 03006	5310-297-3875	NUT: shell mtg	EA	6	*	*	*	*	93	18
X2 0 03007		PLATE 5939831 (73331)	EA	5					93	17
0 03008	5305-285-1243	SCREW, MACHINE: door mtg	EA	10	*	*	*	*	93	21
X2 0 03009		SCREW, MACHINE: plate mtg 121839 (73331)	EA	20					93	22
0 03010	5310-616-8120	WASHER, LOCK: plate mtg	EA	20	*	*	*	*	93	15
X2 0 03011		LIGHT ASSEMBLY, CLEARANCE, BLACKOUT 482145 (02280) (Same as LIGHT ASSEMBLY, Stock No. (02280) 482146, except where individual components are annotated)	EA	2					93	

(1) SMR CODE	(2) FEDERAL STOCK NUMBER	(3) DESCRIPTION  REF NUMBER & MFR CODE	(4) UNIT OF MEAS  USABLE ON CODE	(5) QTY INC IN UNIT	(6) 15-DAY ORGANIZATIONAL MAINTENANCE ALW				(7) ILLUS- TRATION	
					(a)	(b)	(c)	(d)	(a)	(b)
					1-5	6-20	21-50	51-100	FIG. NO.	ITEM NO.
X2 0 03012		LIGHT ASSEMBLY, TURN: left front 482149 (02280) (Same as LIGHT ASSEMBLY, Stock No. (02280) 482152 except where individual components are annotated)	EA	1					93	
X2 0 03013		LIGHT ASSEMBLY, TURN: left rear 482152 (02280)	EA	1					93	
X2 0 03014		GROMMET, MOUNTING 40MGI (13548)	EA	4					93	10
P 0 03015	6220-736-8545	LAMP: amber 40SC44 (13548) (Used with LIGHT ASSEMBLY, Stock No. (02280) 482150 and (02280) 482149, only)	EA	2	*	2	2	4	93	9
P 0 03016	6220-016-2381	LAMP: red TL40DC90 (13548) (Used with LIGHT ASSEMBLY, Stock No. (02280) 482151 and (02280) 482152, only)	EA	2	*	2	2	4	93	9
X2 0 03017		LIGHT ASSEMBLY, TURN: right front 482150 (02280) (Same as LIGHT ASSEMBLY, Stock No. (02280) 482152, except where individual components are annotated)	EA	1					93	
X2 0 03018		LIGHT ASSEMBLY, TURN: right rear 482151 (02280) (Components same as LIGHT ASSEMBLY, Stock No. (02280) 482152)	EA	1					93	
X2 0 03019		LIGHT DOME: operators cab 1173C (71951)	EA	1					92	9
P 0 03020	6240-155-7866	LAMP, INCANDESCENT GE356 (81240)	EA	1	*	*	*	*	92	11
X2 0 03021	5305-850956	SCREW, SELF-TAPPING: light mtg	EA	2					92	10
X2 0 03022	5310-017-7581	NUT, PLAIN, HEXAGON: bracket mtg	EA	4					128	19
Z 0 03023		SCREW, CAP, HEXAGON HEAD: light mtg MS35291-58 (96906)	EA	8					93	1
X2 0 03024	5305-010-0001	SCREW, MACHINE: bracket mtg	EA	4					128	9
X2 0 03025	5310-010-3319	WASHER, LOCK: bracket mtg	EA	4					128	20
X2 0 03026	5310-013-8542	WASHER, LOCK: light mtg	EA	8					93	3
X2 0 03027	5310-261-7340	WASHER, LOCK: lights mtg	EA	8					93	2
03028		0610 - SENDING UNITS								
X2 0 03029	4730-193-0869	BUSHING, REDUCING: transmitter mtg	EA	2					69	14
X2 0 03030		GASKET: sending unit 515 (98624)	EA	1					79	4
X2 0 03031	4730-188-1883	NIPPLE, PIPE: tee mtg	EA	1					69	24
X2 0 03032		SCREW, MACHINE: sending unit 10-32 (98624)	EA	5					79	6
X2 0 03033		SENDING UNIT: fuel gage 507AW (98738)	EA	1					79	5
P 0 03034	5930-692-9258	SWITCH, PRESSURE: oil 39999 (98738)	EA	1					69	13
X2 0 03035	4730-249-2029	TEE, PIPE: sending unit mtg	EA	1					69	15
P 0 03036	6620-993-5546	TRANSMITTER, PRESSURE: air MS24539-1 (96906)	EA	2	*	*	*	*	105	9
P 0 03037	6620-81-4770	TRANSMITTER: PRESSURE: low oil MS24538-1 (96906)	EA	1	*	*	*	*	69	16

(1) SMR CODE	(2) FEDERAL STOCK NUMBER	(3) DESCRIPTION  REF NUMBER & MFR CODE	(4) UNIT OF MEAS  USABLE ON CODE	(5) QTY INC IN UNIT	(6) 15-DAY ORGANIZATIONAL MAINTENANCE ALW				(7) ILLUS- TRATION	
					(a) 1-5	(b) 6-20	(c) 21-50	(d) 51-100	(a) FIG. NO.	(b) ITEM NO.
P 0 03038 03039	6685-814-5271	TRANSMITTER, TEMPERATURE, ELECTRICAL RESISTANCE MS24537-1 (96906)	EA	1	*	*	*	*	69	1
X2 0 03040		0611 - HORN BRUSH, ELECTRICAL CONTACT 032156 (77640)	EA	1					113	35
X2 0 03041		BUTTON: horn 450098 (77640)	EA	1					113	11
X2 0 03042		CABLE ASSEMBLY: button 45170-2737 (77640)	EA	1					113	6
X1 03043		BUSHING, SLEEVE 051036 (77640)	EA	1						
X1 03044		FERRULE, ELECTRICAL CONDUCTOR 032089 (77640)	EA	1						
X1 03045		INSULATOR 075001 (77640)	EA	1						
X1 03046		TERMINAL 032262 (77640)	EA	1						
X2 0 03047		CONTACT, LOWER: horn button spring seat 029037 (77640)	EA	1					113	8
X2 0 03048		CONTACT RING ASSEMBLY 065058 (77640)	EA	1					113	15
X2 0 03049		COVER: horn button 029085 (77640)	EA	1					113	12
X2 0 03050		RETAINER: horn button 454895 (77640)	EA	1					113	7
X2 0 03051		SCREW, MACHINE: contact mtg G112865 (77640)	EA	2					113	34
X2 0 03052		SCREW, NYLON: contact 020168 (77640)	EA	1					113	16
X2 0 03053		SCREW: sheet metal, 3/16 in. x 5/8 in. lg 022020 (77640)	EA	3					113	13
X2 0 03054		SOLENOID: air horn 80239 (90218)	EA	1					131	4
X2 0 03055		SPACER: contact brush 034059 (77640)	EA	1					113	37
X2 0 03056		2590-253-7230 SPRING, HELICAL, COMPRESSION: button 401082 (77640)	EA	1					113	9
X2 0 03057		WASHER, SHOULDERED AND RECESSED: button spring 029039 (77640)	EA	1					113	10
03058 X2 0 03059		0612 - BATTERIES BATTERY CASE ASSEMBLY 680765 (02280)	EA	1					26	
X1 03060		(Used on non-winterized units only) BATTERY CASE 780858 (02280)	EA	1					26	1
P 0 03061		6140-065-8591 BLOCK, WOOD 481635 (02280)	EA	4	*	*	*	*	26	3
P 0 03062		6140-065-5297 BLOCK, WOOD 481636 (02280)	EA	2	*	*	*	*	26	
P 0 03063		BLOCK, WOOD 481637 (02280)	EA	2	*	*	*	*	26	8

(1) SMR CODE	(2) FEDERAL STOCK NUMBER	(3) DESCRIPTION  REF NUMBER & MFR CODE	(4) USABLE ON CODE	(5) UNIT OF MEAS QTY INC IN UNIT	(6) 15-DAY ORGANIZATIONAL MAINTENANCE ALW				(7) ILLUS- TRATION		
					(a)	(b)	(c)	(d)	(a)	(b)	
					1-5	6-20	21-50	51-100	FIG. NO.	ITEM NO.	
X1 03064		BRACKET 750503 (57733)		EA	2						
X1 03065		CATCH 750031 (57733)		EA	2						
X2 0 03066		NUT, PLAIN, HEXAGON: case mtg 804722 (02280)		EA	4				26	6	
X2 0 03067		SCREW, CAP, HEXAGON HEAD: case mtg 802441 (02280)		EA	4				26	4	
0 03068	5310-010-3325	WASHER, LOCK: case mtg		EA	4	*	*	*	*	26	5
P 0 03069	6140-057-2554	BATTERY, STORAGE MS35000-3 (96906)		EA	2	*	*	*	*		
M 0 03070		CABLE: jumper 481980 (02280) (Used on non-winterized units only) MANUFACTURE FROM:		EA	1					26	10
X2 0 03071	5940-186-7144	TERMINAL, LUG		EA	2						
P 0 03072	6145-705-6674	WIRE, ELECTRICAL (10 in. required)		FT		SEE	GRP	9501			
M 0 03073		CABLE: negative 481979 (02280) (Used on non-winterized units only) MANUFACTURE FROM:		EA	1					26	9
X2 0 03074	5940-186-7144	TERMINAL, LUG		EA	2						
P 0 03075	6145-705-6674	WIRE, ELECETRICAL (5 ft required)		FT		SEE	GRP	9501			
M 0 03076		CABLE: positive 481978 (02280) (Used on non-winterized units only) MANUFACTURE FROM:		EA	1					26	7
X2 0 03077	5940-186-7144	TERMINAL, LUG		EA	1						
X2 0 03078	5940-333-1894	TERMINAL, LUG		EA	1						
P 0 03079	6145-705-6674	WIRE, ELECTRICAL (3 ft, 8 in. required)		FT		SEE	GRP	9501			
P 0 03080	6810-249-9354	SULFURIC ACID: battery (2 gal required for each BATTERY) F216H237 (14351)		GAL		*	*	*	*		
03081		0613 - CHASSIS WIRING HARNESS									
X2 0 03082		BUSHING, INSULATED 805865 (02280)		EA	2					120	14
X2 0 03083		CONDUIT, RIGID: rear outrigger 482174 (02280)		EA	1					120	22
X2 0 03084		CONDUIT, RIGID: rear outrigger (6 ft. 11 in. required) 482166 (02280)		EA	1					120	2
X2 0 03085		ELBOW: conduit MFL50 (03743)		EA	1					120	1
X2 0 03086		LOCKNUT 805931 (02280)		EA	4					120	23
0 03087	5310-017-7581	NUT, PLAIN, HEXAGON: receptacle mtg		EA	4	*	*	*	*	120	27
X2 0 03088		NUT, PLAIN, HEXAGON: strap mtg 804716 (02280)		EA	2					120	3
0 03089	5305-068-0502	SCREW, MACHINE: receptacle mtg		EA	4	*	*	*	*	120	25
X2 0 03090		STRAP: conduit 805873 (02280)		EA	2					120	4
0 03091	5310-010-3319	WASHER, LOCK: receptacle mtg		EA	4	*	*	*	*	120	6

(1) SMR CODE	(2) FEDERAL STOCK NUMBER	(3) DESCRIPTION  REF NUMBER & MFR CODE	(4) UNIT OF MEAS  USABLE ON CODE	(5) QTY INC IN UNIT	(6) 15-DAY ORGANIZATIONAL MAINTENANCE ALW				(7) ILLUS- TRATION	
					(a)	(b)	(c)	(d)	(a)	(b)
					1-5	6-20	21-50	51-100	FIG. NO.	ITEM NO.
MF 0 03092		WIRE ASSEMBLY: cab outlet 481826 (02280)	EA	1						
X2 0 03093	5935-399-6676	MANUFACTURE FROM: TERMINAL, LUG 8338564 (00000)	EA	2						
MF 0 03094		WIRE ASSEMBLY: clearance lamp 482153 (02280)	EA	1						
X2 0 03095	5940-057-2929	MANUFACTURE FROM: FERRULE, ELECTRICAL CONDUCTOR 572929 (00000)	EA	1						
X2 0 03096	5935-399-6676	TERMINAL LUG, 8338564 (00000)	EA	1						
MF 0 03097		WIRE ASSEMBLY: dome light 481825 (02280)	EA	1						
M 0 X2 0 03098	5940-057-2929	MANUFACTURE FROM: FERRULE, ELECTRICAL CONDUCTOR 572929 (00000)	EA	1						
X2 0 03099	5935-399-6676	TERMINAL, LUG 8338564 (00000)	EA	1						
MF 0 03100		WIRE ASSEMBLY: spotlight 481824 (02280)	EA	1						
X2 0 03101	5940-660-3634	MANUFACTURE FROM: TERMINAL, LUG 7056703 (00000)	EA	1						
X2 0 03102		PLUG ASSEMBLY: trailer 7731427 (00000)	EA	1				106		37
X2 0 03103		RECEPTACLE: plug to outrigger 8376209 (00000)	EA	1				120		24
03104 X1 03105		0615 - RADIO INTERFERENCE SUPPRESSION CAPACITOR, FIXED, PAPER DIELECTRIC 1916625 (16764)	EA	1				22		18
X1 03106		(Component of REPAIR KIT, Stock No. 2-20-536-5436, See Group 0605) CAPACITOR, FIXED, PAPER DIELECTRIC 1915978 (16764)	EA	1				22		40
03107 03108		(Component of REPAIR KIT, Stock No. 2920-536-54.6, See Group 0605) GROUP 07 - TRANSMISSION ASSEMBLY 0700 - TRANSMISSION ASSEMBLY								
X2 0 03109		BREATHING: drop gear housing 106656 (12603)	EA	1				95		2
X2 0 03110		ELBOW, PIPE: drop gear housing breather 25F1 (40152)	EA	1				95		3
X2 0 03111		PLUG, MAGNETIC DRAIN: transmission case, sq head, 3/4-14 thd size 224864 (12603)	EA	2				95		6
X2 0 1 03112		PLUG, PIPE: filler, transmission case 13E20 (40152)		EA	2					95
03113 X2 0 03114		0704 - TRANSMISSION TOP COVER ASSEMBLY BOOT, DUST AND MOISTURE SEAL: universal lever 202128 (12603)	EA	1				96		13
X2 0 03115		BRACKET, ANCHOR: pivot lever 202122 (12603)	EA	1				96		25

(1) SMR CODE	(2) FEDERAL STOCK NUMBER	(3) DESCRIPTION  REF NUMBER & MFR CODE	(4) UNIT OF MEAS  USABLE ON CODE	(5) QTY INC IN UNIT	(6) 15-DAY ORGANIZATIONAL MAINTENANCE ALW				(7) ILLUS- TRATION	
					(a)	(b)	(c)	(d)	(a)	(b)
					1-5	6-20	21-50	51-100	FIG. NO.	ITEM NO.
X2 0 03116		BRACKET, SWIVEL 209901 (12603)	EA	1					96	28
X2 0 03117		COVER, REMOTE CONTROL 202785 (12603)	EA	1					96	18
X2 0 03118		FINGER, SHIFT: inside 203075 (12603)	EA	1					96	22
X2 0 03119		FINGER SHIFT: outside 202127 (12603)	EA	1					96	12
M 0 03120		GASKET: remote control cover 202733 (89881)	EA	1					96	23
P 0 03121	5330-467-3615	MANUFACTURE FROM: PAPER, GASKET	YD			SEE	GRP	9501		
X2 0 03122		KEY, WOODRUFF: finger shift 5J607 (40152)	EA	2					96	24
X2 0 03123		LEVER, UNIVERSAL 202123 (12603)	EA	1					96	26
M 0 03124		LOCKWIRE: universal lever 28118 (40152)	EA	1					96	14
P 0 03125	9505-164-2755	MANUFACTURE FROM: WIRE (8 in. required for each LOCKWIRE)	CL			SEE	GRP	9501		
X2 0 03126	5310-012-1932	NUT, PLAIN, HEXAGON: cover mtg	EA	4					96	20
0 03127	5315-187-9572	PIN, COTTER: anchor bracket and swivel bracket	EA	6	*	*	*	*	96	7
X2 0 03128		PIN, STRAIGHT, HEADED: anchor bracket and swivel bracket, 0.433 in. dia, 1 9/64 in. lg 202129 (12603)	EA	6					96	9
X2 0 03129		PLUG, EXPANSION: remote control cover, 1.125 in. dia 203070 (12603)	EA	1					96	21
X2 0 030130		PLUG, EXPANSION: universal lever 12F013 (40152)	EA	1					96	27
X2 0 03131		RING, RETAINING: draw rod yoke 224044 (12603)	EA	1					96	29
X2 0 03132		RING, RETAINING: rocker shaft 224036 (12603)	EA	1					96	15
X2 0 03133		SCREW, SPECIAL: shift finger 201705 (12603)	EA	2					96	16
X2 0 03134		SHAFT: finger shift rocker 202784 (12603)	EA	1					96	17
X2 0 03135		SHIFT LEVER ASSEMBLY 223565 (12603)	EA	1						
X2 0 03136		BOLT, MACHINE: yoke 2C626 (40152)	EA	2					96	11
X2 0 03137		BOOT, DUST AND MOISTRUE SEAL: shift lever 202484 (12603)	EA	1					96	2
X2 0 03138		BRACKET: shift lever 202788 (12603)	EA	1					96	3
X2 0 03139		KNOB: shift lever 201401 (12603)	EA	1					96	1
X2 0 03140		LEVER ASSEMBLY, SHIFT 200573 (12603)	EA	1					96	
X2 0 03141		LEVER, SHIFT 203058 (12603)	EA	1					96	6



(1) SMR CODE	(2) FEDERAL STOCK NUMBER	(3) DESCRIPTION  REF NUMBER & MFR CODE	(4) UNIT OF MEAS  USABLE ON CODE	(5) QTY INC IN UNIT	(6) 15-DAY ORGANIZATIONAL MAINTENANCE ALW				(7) ILLUS- TRATION	
					(a)	(b)	(c)	(d)	(a)	(b)
					1-5	6-20	21-50	51-100	FIG. NO.	ITEM NO.
X2 0		LEVER, YOKE 203036 (12603)	EA	1					96	36
03142		PIN, TAPERED: lever to yoke, No. 4 203061 (12603)	EA	2					96	8
X2 0		SPRING, HELICAL, COMPRESSION: shift lever support 201298 (12603)	EA	1					96	5
03143		WASHER: pivot spring seat 201299 (12603)	EA	1					96	4
X2 0	5310-596-7373	NUT, PLAIN, HEXAGON: bracket mtg	EA	1					96	31
03146		NUT, PLAIN, HEXAGON: yoke 2D06 (40152)	EA	2					96	20
X2 0	5315-187-9572	PIN, COTTER: yoke pin	EA	2	*	*	*	*	96	7
03147		PIN, STRAIGHT, HEADED: yoke, 0.433 in. dia., 1 9/64 in. lg 202129 (12603)	EA	2					96	9
X2 0	5305-543-4952	SCREW, CAP, HEXAGON HEAD: bracket mtg	EA	1					96	32
03150		WASHER, LOCK: yoke 4E06 (40152)	EA	2					96	19
X2 0		YOKE: shift lever 202132 (12603)	EA	1					96	10
03151	5310-054-1844	WASHER, LOCK: cover mtg	EA	4					96	19
X2 0		YOKE, DRAW ROD 202937 (12603)	EA	1					96	30
03154		GROUP 08 - TRANSFER ASSEMBLY 0801 - POWER TRANSFER ASSEMBLY								
X2 0		FLANGE: brake drum 3897B1718 (78500)	EA	1					104	1
03157		NUT, SLOTTED, HEXAGON: output shaft 16278 (785005)	EA	1					104	3
X2 0		PIN, COTTER: output shaft K2416 (78500)	EA	1					104	4
03158		PLUG, PIPE: housing 1850Q43 (78500)	EA	1						
X2 0		YOKE ASSEMBLY A3280C3201 (78500)	EA	2						
03161		DEFLECTOR, DIRT AND LIQUID 28472132 (78500)	EA	2						
X1		0803 - GEARSHIFT AND CONTROLS								
03162		BEARING, FLANGE: shaft 482019 (02280)	EA	2					98	10
03163	2530-450-9286	BOOT ASSEMBLY: lever A123007 (70281)	EA	1	*	*	*	*	98	5
X2 0		BRACKET: control cable mtg 580865 (02280)	EA	1					97	1
03166		CLAMP, HOSE: boot to lever 1012504 (70281)	EA	1					98	4
X2 0		CLEVIS: rod end 810250 (02280)	EA	2					98	17
03167		CLIP: control cable D731 (59690)	EA	1					97	8
X2 0										
03168										
X2 0										
03169										

(1) SMR CODE	(2) FEDERAL STOCK NUMBER	(3) DESCRIPTION  REF NUMBER & MFR CODE	(4) UNIT OF MEAS  USABLE ON CODE	(5) QTY INC IN UNIT	(6) 15-DAY ORGANIZATIONAL MAINTENANCE ALW				(7) ILLUS- TRATION	
					(a)	(b)	(c)	(d)	(a)	(b)
					1-5	6-20	21-50	51-100	FIG. NO.	ITEM NO.
P 0	2520-967-9101	CLUTCH ASSEMBLY: declutch	EA	1	*	*	*	*	97	5
03170		481541 (02280)								
X2 0		CRANK: rods	EA	1					98	14
03171		481543 (02280)								
X2 0		EYE: control cable	EA	1					97	2
03172		481535 (02280)								
X2 0		FITTING, LUBRICATION: control cable	EA	1					97	4
03173		1610BL (70270)								
0	4730-050-4208	FITTING, LUBRICATION: crank	EA	1	*	*	*	*	98	11
03174										
X2 0		KEY, WOODRUFF: crankshaft	EA	3					98	12
03175		N023 (73460)								
X2 0		LEVER, SHIFT	EA	1					98	2
03176		580809 (02280)								
0	5310-017-7581	NUT, PLAIN, HEXAGON: boot mtg	EA	4	*	*	*	*	98	24
03177										
0	5310-619-3556	NUT, PLAIN, HEXAGON: control cable	EA	1	*	*	*	*	97	9
03178										
0	5310-619-3555	NUT, PLAIN, HEXAGON: control cable mtg screw	EA	1	*	*	*	*	97	6
03179										
0	5310-732-0558	NUT, PLAIN, HEXAGON: crank mtg	EA	2	*	*	*	*	98	20
03180										
0	5310-639-6062	NUT, PLAIN, HEXAGON: flange bearing mtg	EA	8	*	*	*	*	98	21
03181										
X2 0		NUT, PLAIN, HEXAGON: rod	EA	2					98	8
03182		804741 (02280)								
0	5315-839-5820	PIN, COTTER: control cable mtg pin	EA	1	*	*	*	*	97	3
03183										
0	5315-839-5820	PIN, COTTER: crank and rod mtg pins	EA	4	*	*	*	*	98	7
03184										
X2 0		PIN, COTTER: rod and crank mtg pins	EA	4					98	3
03185		804890 (02280)								
X2 0		PIN, STRAIGHT, HEADED: control cable mtg	EA	1					97	10
03186		2708-1-2-2A (71843)								
X2 0		PIN, STRAIGHT, HEADED: rod and crank mtg	EA	2					98	16
03187		2708-1-2-6A (71843)								
X2 0		PIN, STRAIGHT HEADED: shift lever mtg	EA	1					98	1
03188		L4499F (022805)								
X2 0		ROD, REACH: shift lever to crank	EA	1					98	6
03189		580866 (02280)								
X2 0		NUT, PLAIN, HEXAGON: rod	EA	1					98	8
03190		804741 (02280)								
X2 0		YOKE: rod end	EA	1					98	9
03191		812049 (02280)								
X2 0		ROD: top of transfer case	EA	1					98	18
03192		481534 (02280)								
0	5305-637-4031	SCREW, CAP, HEXAGON HEAD: boot mtg	EA	4	*	*	*	*	98	26
03193										
X2 0		SCREW, CAP, HEXAGON HEAD: crank mtg	EA	2					98	15
03194		02293 (02280)								
X2 0		SCREW, CAP, HEXAGON HEAD: flange bearing mtg	EA	8					98	23
03195		802331 (02280)								
X2 0		SHAFT, GEARSHIFT	EA	1					98	13
03196		481539 (02280)								
0	5310-982-6562	WASHER, FLAT	EA	2	*	*	*	*		
03197										
0	5310-010-3319	WASHER, LOCK: boot mtg	EA	4	*	*	*	*	98	25
03198										
0	5310-010-3319	WASHER, LOCK: control cable mtg screw	EA	1	*	*	*	*	97	7
03199										

(1) SMR CODE	(2) FEDERAL STOCK NUMBER	(3) DESCRIPTION  REF NUMBER & MFR CODE	(4) UNIT OF MEAS  USABLE ON CODE	(5) QTY INC IN UNIT	(6) 15-DAY ORGANIZATIONAL MAINTENANCE ALW				(7) ILLUS- TRATION	
					(a)	(b)	(c)	(d)	(a)	(b)
					1-5	6-20	21-50	51-100	FIG. NO.	ITEM NO.
0	5310-261-7340	WASHER, LOCK: crank mtg	EA	2	*	*	*	*	98	19
03200										
X2	0	WASHER, LOCK: flange bearing mtg	EA	8						98
22										
03201		805059 (02280)								
03202		0804 - LUBRICATION COMPONENTS								
X2	0	BREATHER: power transfer	EA	1						
03203		1199J116 (78500)								
03204		GROUP 09 - PROPELLER AND PROPELLER SHAFTS								
03205		0900 - PROPELLER SHAFTS								
P	0	2520-966-5801	EA	4	*	*	2	2		
03206		PARTS KIT: universal shaft assembly								
X1		CP72N36 (70960)	EA	16						
03207		BEARING, ROLLER, NEEDLE	EA	32						
X1		72N4A (70960)	EA	4					99	1
03208		SCREW, CAP, HEXAGON HEAD	EA	4						
X1		72J7-5 (70960)	EA	4					99	8
03209		SPIDER	EA	4						
X1		72N1A (70960)	EA	4						
03210		FITTING, LUBRICATION: spider	EA	4						
X1		1610BL (70270)	EA	16						
03211		SHIELD, DUST	EA	32						
X1		72N2 (70960)	EA	2	*	*	*	2		
03212		WASHER, LOCK	EA	2						
P	0	2520-966-2070	EA	296						
03213		REPAIR KIT: shaft assembly	EA	4						
X1		CP72N35 (70960)	EA	4						
03214		BEARING	EA	4						
X1		72N5 (70960)	EA	4						
03215		BEARING, ROLLER, NEEDLE	EA	4						
X1		72N4A (70960)	EA	2						
03216		CUP, NEEDLE	EA	2						
X1		72N4 (70960)	EA	2						
03217		BOLT: yoke mtg	EA	2						
X1		72N7-2 (70960)	EA	2						
03218		CROSS, CENTER	EA	2						
X1		72N1(70960)	EA	2					99	8
03219		FITTING, LUBRICATION: spider	EA	8					99	3
X1		1610BL (70270)	EA	4						
03220		SHIED, DUST	EA	4						
X1		72N2 (70960)	EA	4					99	7
03221		CUP ASSEMBLY, NEEDLE BEARING	EA	4						
X1		72N4-1A (70960)	EA	4						
03222		CUP, NEEDLE	EA	8						
X1		72N4-1 (70960)	EA	10					99	10
03223		SEAL	EA	10						
X1		82N63 (70960)	EA	10						
03224		NUT, JAM	EA	10						
X1		G6674M (70960)	EA	2						
03225		SCREW, CAP, HEXAGON HEAD	EA	2						
X1		82N7-1 (70960)	EA	2					99	1
03226		SPIDER	EA	2						
		72N1A (70960)								

(1) SMR CODE	(2) FEDERAL STOCK NUMBER	(3) DESCRIPTION  REF NUMBER & MFR CODE	(4) UNIT OF MEAS  USABLE ON CODE	(5) QTY INC IN UNIT	(6) 15-DAY ORGANIZATIONAL MAINTENANCE ALW				(7) ILLUS- TRATION	
					(a)	(b)	(c)	(d)	(a)	(b)
					1-5	6-20	21-50	51-100	FIG. NO.	ITEM NO.
X1 03227	5310-010-3322	WASHER:, LOCK: yoke mtg	EA	2						
P 0	2520-966-2072	REPAIR KIT: shaft assembly	EA	2	*	*	*	2		
03228		CP2N22 (70960)	EA	8						
X1 03229		BEARING, NEEDLE ASSEMBLY	EA	8						
X1 03230		92N4A (70960)	EA	2					99	1
X1 03231		SPIDER	EA	2					99	8
X1 03232		92N1A (70960)	EA	2					99	3
X1 03233		FITTING, LUBRICATION: spider	EA	8					99	
X1 03234		0644A (70270)	EA	1					99	
X1 03235		SHIELD, DUST	EA	1					99	
X2 0		92N2 (70960)	EA	1					99	
03233		SHAFT ASSEMBLY, PROPELLER	EA	1						
X1 03234		954-04-23015A (70960)	EA	2						
X1 03235		(Includes components of PARTS KIT, Stock No. 2520-966-5801 )	EA	2						
X1 03236		CAP ASSEMBLY: dust	EA	2						
X1 03237		DC72N1 (70960)	EA	2						
X1 03238		CAP, DUST	EA	4					99	4
X1 03239		72N02 (70960)	EA	2					99	5
X1 03240		WASHER	EA	2						
X1 03241		311-02 (70960)	EA	2						
X1 03242		WASHER, FELT	EA	2						
X1 03243		72N13 (70960)	EA	2						
X1 03244		PLUG	EA	1					99	
X1 03245		6N15-2 (70960)	EA	1						
X1 03246		YOKE ASSMBLY: shaft	EA	1					99	
X1 03247		95455-23015 (70960)	EA	1						
X1 03248		(Used with SHAFT ASSEMBLY, Stock No. (70960)	EA	1						
X1 03249		954-0423015A, only)	EA	1						
X1 03250		PLUG, PIPE	EA	1						
X1 03251		208-03 (70960)	EA	1					99	2
X1 03252		YOKE ASSEMBLY	EA	1						
X1 03253		954-55-23014 (70960)	EA	1						
X1 03254		(Used with SHAFT ASSEMBLY, Stock No. (70960)	EA	1						
X1 03255		954-04-23014A, only)	EA	1						
X1 03256		PLUG, PIPE	EA	2					99	6
X1 03257		208-03 (70960)	EA	1						
X1 03258		YOXE, SLIP	EA	1					99	
X1 03259		72NLS32-1 (70960)	EA	1						
X2 0		SHAFT ASSEMBLY, PROPELLER: between intra-axle assembly	EA	1					99	
03244		954-04-23014A (70960)	EA	1						
X2 0		(Same as SHAFT ASSEMBLY, Stock No. (79060) 954-04-23015A,	EA	1						
03245		except where individual components are annotated)	EA	1						
X1 03246		SHAFT ASSEMBLY, PROPELLER: transfer to case to rear axle	EA	1						
X1 03247		960-04-23013B (70960)	EA	16					99	10
X1 03248		(Includes components of REPAIR KIT, Stock No. 2520-966-2072)	EA	1						
X1 03249		NUT, STOP	EA	1						
X1 03250		09845M (70960)	EA	1						
X1 03251		PLUG	EA	16					99	9
X1 03252		208-03 (70960)	EA	1						
X1 03253		SCREW, CAP, HEXAGON HEAD	EA	1						
X1 03254		82N7 (70960)	EA	1					104	2
X1 03255		SHAFT	EA	1						
X1 03256		92NF12 (70960)	EA	1						

(1) SMR CODE	(2) FEDERAL STOCK NUMBER	(3) DESCRIPTION  REF NUMBER & MFR CODE	(4) UNIT OF MEAS  USABLE ON CODE	(5) QTY INC IN UNIT	(6) 15-DAY ORGANIZATIONAL MAINTENANCE ALW				(7) ILLUS- TRATION	
					(a)	(b)	(c)	(d)	(a)	(b)
					1-5	6-20	21-50	51-100	FIG. NO.	ITEM NO.
X1		FLANGE	EA	1						
03250		09901M (70960)								
X1		YOKE	EA	1						
03251		92N72 (70960)								
X1		YOKE ASSEMBLY: shaft	EA	1				99		2
03252		960-55-23013 (70960)								
X1		YOKE, SLIP	EA	1				99		6
03253		92NTS48-1 (70960)								
X1		CAP ASSEMBLY: dust	EA	1				99		
03254		DC92N (70960)								
X1		PLUG	EA	1						
03255		09565M (70960)								
X1		SHIELD, DUST	EA	1				99		3
03256		92502 (70960)								
X1		WASHER	EA	2				99		4
03257		92N12 (70960)								
X1		WASHER, FELT	EA	1				99		5
03258		92N13 (70960)								
X2 0		UNIVERSAL JOING: transmission to transfer case	EA	1				99		
03259		954-07-23012 (70960)								
		(Includes components of REPAIR KIT, Stock No. 2520966-2070)								
X1		YOKE ASSEMBLY: shaft	EA	1				99		2
03260		954-30-17358 (70960)								
X1		FITTING, LUBRICATION: yoke	EA	1				99		8
03261		5042 (70270)								
X1		PLUG	EA	1						
03262		G2670M (70960)								
X1		YOKE	EA	1						
03263		72NYS40 (70960)								
03264		GROUP 10 - FRONT AXLE								
03265		1000 - FRONT AXLE ASSEMBLY								
X2 0		CAP BREATHER: front axle	EA	1		SEE	GRP	9901	100	4
03266		A1199P1394 (78500)								
X2 0		GASKET	EA	1					100	2
03267		28086203 (78500)								
X2 0		GASKET: magnetic drain plug	EA	1					100	5
03268		2208V568 (78500).								
X2 0		PLUG, MAGNETIC: housing	EA	1					100	6
03269		1250V256 (78500)								
X2 0		PLUG, PIPE: housing	EA	1					100	1
03270		P120 (78500)								
X2 0		STUD, PLAIN: housing to differential	EA	12					100	3
03271		4X186 (78500)								
03272		1004 - STEERING MECHANISM								
X2 0		FITTING, LUBRICATION; flange	EA	2						
03273		MS150064 (96906)								
X2 0	4730-050-4208	FITTING, LUBRICATION: socket	EA	2						
03274										
X2 0		FLANGE: knuckle	EA	2					111	20
03275		3870176 (78500)								
P 0	2530-303-5032	GASKET: flange	EA	2	*	*	*		*111	21
03276		280811164 (78500)								

(1) SMR CODE	(2) FEDERAL STOCK NUMBER	(3) DESCRIPTION  REF NUMBER & MFR CODE	(4) UNIT OF MEAS  USABLE ON CODE	(5) QTY INC IN UNIT	(6) 15-DAY ORGANIZATIONAL MAINTENANCE ALW				(7) ILLUS- TRATION	
					(a)	(b)	(c)	(d)	(a)	(b)
					1-5	6-20	21-50	51-100	FIG. NO.	ITEM NO.
03277		GROUP 11 - REAR AXLE								
03278		1100 - REAR AXLE ASSEMBLY								
X2 0		BREATHER: rear axles	EA	2		SEE	GRP	9901		
03279		A1199P394 (78500)								
X2 0		DOWEL: axle shaft	EA	32					110	3
03280		1246D290 (97286)								
X2 0		GASLET: axle shaft flange	EA	4					110	5
03281		2208W413 (78500)								
X2 0		NUT: axle shaft	EA	32					110	1
03282		N110 (97286)								
X2 0		SHAFT, AXEL: lh	EA	2					110	4
03283		320253971 (78500)								
X2 0		SHAFT, AXLE: rh	EA	2					110	4
03284		3202T3972 (78500)								
X2 0		WASHER: axle	EA	32					110	2
03285		1229X518 (97286)								
03286		1101 - HOUSING, PLUGS								
X2 0		GASKET: drain plug	EA	2						
03217		2208V568 (97286)								
X2 0		GASKET: fill plug	EA	2						
03258		220C315 (97286)								
X2 0		PLUG, INDICATOR: axle housing	EA	2						
03289		A1199S109 (97286)								
X2 0		PLUG, PIPE: drain	EA	2						
03290		1250V256 (97286)								
0	4730-010-3875	PLUG, PIPE: filler	EA	2	*	*	*	*		
03291										
03292		1108 - WALKING BEAMS								
X2 0		FITTING, LUBRICATION: beam	EA	6						
03293		1610 (70270)								
X2 0		TORQUE ROD ASSEMBLY	EA	2		SEE	GRP	1605		
03294		CA22991 (28158)								
03295		GROUP 12 -BRAKES								
03296		1201 - HANDBRAKES								
X2 0		BAR	EA	1						
03297		24442B (02280)								
X2 0		BOOT: lever	EA	1					103	2
03298		A123005 (70281)								
P 0	2530-968-4115	CABLE, BRAKE	EA	1	*	*	*	*	103	9
03299		481542 (92687)								
X2 0		CAMSHAFT: lever	EA	1					104	8
03300		271OU151 (78500)								
X2 0	4730-358-5965	CLAMP, HOSE: boot mtg	EA	1					103	1
03301										
X2 0		DRUM ASSEMBLY	EA	1					104	15
03302		A3819411 (78500)								
X2 0		BOLT: drum mtg	EA	8					104	14
03303		10X507 (78500)								
X2 0		NUT, PLAIN, HEXAGON: drum mtg	EA	8					104	17
03304		N16-1 (78500)								
0	5310-261-7340	WASHER, LOCK: drum mtg	EA	8	*	*	*	*	104	16
03305										

(1) SMR CODE	(2) FEDERAL STOCK NUMBER	(3) DESCRIPTION  REF NUMBER & MFR CODE	(4) UNIT OF MEAS  USABLE ON CODE	(5) QTY INC IN UNIT	(6) 15-DAY ORGANIZATIONAL MAINTENANCE ALW				(7) ILLUS- TRATION	
					(a)	(b)	(c)	(d)	(a)	(b)
					1-5	6-20	21-50	51-100	FIG. NO.	ITEM NO.
X2 0 03306		LEVER, BRAKE 481540 (92687)	EA	1					103	3
X2 0 03307		LEVER: camshaft 372E213 (78500)	EA	1					104	9
X2 0 03308		NUT, LOCK: lever mtg 1779Z260 (78500)	EA	1					104	11
0 03309	5310-276-2698	NUT, PLAIN, HEXAGON: backplate mtg	EA	4					104	12
X2 0 03310	5310-017-7581	NUT, PLAIN, HEXAGON: boot mtg	EA	3					103	14
X2 0 03311	5310-42-6096	NUT, PLAIN, HEXAGON: lever mtg	EA	2					103	6
X2 0 03312	5315-842-3044	PIN, COTTER: cable mtg	EA	1					103	11
X2 0 03313		PIN, COTTER: cable mtg 804861 (02280)	EA	1					103	8
X2 0 03314	5315-793-2954	PIN, STRAIGHT, HEAD: cable mtg, 3/8 in. dia, 1 1/8 in. lg	EA	1					103	7
X2 0 03315		PIN, STRAIGHT, HEADED: cable mtg 2708--2-4A (71 843)	EA	1					103	10
X2 0 03316		PLATE, RACING ASSEMBLY A3736K375 (78500)	EA	1					104	19
0 03317	5305-726-2551	SCREW, CAP, HEXAGON HEAD: backplate mtg	EA	4	*	*	*	*	104	18
X2 0 03318		SCREW, CAP, HEXAGON HEAD: body mtg MS35291-6 t96906)	EA	3					103	16
X2 0 03319		SCREW, CAP, HEXAGON HEAD: lever mtg 802292 (02280)	EA	2					103	13
X2 0 03320		SHOE AND LINGING ASSEMBLY A1-3722E421 (78500)	EA	2					104	
X1 03321		SHOE A3722E421 (78500)	EA	2					104	5
X1 03322		TABLE 3722Y415 (78500)	EA	2						
X1 03323		WEB 3722W413 (78500)	EA	2						
X2 0 03324		SPRING, HELICAL, EXTENSION: shoe 2758A53 (78500)	EA	2					104	7
M 0 03325		SPACER: lever mtg, 13/32 in. id, 5/8 in. od, 15/32 in. lg	EA	2					103	12
P 0 03326	4710-278-5401	MANUFACTURE FROM: STEEL, PIPE, BLACK: 1/2 in.	FT			SEE	GRP	9501		
X2 0 03327		STRUT A3787N14 (78500)	EA	1					104	6
X2 0 03328		WASHER, FLAT: lever mtg WA39 (78500)	EA	1					104	10
X2 0 03329		WASHER, FLAT: lever mtg 804470 (02280)	EA	14					103	4
X2 0 03330		WASHER, LOCK: backplate mtg WA110 (78500)	EA	4					104	13
X2 0 03331	5310-010-3319	WASHER, LOCK: boot mtg	EA	3					103	15
0 03332	5310-261-7340	WASHER, LOCK: lever mtg	EA	2	*	*	*	*	103	5
03333 X2 0 03334		1202 - SERVICE BRAKES BOLT, MACHINE: anchor link 101657 (78500)	EA	2					101	7

(1) SMR CODE	(2) FEDERAL STOCK NUMBER	(3) DESCRIPTION  REF NUMBER & MFR CODE	(4) UNIT OF MEAS  USABLE ON CODE	(5) QTY INC IN UNIT	(6) 15-DAY ORGANIZATIONAL MAINTENANCE ALW				(7) ILLUS- TRATION	
					(a)	(b)	(c)	(d)	(a)	(b)
					1-5	6-20	21-50	51-100	FIG. NO.	ITEM NO.
X2 0 03335		BRACKET ASSEMBLY B97-3299T1554 (78500) (Component same as BRACKET ASSEMBLY, Stock No. (78500) B97-3299U1 555 )	EA	1					110	19
X2 0 03336		BRACKET ASSEMBLY B97-3299U1555 (78500)	EA	1					110	19
M 0 03337		GASKET: bracket 2208T514 (78500)	EA	4					110	20
P 0 03338	5330-467-3615	MANUFACTURE FROM: PAPER, GASKET (3 in. x 6 in. required for each GASKET)	YD			SEE	GRP	9501		
P 0 03339	5330-245-6159	WASHER, NONMETALLIC 5X191 (78500)	EA	2		SEE	GRP	9901		
X2 0 03340		BRACKET, LEFT HAND: front brake 3299,2675 (78500)	EA	1					101	6
X2 0 03341		BRACKET, RIGHT HAND: front brake 2399X2676 (78500)	EA	1					101	6
X2 0 03342		BRAKE SHOE ASSEMBLY A3-3222E447 (78500) (Components same as BRAKE SHOE ASSEMBLY, Stock No. (78500) A4-3222E447 )	EA	4					102	5
X2 0 03343		BRAKE SHOE ASSEMBLY A4-3222E447 (78500)	EA	4					102	5
X2 0 03344		FELT, MECHANICAL, PREFORMED 5X640 (78500)	EA	12					110	18
X2 0 03345		FELT, MECHANICAL, PREFORMED: anchor pin 5X640 (78500)	EA	4					102	3
X2 0 03346		PIN, GROOVED, HEADLESS 1259L90 (78500)	EA	8					102	4
X2 0 03347		RETAINER, PACKING: rear brake anchor pin 1205K193 (78500)	EA	16					102	2
X2 0 03348		RING, RETANING 1218M13 (78500)	EA	16					102	1
X2 0 03349		LINK, ANCHOR, BRAKE SHOE 1845A1 (78500)	EA	2					101	10
X2 0 03350		NUT, CASTELLATED, HEXAGON: brake shoe link N28-1 (78500)	EA	2					101	12
X2 0 03351		PIN, COTTER: brake shoe link K238 (78500)	EA	2					101	11
X2 0 03352		SCREW, CAP, HEXAGON HEAD: bracket mtg S2812-1 (78500)	EA	8					110	29
X2 0 03353		SHOE ASSEMBLY: front A2-3222M715 (78500) (Same as SHOE ASSEMBLY, Stock No. (78500) A2-3222L714, except where individual components are annotated)	EA	2					101	8
X2 0 03354		SHOE ASSEMBLY: front A2-3222L714 (78500)	EA	2					101	8
X2 0 03355		SPRING: brake shoe return 2858997 (78500)	EA	2					101	9
X2 0 03356		SPRING, HELICAL, EXTENSION: rear brake shoe 2258P354 (78500)	EA	4					102	6
0 03357	5310-010-3323	WASHER, LOCK: bracket mtg	EA	8	*	*	*	*	110	28



(1) SMR CODE	(2) FEDERAL STOCK NUMBER	(3) DESCRIPTION  REF NUMBER & MFR CODE	(4) USABLE ON CODE	(5) UNIT OF MEAS	(6) QTY INC IN UNIT	(6) 15-DAY ORGANIZATIONAL MAINTENANCE ALW				(7) ILLUS- TRATION	
						(a)	(b)	(c)	(d)	(a)	(b)
						1-5	6-20	21-50	51-100	FIG. NO.	ITEM NO.
03358 X2 0		1208 - AIR BRAKE SYSTEM									
03359 X2 0		ADAPTER, DISCHARGE: air compressor 220071 (06853)		EA	1					109	36
03360 X2 0	4730-811-3663	ADAPTER, STRAIGHT 88LB (30327)		EA	1						
03361 X2 0		ADAPTER, STRAIGHT PIPE TO TUBE: line, rh check valve 805732 (02250)		EA	1					108	34
03362 X2 0		ADAPTER, STRAIGHT, PIPE TO TUBE: line. to relay valves 810842 (02280)		EA	4					106	55
03363 X2 0		ADAPTER, STRAIGHT, PIPE TO TUBE: line. to valve 810629 (02280)		EA	7					105	19
03364 X2 0		ADAPTER, STRAIGHT, PIPE TO TUBE:: line to air supply valve 801691 (02280)		EA	5					105	11
03365 X2 0		ADAPTER, STRAIGHT, PIPE TO TUBE: line to relay valve 805728 (02280)		EA	1					106	53
03366 X2 0		ADAPTER, STRAIGHT, PIPE TO TUBE: line to reservoir and valve 810630 (02280)		EA	11					107	4
03367 X2 0	4730-014-4355	ADAPTER, STRAIGHT, PIPE TO TUBE: tee to air supply valve		EA	1						
03368 0	5306-207-3483	BOLT, MACHINE: bracket 802309 (02280)		EA	4					107	3
03369 X2 0		BOLT, MACHINE: discharge fitting mtg		EA	2					109	35
03370 X2 0		BOLT, MACHINE: treadle valvemtg 802244 (02280)		EA	3					105	27
03371 P 0	2530-053-3601	BRACKET: air reservoir 680781 (02280)		EA	4					107	2
03372 0	5315-839-5822	BRAKE CHAMBER 277674 (06853)		EA	2	*	*	*	*	101	2
03373 X2 0		PIN, COTTER		EA	2	*	*	*	*	101	3
03374 0	5310-012-0368	PIN, STRAIGHT HEADED 200054 (068535)		EA	2					101	1
03375 0	5310-010-3329	NUT, PLAIN, HEXAGON: stud		EA	4	*	*	*	*	*101	4
03376 X2 0	5310-010-3329	WASHER, LOCK: stud		EA	2	*	*	*	*	101	5
03377 P 0	4730-278-3167	BUSHING, PIPE: reservoir check valve		EA	2					107	17
03378 X1	2530-959-6854	CHAMBER ASSMBLY, BRAKE: rear 1784A (98343)		EA	4	*	*	*	*	106	28
03379 X2 0		HANDLE 177602 (98343)		EA	4						
03380 X2 0		NUT, PLAIN, HEXAGON: rear brake chamber 193009 (98343)		EA	4						
03381 X2 0		PIN, COTTER: rear brake chamber 194002 (98343)		EA	2						
03382 X2 0		PIN, STRAIGHT, HEADED: rear brake chamber MS20392-7-43 (96906)		EA	2						
03383 X2 0		WASHER, LOCK: rear brake chamber mtg 193008 (98343)		EA	4						
03384 X2 0		COCK, DRAIN: reservoir 220332 (06853)		EA	2					107	20
03385 X2 0		CONNECTOR, FLARE, FEMALE TO MALE 151X12X12 (72216)		EA	1						

(1) SMR CODE	(2) FEDERAL STOCK NUMBER	(3) DESCRIPTION  REF NUMBER & MFR CODE	(4) UNIT OF MEAS  USABLE ON CODE	(5) QTY INC IN UNIT	(6) 15-DAY ORGANIZATIONAL MAINTENANCE ALW				(7) ILLUS- TRATION		
					(a)	(b)	(c)	(d)	(a)	(b)	
					1-5	6-20	21-50	51-100	FIG. NO.	ITEM NO.	
X2 0 03386	4730-499-6902	CONNECTOR, TUBE: rear air brake chamber hose connection 810840 (02280)	EA	4					106	47	
X2 0 03387		CONNECTOR: tube to air intake	EA	1					109	31	
X2 0 03388		COUPLING ASSEMBLY: quick disconnect 443314 (0870)	EA	2					130	9	
X2 0 03389		COUPLING, PIPE: front brakes chamber hose 205465 (06853)	EA	2					108	16	
X2 0 03390		COUPLING, PIPE: rear air brake chamber hose 910X4 (72216)	EA	4							
X2 0 03391		ELBOW, PIPE: air pressure transmitter mtg 1-2-124B (30327)	EA	1					105	15	
X2 0 03392		ELBOW, PIPE: reservoir drain line 800498 (02280)	EA	2					107	18	
X2 0 03393		ELBOW, PIPE TO TUBE 805747 (02280)	EA	1					108	15	
X2 0 03394		ELBOW, PIPE TO TUBE: lines to brake chamber and valve 810799 (02280)	EA	11					106	26	
X2 0 03395		ELBOW, PIPE TO TUBE: lines to control valve and tractor protection valve 805736 (02280)	EA	6					105	16	
X2 0 03396		ELBOW, PIPE TO TUBE: lines to valves 810674 (02280)	EA	4					106	8	
X2 0 03397		ELBOW, PIPE TO TUBE: line to check valve 805746 (02280)	EA	2					107	15	
X2 0 03398		ELBOW, PIPE TO TUBE: line to manifold 801690 (02280)	EA	4					105	12	
X2 0 03399		ELBOW, PIPE TO TUBE: line to stoplight switch and lines to front air brake chamber 805739 (02280)	EA	6					108	25	
X2 0 03400		ELBOW, PIPE TO TUBE: line to valves 805740 (02280)	EA	23					106	3	
X2 0 03401		ELBOW, PIPE TO TUBE: tube to quick disconnect 805734 (02280)	EA	2					130	6	
X2 0 03402		ELBOW, PIPE: valve to reservoir 116B (30327)	EA	1					107	9	
X2 0 03403		ELBOW, TUBE TO PIPE: line to treadle valve 805741 (02280)	EA	2					105	24	
X2 0 03404		EVAPORATOR KIT 263077 (06853)	EA	1					109		
X2 0 03405		ADAPTER 236701 (06853)	EA	1					109	27	
X2 0 03406		CONNECTOR, TUBE 217224 (06853)	EA	1					109	25	
X2 0 03407		CONTAINER 238956 (06853)	EA	1					109	23	
X1 03408		EVAPORATOR 277349 (06853)	EA	1							
X2 0 03409		GASKET: evaporator mtg 236170 (06853)	EA	1					109	26	
X2 0 03410		GASKET: plug 211310 (06853)	EA	1					109	28	
0 03411		5310-017-7581	NUT, PLAIN, HEXAGON: evaporator mtg	EA	3	*	*	*	*	109	43

(1) SMR CODE	(2) FEDERAL STOCK NUMBER	(3) DESCRIPTION  REF NUMBER & MFR CODE	(4) USABLE ON CODE	(5) UNIT OF MEAS	(6) QTY INC IN UNIT	(6) 15-DAY ORGANIZATIONAL MAINTENANCE ALW				(7) ILLUS- TRATION	
						(a)	(b)	(c)	(d)	(a)	(b)
						1-5	6-20	21-50	51-100	FIG. NO.	ITEM NO.
X2 0 03412		PLUG: fill 211811 (06853)		EA	1					109	29
X2 0 03413		PLUG, PIPE: adapter 203064 (06853)		EA	1					109	40
X2 0 03414	5305-012-1887	SCREW, CAP, HEXAGON HEAD: evaporator mtg		EA	3					109	41
X2 0 03415		TUBING 24211 (06853)		EA	1					109	24
0 03416	5310-010-8579	WASHER, LOCK: evaporator mtg		EA	3	*	*	*	*	109	42
X2 0 03417		GASKET: discharge fitting 204820 (06853)		EA	1					109	37
P 0 03418	2530-065-4295	HOSE ASSEMBLY: front brakes 481715 (02280)		EA	2	*	*	*	*	109	17
P 0 03419	2530-065-4294	HOSE ASSEMBLY: rear brake 481714 (02280)		EA	8	*	*	*	2	106	25
X2 0 03420		HOSE ASSEMBLY: wig-wag 481985 (02280)		EA	1					130	13
X2 0 03421		MANIFOLD, AIR CONTROL: air lines 212322 (06853)		EA	1					105	10
M 0 03422		NIPPLE, PIPE: reservoir drain lines 800687 (02280)		EA	2					107	19
P 0 03423	4710-278-5401	MANUFACTURE FROM: PIPE STEEL (7 in. required for each NIPPLE)		FT			SEE	GRP	9501		
X2 0 03424		NIPPLE, PIPE: tee to tee and valve to reservoir 112B (30327)		EA	6					106	5
X2 0 03425		NIPPLE, TUBE: lines connecting 810678 (02280)		EA	2					108	35
0 03426	5310-619-3555	NUT, PLAIN, HEXAGON: air supply valvemtg		EA	2	*	*	*	*	108	11
0 03427	5310-732-0558	NUT, PLAIN, HEXAGON: bracket mtg		EA	14	*	*	*	*	107	21
0 03428	5310-543-2629	NUT, PLAIN, HEXAGON: quick release valve mtg		EA	5	*	*	*	*	106	10
0 03429	5310-763-8920	NUT, PLAIN, HEXAGON: rear brake chamber		EA	4	*	*	*	*	106	31
0 03430	5310-619-3555	NUT, PLAIN, HEXAGON: stoplight and indicator switch mtg		EA	8	*	*	*	*	108	33
X2 0 03431		NUT, PLAIN, HEXAGON: straps mtg 811552 (02280)		EA	48					106	49
0 03432	5310-042-6096	NUT, PLAIN, HEXAGON: tractor protection valvemtg		EA	2	*	*	*	*	106	21
0 03433	5310-805-9964	NUT, PLAIN, HEXAGON: treadle valvemtg		EA	3	*	*	*	*	105	25
0 03434	5315-059-0149	PIN, COTTER: rear brake chamber		EA	2	*	*	*	*	106	27
X2 0 03435		PIN, STRAIGHT HEADED: rear brake chamber MS20392-7-43 (96906)		EA	2					106	32
X2 0 03436		PLUG, PIPE 811548 (02280)		EA	1						
X2 0 03437		PLUG, PIPE: reservoir 801113 (02280)		EA	1					107	8
X2 0 03438		PLUG, PIPE: treadle valve 1-8-109B (30327)		EA	2					105	18
X2 0 03439		PLUG, PIPE: treadle valve 810814 (02280)		EA	3					105	18
X2 0 03440		PLUG, PIPE: treadle valve and rear brake chamber 811546 (02280)		EA	12					106	29

(1) SMR CODE	(2) FEDERAL STOCK NUMBER	(3) DESCRIPTION  REF NUMBER & MFR CODE	(4) USABLE ON CODE	(5) UNIT OF MEAS	(6) QTY INC IN UNIT	(6) 15-DAY ORGANIZATIONAL MAINTENANCE ALW				(7) ILLUS- TRATION	
						(a)	(b)	(c)	(d)	(a)	(b)
						1-5	6-20	21-50	51-100	FIG. NO.	ITEM NO.
X2 0 03441	5350-017-9843	RESERVIOR; air N3190 (06721)		EA	2					107	6
0 03442		SCREW, CAP, HEXAGON HEAD: bracket mtg		EA	8	*	*	*	*	107	1
X2 0 03443	5305-269-3213	SCREW, CAP, HEXAGON HEAD: emergency relay valvemtg 80227 (02280)		EA	3					106	54
X2 0 03444		SCREW, CAP, HEXAGON HEAD: stoplight and indicator switch mtg 802208 (02280)		EA	8					108	29
0 03445	5305-582-8491	SCREW, CAP, HEXAGON HEAD: tractor valvemtg		EA	2	*	*	*	*	106	48
X2 0 03446		SCREW, MACHINE: air supply valvemtg 803504 (02280)		EA	2					108	13
X2 0 03447	5305-995-3444	SCREW, MACHINE: quick release valvemtg 803516 (02280)		EA	2					106	6
X2 0 03448		SCREW, MACHINE: tractor protection and dry wet switch mtg		EA	4						
0 03449	5305-010-0504	SCREW, MACHINE: tractor protection valvemtg		EA	2	*	*	*	*	91	10
X2 0 03450		SCREW, MACHINE: wig-wag mtg		EA	2	*	*	*	*	130	17
X2 0 03451	4730-263-5265	STRAP, CABLE: lines mtg 810618 (02280)		EA	8		SEE	GRP	9901	106	51
X2 0 03452		STRAP, CABLE: line mtg 810616 (02280)		EA	20					106	51
X2 0 03453	4730-263-5265	STRAP, CABLE: line mtg 810614 (02280)		EA	20					106	51
X2 0 03454		TEE, PIPE: line to lh reservoir		EA	1					107	5
X2 0 03455	4710-277-5527	TEE, PIPE TO TUBE: line to reservoir 22712X8 (72216)		EA	1					107	10
X2 0 03456		TEE, PIPE TO TUBE: line to valves 101B (30327)		EA	7					106	4
X2 0 03457	4710-277-5525	TEE, TUBE: 1ine to treadle valve 144X12X12X8 (16038)		EA	1						
X2 0 03458		TEE, TUBE: reservoir line to front trailer brake line 805696 (02280)		EA	3					107	12
M 0 03459	4710-277-5525	TUBE ASSMEBLY: adapter to tractor protection valve on dash 481748 (02280)		EA	1						
X2 0 03460		MANUFACTURE FROM: NUT, TUBE 810743 (02280)		EA	2						
P 0 03461	4710-277-5525	TUBE, COPPER, (7 ft, 6 in. required)		FT			SEE	GRP	9501		
M 0 03462		TUBE ASSEMBLY: air compressor to air supply valve 482087 (02280)		EA	1					108	12
X2 0 03463	4710-277-5525	MANUFACTURE FROM: NUT, TUBE 801692 (02280)		EA	2						
P 0 03464		TUBE, COPPER: 1/4 in. od (6 ft, 4 5/8 in. required)		FT			SEE	GRP	9501		
M 0 03465	4730-278-8562	TUBE ASSEMBLY: air compressor to reservoir 481727 (02280)		EA	1						
X2 0 03466		MANUFACTURE FROM: NUT, TUBE 805680 (02280)		EA	2						
P 0 03467	4710-277-5525	TUBE, COPPER (8 ft, 2 in. required)		FT			SEE	GRP	9501		

(1) SMR CODE	(2) FEDERAL STOCK NUMBER	(3) DESCRIPTION  REF NUMBER & MFR CODE	(4) UNIT OF MEAS  USABLE ON CODE	(5) QTY INC IN UNIT	(6) 15-DAY ORGANIZATIONAL MAINTENANCE ALW				(7) ILLUS- TRATION	
					(a)	(b)	(c)	(d)	(a)	(b)
					1-5	6-20	21-50	51-100	FIG. NO.	ITEM NO.
M 0 03468		TUBE ASSEMBLY: air supply valve to tee 482078 (02280)	EA	1					108	28
X2 0 03469	4730-012-0141	MANUFACTURE FROM: NUT, TUBE 805678 (02280)	EA	2						
P 0 03470	4710-277-5529	TUBE, COPPER (15 1/2 in. required)	FT		SEE	GRP	9501			
M 0 03471		TUBE ASSEMBLY: double check valve to quick release valve 482069 (02280)	EA	1					108	31
X2 0 03472	4730-012-0141	MANUFACTURE FROM, NUT, TUBE 805678 (02280)	EA	2						
P 0 03473	4710-277-5529	TUBE, COPPER (4 1/4 in. required)	FT		SEE	GRP	9501			
M 0 03474		TUBE ASSEMBLY: double check valve to tee 482075 (02280)	EA	1					108	27
X2 0 03475	4730-012-0141	MANUFACTURE FROM: NUT, TUBE 805678 (02280)	EA	2						
P 0 03476	4710-277-5529	TUBE, COPPER (12 in. required)	FT		SEE	GRP	9501			
M 0 03477		TUBE ASSEMBLY: double check valve to tee 482073 (02280)	EA	1					108	36
X2 0 03478	4730-012-0141	MANUFACTURE FROM: NUT, TUBE 805678 (02280)	EA	2						
P 0 03479	4710-277-5529	TUBE, COPPER (4 in. required)	FT		SEE	GRP	9501			
M 0 03480		TUBE ASSEMBLY: double check valve to tractor protection valve 481732 (02280)	EA	1					106	13
X2 0 03481	4730-012-0141	MANUFACTURE FROM: NUT, TUBE 805678 (02280)	EA	2						
P 0 03482	4710-277-5529	TUBE, COPPER (22 ft, 8 in. required)	FT		SEE	GRP	9501			
M 0 03483		TUBE ASSEMBLY: emergency relay valve to front rear brake chamber hose, rh side 481742 (02280)	EA	1					106	18
X2 0 03484	4730-012-0141	MANUFACTURE FROM: NUT, TUBE 805678 (02280)	EA	2						
P 0 03485	4710-277-5529	TUBE, COPPER (5 ft, 9 7/8 in. required)	FT		SEE	GRP	9501			
M 0 03486		TUBE ASSEMBLY: emergency relay valve to front rear brake chamber, lh side 481740 (02280)	EA	1					106	52
X2 0 03487	4730-012-0141	MANUFACTURE FROM: NUT, TUBE 805678 (02280)	EA	2						
P 0 03488	4710-277-5529	TUBE, COPPER (5 ft, 9 7/8 in. required)	FT		SEE	GRP	9501			
M 0 03489		TUBE ASSEMBLY: emergency relay valve to rear brake chamber hose, lh side 481734 (02280)	EA	1					106	20
X2 0 03490	4730-012-0141	MANUFACTURE FROM: NUT, TUBE 805678 (02280)	EA	2						
P 0 03491	4710-277-5529	TUBE, COPPER (3 ft, 4 in. required)	FT		SEE	GRP	9501			

(1) SMR CODE	(2) FEDERAL STOCK NUMBER	(3) DESCRIPTION  REF NUMBER & MFR CODE	(4) UNIT OF MEAS  USABLE ON CODE	(5) QTY INC IN UNIT	(6) 15-DAY ORGANIZATIONAL MAINTENANCE ALW				(7) ILLUS- TRATION	
					(a)	(b)	(c)	(d)	(a)	(b)
					1-5	6-20	21-50	51-100	FIG. NO.	ITEM NO.
M 0 03492		TUBE ASSEMBLY: emergency relay valve torh rear brake chamber 482067 (02280)	EA	1						
X2 0 03493	4730-012-0141	MANUFACTURE FROM: NUT, TUBE 805678 (02280)	EA	2						
P 0 03494	4710-277-5529	TUBE, COPPER (3 ft, 4 in. required)	FT		SEE	GRP	9501			
M 0 03495		TUBE ASSMBLY: lh reservoir to emergency relay valve 482077 (02280)	EA	1				106		15
X2 0 03496	4730-012-0141	MANUFACTURE FROM: NUT, TUBE 805678 (02280)	EA	2						
P 0 03497	4710-277-5529	TUBE, COPPER (11 ft, 9 3/4 in. required)	FT		SEE	GRP	9501			
M 0 03498		TUBE ASSEMBLY: manifold to indicator switch 482082 (02280)	EA	1				105		14
X2 0 03499	4730-253-0637	MANUFACTURE FROM: NUT, TUBE 801692 (02280)	EA	2						
P 0 03500	4710-277-5525	TUBE, COPPER (23 1/2 in. required)	FT		SEE	GRP	9501			
M 0 03501		TUBE ASSEMBLY: manifold to quick disconnect 482085 (02280)	EA	1				130		5
X2 0 03502		MANUFACTURE FROM NUT, TUBE 801692 (02280)	EA	2						
P 0 03503	4710-277-5525	TUBE, COPPER (5 ft required)	FT		SEE	GRP	9501			
M 0 03504		TUBE ASSEMBLY: manifold to tee 481749 (02280)	EA	1				108		22
X2 0 03505	4730-012-0141	MANUFACTURE FROM: NUT, TUBE 805678 (02280)	EA	2						
P 0 03506	4710-289-8041	TUBE, COPPER (28 1/2 in. required)	FT		SEE	GRP	9501			
M 0 03507		TUBE ASSEMBLY: manifold to tractor protection valve on dash 481735 (02280)	EA	1				105		1
X2 0 03508	4730-011-8539	MANUFACTURE FROM: NUT, TUBE 810743 (02280)	EA	2						
P 0 03509	4710-277-5527	TUBE, COPPER (4 ft, 8 in. required)	FT		SEE	GRP	9501			
M 0 03510		TUBE ASSEMBLY: manifold to trailer brake valve 481986 (02280)	EA	1				105		13
X2 0 03511		MANUFACTURE FROM: NUT, TUBE 810743 (02280)	EA	2						
P 0 03512	4710-277-5527	TUBE, COPPER (4 ft, 10 in. required)	FT		SEE	GRP	9501			
M 0 03513		TUBE ASSEMBLY: quick disconnect to wig-wag 482086 (02280)	EA	1				105		4
X2 0 03514		MANUFACTURE FROM: NUT, TUBE 810692 (02280)	EA	2						
P 0 03515	4710-277-5525	TUBE, COPPER (3 ft, 9 1/2 in. required)	FT		SEE	GRP	9501			
M 0 03516		TUBE ASSEMBLY: quick release valve to adapter 481747 (02280)	EA	1				106		11
X2 0 03517		MANUFACTURE FROM: NUT, TUBE 810743 (02280)	EA	2						

(1) SMR CODE	(2) FEDERAL STOCK NUMBER	(3) DESCRIPTION  REF NUMBER & MFR CODE	(4) UNIT OF MEAS  USABLE ON CODE	(5) QTY INC IN UNIT	(6) 15-DAY ORGANIZATIONAL MAINTENANCE ALW				(7) ILLUS- TRATION	
					(a)	(b)	(c)	(d)	(a)	(b)
					1-5	6-20	21-50	51-100	FIG. NO.	ITEM NO.
P 0 03518 M 0 03519	4710-27-5527	TUBE, COPPER (10 ft, 11 in. required)	FT			SEE	GRP	9501		
X2 0 03520 P 0 03521 X2 0 03522	4730-012-0141 4710-277-5529	TUBE ASSEMBLY: quick release valve to front brake chamber 482071 (02280) MANUFACTURE FROM: NUT, TUBE 805678 (02280) TUBE, COPPER (4 ft, 1 1/2 in. required)	EA	1					108	20
X2 0 03523 P 0 03524 M 0 03525	4730-012-0141 4710-277-5529	TUBE ASSEMBLY: quick release valve to front rear brake chamber, lh side 481744 (02280) MANUFACTURE FROM: NUT, TUBE 805678 (02280) TUBE, COPPER (32 in. required)	EA	1		SEE	GRP	9501		13
X2 0 03526 P 0 03527 M 0 03528	4730-012-0141 4710-277-5529	TUBE ASSEMBLY: quick release valve to front brake chamber 482070 (02280) MANUFACTURE FROM: NUT, TUBE 805678 (02280) TUBE, COPPER (6 ft, 10 in. required)	EA	2		SEE	GRP	9501		
X2 0 03529 P 0 03530 M, 0 03531	4730-012-0141 4710-277-5529	TUBE ASSEMBLY: quick release valve to rear brake chamber, lh side 81743 (02280) MANUFACTURE FROM: NUT, TUBE 805678 (02280) TUBE, COPPER (6 ft, 6 in. required)	EA	1		SEE	GRP	9501	106	1
X2 0 03532 P 0 03533 M 0 03534	4730-012-0141 4710-277-5529	TUBE ASSEMBLY: quick release valve to front rear brake chamber 4802065 (02280) MANUFACTURE FROM: NUT, TUBE 805678 (02280) TUBE, COPPER (24 in. required)	EA	2		SEE	GRP	9501		
X2 0 03535 P 0 03536 M 0 03537	4730-012-0141 4710-277-5529	TUBE ASSEMBLY: quick release valve to rear brake chamber 482066 (02280) MANUFACTURE FROM: NUT, TUBE 805678 (02280) TUBE, COPPER (6 ft, 6 in. required)	EA	1		SEE	GRP	9501	106	19
X2 0 03538 P 0 03539	4730-012-0141 4710-277-5529	TUBE ASSEMBLY: quick release valve to two-way control valve 482080 (02280) MANUFACTURE FROM: NUT, TUBE 810743 (02280) TUBE, COPPER (5 ft, 1/2 in. required)	EA	1					108	19
X2 0 03540 P 0 03541	4730-012-0141 4710-277-5529	TUBE ASSEMBLY: quick release valve to two-way control valve 482080 (02280) MANUFACTURE FROM: NUT, TUBE 810743 (02280) TUBE, COPPER (5 ft, 1/2 in. required)	EA	2		SEE	GRP	9501		

(1) SMR CODE	(2) FEDERAL STOCK NUMBER	(3) DESCRIPTION  REF NUMBER & MFR CODE	(4) UNIT OF MEAS  USABLE ON CODE	(5) QTY INC IN UNIT	(6) 15-DAY ORGANIZATIONAL MAINTENANCE ALW				(7) ILLUS- TRATION	
					(a)	(b)	(c)	(d)	(a)	(b)
					1-5	6-20	21-50	51-100	FIG. NO.	ITEM NO.
M 0 03540		TUBE ASSEMBLY: rear tractor protection valve to tee 481745 (02280) MANUFACTURE FROM: NUT, TUBE 801743 (02280)	EA	1					106	16
X2 0 03541	4710-277-5527	TUBE, COPPER (14 ft, 6 in. required)	EA	2						
P 0 03542			FT		SEE	GRP	9501			
M 0 03543		TUBE ASSEMBLY: reservoir to air supply valve 481725 (02280) MANUFACTURE FROM NUT, TUBE 805680 (02280)	EA	1					108	14
X2 0 03544	4730-278-8562	TUBE, COPPER (9 ft, 11 in. required)	EA	2						
P 0 03545	4710-277-7748		FT		SEE	GRP	9501			
M 0 03546		TUBE ASSEMBLY: reservoir to reservoir 481726 (02280) MANUFACTURE FROM: NUT, TUBE 805680 (02280)	EA	1					107	14
X2 0 03547	4730-278-8562	TUBE, COPPER (19 in. required)	EA	2						
P 0 03548	4710-277-7748		FT		SEE	GRP	9501			
M 0 03549		TUBE ASSEMBLY: reservoir to tee 481733 (02280) MANUFACTURE FROM: NUT, TUBE 805678 (02280)	EA	1					107	11
X2 0 03550	730-012-0141	TUBE, COPPER (9 in. required)	EA	2						
P 0 03551	4710-277-5529		FT		SEE	GRP	9501			
M 0 03552		TUBE ASSEMBLY: reservoir to tractor protection valve 481731 (02280) MANUFACTURE FROM: NUT, TUBE 805678 (02280)	EA	1					106	12
X2 0 03553	4730-012-0141	TUBE, COPPER (13 ft, 4 1/2 in. required)	EA	2						
P 0 03554	4710-277-5529		FT		SEE	GRP	9501			
M 0 03555		TUBE ASSEMBLY: reservoir to transmission air cylinder lines 481737 (02280) MANUFACTURE FROM: NUT, TUBE 805678 (02280)	EA	2					108	18
X2 0 03556	4730-012-0141	TUBE, COPPER (26 in. required)	EA	2						
P 0 03557	4710-277-5529		FT		SEE	GRP	9501			
M 0 03558		TUBE ASSEMBLY: stoplight switch to double check valve 482076 (02280) MANUFACTURE FROM: NUT, TUBE 805678 (02280)	EA	1					108	5
X2 0 03559	4730-012-0141	TUBE, COPPER (20 1/2 in. required)	EA	2						
P 0 03560	4710-277-5529		FT		SEE	GRP	9501			
M 0 03561		TUBE ASSEMBLY: tee to relay emergency valve 481728 (02280) MANUFACTURE FROM: NUT, TUBE 805678 (02280)	EA	1					106	14
X2 0 03562	4730-012-0141	TUBE, COPPER (7 ft, 1/4 in. required)	EA	2						
P 0 03563	4710-277-5529		FT		SEE	GRP	9501			
M 0 03564		TUBE ASSEMBLY: tee to tractor protection valve 481730 (02280) MANUFACTURE FROM: NUT, TUBE 805678 (02280)	EA	1					106	17
X2 0 03565	4730-012-0141		EA	2						



(1) SMR CODE	(2) FEDERAL STOCK NUMBER	(3) DESCRIPTION  REF NUMBER & MFR CODE	(4) UNIT OF MEAS  USABLE ON CODE	(5) QTY INC IN UNIT	(6) 15-DAY ORGANIZATIONAL MAINTENANCE ALW				(7) ILLUS- TRATION	
					(a)	(b)	(c)	(d)	(a)	(b)
					1-5	6-20	21-50	51-100	FIG. NO.	ITEM NO.
P 0 03566	4710-277-5529	TUBE, COPPER (23 ft, 8 in. required)	FT			SEE	GRP	5001		
M 0 03567		TUBE ASSEMBLY: tee to tractor protection valve on dash 481746 (02280) MANUFACTURE FROM: NUT, TUBE 810743 (02280)	EA	1						
X2 0 03568	4710-277-5527	TUBE, COPPER (9 ft, 5 in. required)	FT			SEE	GRP	9501		
P 0 03569		TUBE ASSEMBLY: tractor protection valve on dash to manifold 481736 (02280) MANUFACTURE FROM: NUT, TUBE 801743 (02280)	EA	1					105	2
M 0 03570	4710-277-5527	TUBE, COPPER (7 ft required)	FT			SEE	GRP	9501		
X2 0 03571		TUBE ASSEMBLY: treadle valve to air reservoir line 481724 (02280) MANUFACTURE FROM: NUT, TUBE 805680 (02280)	EA	1					105	5
P 0 03572	4730-930-4057	TUBE, COPPER (26 1/8 in. required)	FT			SEE	GRP	9501		
M 0 03573		TUBE ASSEMBLY: treadle valve to double check valve 482074 (02280) MANUFACTURE FROM: NUT, TUBE 805680 (02280)	EA	1					108	23
X2 0 03574	4710-277-7748	TUBE, COPPER (23 13/16 in. required)	FT			SEE	GRP	9501		
P 0 03575		TUBE ASSEMBLY: treadle valve to double check valve 481729 (02280) MANUFACTURE FROM: NUT, TUBE 805678 (02280)	EA	1					108	26
M 0 03576	4710-27-5529	TUBE, COPPER (12 in. required)	FT			SEE	GRP	9501		
X2 0 03577		TUBE ASSEMBLY: treadle valve to quick release valve 482072 (02280) MANUFACTURE FROM: NUT, TUBE 805678 (02280)	EA	1					108	24
P 0 03578	4730-012-0141	TUBE, COPPER (28 1/4 in. required)	FT			SEE	GRP	9501		
M 0 03579		TUBE ASSEMBLY: trailer brake valve to doublecheck valve 481750 (02280) MANUFACTURE FROM: NUT, TUBE 810743 (02280)	EA	1					108	6
X2 0 03580	4710-277-5529	TUBE, COPPER (6 ft, 11 in. required)	FT			SEE	GRP	9501		
P 0 03581		TUBE ASSEMBLY: two-way control valve to tee 482079 (02280) MANUFACTURE FROM: NUT, TUBE 810743 (02280)	EA	1					108	21
M 0 03582	4710-277-5527	TUBE, COPPER (5 ft, 7 5/8 in. required)	FT			SEE	GRP	9501		
X2 0 03583		TUBE; evaporator to air compressor 482045 (02280)	EA	1					109	30
P 0 03584	4710-277-5527									
M 0 03585										
X2 0 03586	4710-277-5527									
P 0 03587										
M 0 03588	4710-277-5527									
X2 0 03589										
P 0 03590	4710-277-5527									
X2 0 03591										

(1) SMR CODE	(2) FEDERAL STOCK NUMBER	(3) DESCRIPTION  REF NUMBER & MFR CODE	(4) UNIT OF MEAS  USABLE ON CODE	(5) QTY INC IN UNIT	(6) 15-DAY ORGANIZATIONAL MAINTENANCE ALW				(7) ILLUS- TRATION	
					(a)	(b)	(c)	(d)	(a)	(b)
					1-5	6-20	21-50	51-100	FIG. NO.	ITEM NO.
M 0 03592		TUBING: evaporator to air compressor 482045 (02280)	EA	1						
P 0 03593	4710-277-7581	MANUFACTURE FROM: TUBE , COPPER (5 ft required)	FT			SEE	GRP	9501		
X2 0 03594		VALVE ASSEMBLY, AIR SUPPLY: line to compressor governor 221192 (06853)	EA	1					108	9
X2 0 03595		VALVE ASSEMBLY, QUICK RELEASE: control valve line 205000 (06853)	EA	1					108	30
X2 0 03596		VALVE ASSEMBLY, RELAY 228500 (06853)	EA	1						
X2 0 03597		VALVE ASSEMBLY, TREADLE 229800 (06853)	EA	1					105	17
X2 0 03598		VALVE, CHECK: reservoir 227856 (06853)	EA	2					107	16
X2 0 03599		VALVE, CONTROL 277718 (06853)	EA	1					106	56
X2 0 03600		VALVE, CONTROL: tractor protection 228729 (06853)	EA	1					106	23
X2 0 03601	2530-401-3727	VALVE, DOUBLE CHECK: line to quick release valve AC40522 (63477)	EA	3					108	7
X2 0 03602		VALVE, QUICK RELEASE: lines to front rear brake chamber 224417 (06853)	EA	1					106	7
X2 0 03603		VALVE, SAFETY: reservoir 22344 (06853)	EA	2					107	7
X2 0 03604		VALVE, CONTROL: trailer brake 229666 (06853)	EA	1					105	23
X1 03605		BODY 239897 (06853)	EA	1						
X2 0 03606		CLAMP 240775 (06853)	EA	1					105	22
X2 0 03607		SCREW, SPECIAL: clamp, 3/8-16 thd size, 1 1/8 in. lg 240351 (06853)	EA	2					105	20
X2 0 03608		WASHER, LOCK: clamp, internal teeth 233997 (06853)	EA	2					105	21
X2 0 03609		VALVE, TRACTOR PROTECTION 227661 (06853)	EA	1						
X1 03610		BODY: valve 237946 (06853)	EA	1						
X1 03611		SEAT, VALVE 237835 (06853)	EA	1						
X2 0 03612		VALVE, TRACTOR PROTECTION: instrument panel , lh side 229625 (06853)	EA	1					91	9
0 03613	5310-10-3319	WASHER, LOCK: air supply valve mtg	EA	2	*	*	*	*	108	10
0 03614	5310-261-7340	WASHER, LOCK: bracket mtg	EA	14	*	*	*	*	107	22
0 03615	5310-010-3320	WASHER, LOCK, discharge fitting mtg	EA	2	*	*	*	*	109	34
0 03616	5310-010-3320	WASHER, LOCK: quick release valve mtg	EA	5	*	*	*	*	106	9
0 03617	5310-010-3325	WASHER, LOCK: rear brake chamber	EA	4	*	*	*	*	106	30
0 03618	5310-010-3319	WASHER, LOCK: stoplight and indicator switch mtg	EA	8	*	*	*	*	108	32

(1) SMR CODE	(2) FEDERAL STOCK NUMBER	(3) DESCRIPTION  REF NUMBER & MFR CODE	(4) UNIT OF MEAS  USABLE ON CODE	(5) QTY INC IN UNIT	(6) 15-DAY ORGANIZATIONAL MAINTENANCE ALW				(7) ILLUS- TRATION	
					(a)	(b)	(c)	(d)	(a)	(b)
					1-5	6-20	21-50	51-100	FIG. NO.	ITEM NO.
X2 0 03619		WASHER, LOCK: straps mtg 805054 (02280)	EA	48					106	50
03620	5310-261-7340	WASHER, LOCK: tractor protection valve mtg	EA	2					106	22
03621	5310-010-3320	WASHER, LOCK: treadle valve mtg	EA	3	*	*	*	*	105	26
X2 0 03622		WIG-WAG: low air pressure 920 (98343)	EA	1					130	18
03623		1209 - AIR COMPRESSOR ASSEMBLY								
P 0 03624	2530-961-1169	COMPRESSOR ASSEMBLY, AIR 7001-09 (06853)	EA	1	*	*	*	2	109	5
X1 03625		GASKET: compressor mtg R600V311 (14351) (Component of GASKET SET, Stock No. 2805-962-4578, See Group 0100)	EA	1					109	17
X2 0 03626		GASKET: governor mtg 236577 (06853)	EA	1					109	4
P 0 03627	2530-854-4457	GOVERNOR ASSEMBLY: compressor MS53006-1 (96906)	EA	1	*	*	*	*	109	3
03628	5310-285-9262	NUT, PLAIN, HEXAGON: compressor mtg	EA	4	*	*	*	*	109	22
X2 0 03629		SCREW, CAP, HEXAGON HEAD: governor attaching 203847 (06853)	EA	2					109	1
X2 0 03630		STUD, PLAIN: compressor mtg X4442 (14351)	EA	4					109	18
03631	5310-010-3323	WASHER, LOCK: compressor mtg	EA	4	*	*	*	*	104	21
2 03632	5310-085-3891	WASHER, LOCK: governor attaching	EA	2	*	*	*	*	*	109
03633		1211 - TRAILER BRAKE CONNECTIONS AND CONTROLS								
X2 0 03634	4820-595-3669	COCK, SHUT-OFF: trailer brake connection 205086 (06853)	EA	4					106	35
P 0 03635	4730-595-0083	COUPLING, HOSE: trailer brake connection MS3574-1 (96906)	EA	4	*	*	*	*	106	36
X2 0 03636		COUPLING, PIPE: shut-off cock 205645 (06853)	EA	2					106	34
X2 0 03637		ELBOW, PIPE TO TUBE: shut-off cock mtg, brass, one end 1/4-18 thd size, other end 5/8-18 thd size 805739 (02280)	EA	4					106	33
M 0 03638		TUBE ASSEMBLY: tee to front trailer brake connection 482068 (02280)	EA	1					108	8
X2 0 03639	4730-012-0141	MANUFACTURE FROM: NUT, TUBE COUPLING 805678 (02280)	EA	2						
P 0 03640	4710-277-5529	TUBE, COPPER (28 3/4 in. required)	FT			SEE	GRP	9501		
M 0 03641		TUBE ASSEMBLY: tee to frontlh shut-off cock 481741 (02280)	EA	1						
X2 0 03642	4730-012-0141	MANUFACTURE FROM: NUT, TUBE 805678 (02280)	EA	2						
P 0 03643	4710-277-5529	TUBE, COPPER (15 ft, 6 in. required)	FT			SEE	GRP	9501		
M 0 03644		TUBE ASSEMBLY: tractor protection valve to shut-off cock, lh 481738 (02280)	EA	1					106	46
X2 0 03645	4730-012-0141	MANUFACTURE FROM: NUT, TUBE 805678 (02280)	EA	2						

(1) SMR CODE	(2) FEDERAL STOCK NUMBER	(3) DESCRIPTION  REF NUMBER & MFR CODE	(4) UNIT OF MEAS  USABLE ON CODE	(5) QTY INC IN UNIT	(6) 15-DAY ORGANIZATIONAL MAINTENANCE ALW				(7) ILLUS- TRATION	
					(a)	(b)	(c)	(d)	(a)	(b)
					1-5	6-20	21-50	51-100	FIG. NO.	ITEM NO.
P 0 03646 M 0 03647	4710-277-5529	TUBE, COPPER (4 ft, 1 in. required)	FT			SEE	GRP	9501		
X2 0 03648 P 0 03649 03650 03651 0 03652 X2 0 03653	4730-012-0141	TUBE ASSEMBLY: tractor protection valve to shut-off cock, rh 481739 (02280) MANUFACTURE FROM: NUT, TUBE 805678 (02280)	EA	1					106	24
P 0 03649 03650 03651 0 03652 X2 0 03653	4710-277-5529	TUBE, COPPER (4 ft, 1 in. required)	FT			SEE	GRP	9501		
P 0 03649 03650 03651 0 03652 X2 0 03653	5305-207-7669	GROUP 13 - WHEELS AND TRACKS 1311 -WHEEL ASSEMBLY BOLT, MACHINE: covermtg	EA	8	*	*	*	*	111	11
P 0 03649 03650 03651 0 03652 X2 0 03653	3110-100-0614	BRAKE SHOE, INTERNAL A322B210 (78500) CUP, TAPERED ROLLER BEARING 71750 (78500)	EA	2	*	*	*	*	111	3
P 0 03649 03650 03651 0 03652 X2 0 03653	3110-100-0595	CUP, TAPERED ROLLER BEARING 52637 (78500)	EA	2	*	*	*	*	111	7
P 0 03649 03650 03651 0 03652 X2 0 03653	3110-100-3655	BUSHING, TAPERED: drive flange 1246Y233 (78500) CONE AND ROLLERS, TAPERED ROLLER BEARING 71450 (78500)	EA	16					111	19
P 0 03649 03650 03651 0 03652 X2 0 03653	3110-100-3621	CONE AND ROLLERS, TAPERED ROLLER BEARING 52400 (78500)	EA	2	*	*	*	*	111	6
P 0 03649 03650 03651 0 03652 X2 0 03653	3110-227-3719	CONE AND ROLLERS, TAPERED ROLLER BEARING: inner, hub 598A (78500)	EA	4	*	*	*	*	110	24
P 0 03649 03650 03651 0 03652 X2 0 03653	3110-100-0643	CONE AND ROLLERS, TAPERED ROLLER BEARING: outer, hub 580 (78500) COVER 3855Q251 (78500)	EA	4	*	*	*	*	110	14
X2 0 03661 X2 0 03662 X2 0 03663 X2 0 03664 P 0 03665 P 0 03666 X2 0 03667 X2 0 03668 X2 0 03669 X2 0 03670 X2 0 03671	3110-142-4390	DRUM, BRAKE 3219R2774 (78500) GASKET: cover mtg 2808M949 (78500) HUB AND CUP ASSEMBLY: rear A333Q1031 (78500) CUP, TAPERED ROLLER BEARING: inner 592A (78500)	EA	2					111	5
X2 0 03669 X2 0 03670 X2 0 03671	3110-100-0329	CUP, TAPERED ROLLER BEARING: outer 572 (78500) HUB 333Q1031 (78500) HUB AND DRUM ASSEMBLY: lh A7-333Q1031 (78500) DRUM 3219U2777 (78500) HUB AND DRUM ASSEMBLY: rh A8-333Q1031 (78500) DRUM 3219U2777 (78500)	EA	4	*	*	*	*	110	25
			EA	4	*	*	*	*	110	15
			EA	4					110	17
			EA	2					110	
			EA	2		SEE	GRP	9901	110	13
			EA	2					110	
			EA	2		SEE	GRP	9901	110	13

(1) SMR CODE	(2) FEDERAL STOCK NUMBER	(3) DESCRIPTION  REF NUMBER & MFR CODE	(4) UNIT OF MEAS  USABLE ON CODE	(5) QTY INC IN UNIT	(6) 15-DAY ORGANIZATIONAL MAINTENANCE ALW				(7) ILLUS- TRATION	
					(a)	(b)	(c)	(d)	(a)	(b)
					1-5	6-20	21-50	51-100	FIG. NO.	ITEM NO.
X2 0 03672		HUB AND STUD ASSEMBLY rear, lh A1-333Q1031 (78500)	EA	2					110	
X2 0 03673		STUD, PLAIN: hub 4X1087 (78500)	EA	16					110	16
X2 0 03674		HUB AND STUD ASSEMBLY: rh A2-333Q1031 (78500)	EA	2					110	
X2 0 03675		STUD, PLAIN: hub 4X1087 (78500)	EA	16					110	16
X2 0 03676		LOCKPLATE, ADJUSTING NUT 1829V152 (78500)	EA	2					111	24
X2 0 03677		LOCK RING: wheel R1020L (73842)	EA	11						
X2 0 03678		NUT, AUSTING, INNER 1227W517 (78500)	EA	4					110	11
X2 0 03679		RIVET: nut t T1860 (78500)	EA	4					110	10
X2 0 03680		NUT, INNER WHEEL LOCK: lh 1199K115 (78500)	EA	20					110	27
0 03681	5310-276-3698	NUT, PLAIN, HELAGON	EA	16	*	*	*	*	111	17
X2 0 03682		NUT, PLAIN, HEIAGON: hub to drum N112-1 (78500)	EA	20					111	4
0 03683	5310-264-3491	NUT, PLAIN, HEXAGON: wheel bearing	EA	4	*	*	*	*	110	8
0 03684	5310-276-3399	NUT, PLAIN, OCTAGON	EA	2	*	*	*	*	111	22
0 03685	5310-275-8275	NUT, PLAIN, OCTAGON: adjusting	EA	2	*	*	*	*	111	25
X2 0 03686		RIVET: nut T1860 (78500)	EA	2					111	27
X2 0 03687		NUT, SINGLE BALL SEAT, HEXAGON: ring, lh 1199M117 (78500)	EA	10					111	8
X2 0 03688		NUT, SINGLE BALL SEAT, HEXAGON: hub ring, rh 1199N118 (78500)	EA	10					111	8
X2 0 03689		NUT, SINGLE BALL SEAT, HEXAGON: lh, outer 1199M117 (78500)	EA	20					110	26
X2 0 03690		NUT, SINGLE BALL SEAT, HEXAGON: rh, inner 1199J114 (78500)	EA	20					110	27
X2 0 03691		NUT, SINGLE BALL SEAT, HEXAGON: rh, outer 1199N118 (78500)	EA	20					110	26
X2 0 03692		OIL SLING: hub 3286M195 (78500)	EA	4					110	23
X2 0 03693		RING, SNAP 1854J244 (78500)	EA	2					111	14
X2 0 03694		SCREW, MACHINE: hub S788S (78500)	EA	20					110	12
P 0 03695	2530-064-0368	SEAL, PLAIN, ENCASED: drum A1805Y337 (78500)	EA	2	*	*	*	*	111	1
P 0 03696	5330-957-1527	SEAL, PLAIN, ENCASED: hub, inner A1205T696 (78500)	EA	4	*	*	*	*	110	21
X2 0 03697		SHIM: cover mtg 2803A1925 (78500)	EA	6					111	16
X2 0 03698		STUD: hub, lh 20X207 (78500)	EA	20					110	22

(1) SMR CODE	(2) FEDERAL STOCK NUMBER	(3) DESCRIPTION  REF NUMBER & MFR CODE	(4) UNIT OF MEAS  USABLE ON CODE	(5) QTY INC IN UNIT	(6) 15-DAY ORGANIZATIONAL MAINTENANCE ALW				(7) ILLUS- TRATION	
					(a)	(b)	(c)	(d)	(a)	(b)
					1-5	6-20	21-50	51-100	FIG. NO.	ITEM NO.
X2 0 03699		STUD: hub, rh 20X206 (78500)	EA	20					110	22
X2 0 03700		STUD, PLAIN: flange 4X180 (78500)	EA	16					111	10
X2 0 03701		STUD, RECESSED AND STEPPED: hub ring, lh 20X111 (78500)	EA	10					111	9
X2 0 03702	5307-816-3293	STUD, RECESSED AND STEPPED: hub ring, rh 20X112 (78500)	EA	10					111	9
X2 0 03703		WASHER, KEY 1829W153 (78500)	EA	2					111	23
X2 0 03704		WASHER, KEY: wheel bearing unit 1229U1009 (78500)	EA	4					110	9
0 03705	5310-261-7340	WASHER, LOCK: cover mtg	EA	8	*	*	*	*	111	12
X2 0 03706		WASHER, LOCK: drive flange to hub WA110 (97286)	EA	16					111	18
X2 0 03707		WHEEL, PNEUMATIC TIRE 7353762 (00000)	EA	11						
P 0 03708	2520-770-6746	WIPER ASSEMBLY: hub, inner 1199B1666 (78500)	EA	4	*	*	*	*		
X1 03709		OIL SEAL, OUTER A1205N612 (78500)	EA	4					110	7
P 0 03710	2530-591-7500	SEAL, DRIVE WHEEL KIT205 (78500)	EA	4	*	*	*	*	110	
X1 03711		WIPER, OUTER A1199S1917 (78500)	EA	4					110	6
03712		1313 - TIRES, TUBES								
P 0 03713	2610-051-9464	INNER TUBE, PNEUMATIC TIRE MS35392-18 (96906)	EA	11	*	*	*	2		
P 0 03714	2610-275-8000	TIRE, PNEUMATIC MS35388-26 (96906)	EA	11	*	*	*	2		
03715		GROUP 14, - STEERING								
03716		1401 - STERING ASSEMBLY								
X2 0 03717		ARM ASSEMBLY 441221-33 (77640)	EA	1					117	3
X2 0 03718		BALL, STUD: arm 2910R18 (97286)	EA	1					112	17
X2 0 03719		BRACE: column to floor bracket, lower 482028 (02280)	EA	1					113	26
X2 0 03720		BRACKET ASSEMBLY: valve 402204A3 (77640)	EA	1		SEE	GRP	1414		
X2 0 03721		BRACKET: column bracket, lower 482027 (02280)	EA	2					113	33
X2 0 03722		BRACKET: column, upper 482026 (02280)	EA	2					113	28
X2 0 03723		BRACKET: upper 580938 (02280)	EA	1						
X2 0 03724		DRAG LINK 580841 (02280)	EA	1					112	
X2 0 03725		HOLDER, SPRING S3338 (72210)	EA	2					112	15

(1) SMR CODE	(2) FEDERAL STOCK NUMBER	(3) DESCRIPTION  REF NUMBER & MFR CODE	(4) UNIT OF MEAS  USABLE ON CODE	(5) QTY INC IN UNIT	(6) 15-DAY ORGANIZATIONAL MAINTENANCE ALW				(7) ILLUS- TRATION		
					(a)	(b)	(c)	(d)	(a)	(b)	
					1-5	6-20	21-50	51-100	FIG. NO.	ITEM NO.	
X2 0 03726	5315-209-7273	PIN, COTTER: lock screw	EA	2					112	13	
X2 0 03727		PLUG: end plug S3335 (72210)	EA	2					112	14	
x1 03728		SHAFT H17534 (72210)	EA	1					112	18	
X2 0 03729		SOCKET: ball stud S7217 (72210)	EA	1					112	21	
X2 0 03730		SOCKET: ball stud 813274 (72210)	EA	1					112	20	
X2 0 03731		SPACER: socket S17535 (72210)	EA	1					112	19	
X2 0 03732		SPRING S3337 (72210)	EA	2					112	22	
X2 0 03733		4730-050-4208	FITTING, LUBRICATION: tie rod and drag link	EA	4					112	5
X2 0 03734			JOINT, UNIVERSAL 902-04-24129 (78500)	EA	1					114	
X2 0 03735			BOLT, MACHINE: yoke 181377 (77640)	EA	2					114	2
X2 0 03736			CAP, DUST 09624M (78500)	EA	1					114	9
X2 0 03737			KIT, CENTER PARTS CPL659 (70960)	EA	2					114	
X11 03738			BUSHING L6S2-5 (78500)	EA	8					114	7
X1 03739			CROSS, CENTER L6S13 (78500)	EA	2					114	3
X2 0 03740			FITTING, LUBRICATION: cross 1612B (70270)	EA	2					114	4
X1 03741			RING, SNAP L6N6 (78500)	EA	8					114	8
X1 03742			WASHER, CORK L6S3 (78500)	EA	8					114	6
X2 0 03743			NUT 103026 (77640)	EA	2					114	13
X2 0 03744			WASHER, FELT 09651M (78500)	EA	1					114	10
X2 0 03745			WASHER, LOCK 103321 (77640)	EA	2					114	12
X2 0 03746	WASHER, METAL 1211-02 (78500)		EA	1					114	11	
X2 0 03747	YOKE ASSEMBLY: spline 903-58 24219 (78500)		EA	1					114	5	
X1 03748	SHAFT, SLEEVE ASSEMBLY SHAS20-2-6 (78500)		EA	1							
X1 03749	SHAFT SHR14-34-6 (78500)		EA	1							
X1 03750	SLEEVE SLSM20-33 (78500)		EA	1							
X1 03751	YOKE, CLAMP 16NYS16-18 (78500)		EA	1							
X1 03752	YOKE, STRAP L6N32 (78500)		EA	1							
X2 0 03753	YOKE, CLAMP L6NYS16-18 (78500)	EA	1					114	1		

(1) SMR CODE	(2) FEDERAL STOCK NUMBER	(3) DESCRIPTION  REF NUMBER & MFR CODE	(4) UNIT OF MEAS  USABLE ON CODE	(5) QTY INC IN UNIT	(6) 15-DAY ORGANIZATIONAL MAINTENANCE ALW				(7) ILLUS- TRATION	
					(a)	(b)	(c)	(d)	(a)	(b)
					1-5	6-20	21-50	51-100	FIG. NO.	ITEM NO.
X2 0 03754		YOKE, SLIP L6NLS20-1 (78500)	EA	1						
X2 0 03755		LEVER: relief valve 415343 (77640)	EA	1						
X2 0 03756		NUT, PLAIN, HEXAGON: clamp and angle mtg 804718 (02280)	EA	8				113	24	
0 03757	5310-423-8014	NUT, PLAIN, HEXAGON: lever shaft	EA	1	*	*	*	*	117	5
0 03758	5310-017-7581	NUT, PLAIN, HEXAGON: pad to floor	EA	2	*	*	*	*	113	22'
X2 0 03759		NUT, PLAIN, HEXAGON: steering assembly mtg 804722 (02280)	EA	4						
X2 0 03760	5310-276-3431	NUT, SLOTTED, SPECIAL HEXAGON: ball stud	EA	1				112	16	
X2 0 03761		PAD: bracket to floor 482102 (02280)	EA	1				113	23	
X2 0 03762		PAD: clamp 481441 (02280)	EA	2				113	30	
0 03763	5305-269-3213	SCREW, CAP, HEXAGON HEAD: bracket mtg	EA	2	*	*	*	*	113	27
X2 0 03764		SCREW, CAP, HEXAGON HEAD: clamp mtg MS35297-70 (96906)	EA	2				113	31	
x2 0 03765		SCREW, CAP, HEXAGON HEAD: pad to floor MS35291-10 (96906)	EA	2				113	36	
X2 0 03766		SCREW, CAP, HEXAGON HEAD: steering assembly mtg 802447 (02280)	EA	4						
X2 0 03767		SCREW, CAP, HEXAGON HEAD: top column bracket mtg 302295 (02280)	EA	2				113	31	
X2 0 03768		STRAP: column to bracket 482024 (02280)	EA	2				113	29	
X2 0 03769		TIE ROD ASEMBLY A3102R2956 (78500)	EA	1				112	2	
X2 0 03770		BEARING, SLEEVE 1825S71 (78500)	EA	2						
X2 0 03771		BOLT, EXTERNALLY RELIEVED BODY: tie rod ends 10X216 (78500)	EA	2				112	7	
X2 0 03772		NUT, CASTELLATED, HEXAGON: bolt 1827J88 (78500)	EA	2				112	9	
X2 0 03773		NUT, PLAIN, HEXAGON: screw N18-1 (78500)	EA	4				112	12	
0 03774	5310-282-5662	NUT, PLAIN, HEXAGON: tie rod	EA	1	*	*	*	*	112	3
0 03775	5315-298-1481	PIN, COTTER	EA	2	*	*	*	*	112	10
X2 0 03776		PIN, STRAIGHT, HEADLESS 1246L272 (78500)	EA	2				112	6	
X2 0 03777		SCREW, CAP, HEXAGON: tie rod end S1822-1 (78500)	EA	1				112	4	
X2 0 03778		TIE ROD END, STEERING 3944H8 (78500)	EA	1				112	1	
X2 0 03779		TIE ROD END, STEERING 3944B28 (78500)	EA	1				112	8	
0 03780	5310-010-3323	WASHER, LOCK: screw	EA	4	*	*	*	*	112	11
X2 0 03781		UPPER COLUMN ASSEMBLY UC28117 (77640)	EA	1				113		
X2 0 03782		BRUSH, ELECTRICAL CONTACT 032156 (77640)	EA	1		SEE	GRP	0611		



(1) SMR CODE	(2) FEDERAL STOCK NUMBER	(3) DESCRIPTION  REF NUMBER & MFR CODE	(4) UNIT OF MEAS  USABLE ON CODE	(5) QTY INC IN UNIT	(6) 15-DAY ORGANIZATIONAL MAINTENANCE ALW				(7) ILLUS- TRATION		
					(a)	(b)	(c)	(d)	(a)	(b)	
					1-5	6-20	21-50	51-100	FIG. NO.	ITEM NO.	
X2 0 03783	5310-374-0824	CABLE ASSMEBLY 45170-2737 (77640)	EA	1		SEE	GRP	0611			
X2 0 03784		CONTACT RING ASSEMBLY 065058 (77640)	EA	1		SEE	GRP	0611			
X2 0 03785		DUST CUP: bearing 029085 (77640)	EA	1					113	18	
0 03786		NUT, PLAIN, HEXAGON: shaft	EA	1	*	*	*	*	113	5	
X2 0 03787		SCREW, MACHINE: contact mtg G112865 (77640)	EA	2		SEE	GRP	0611			
X2 0 03788		SCREW, NYLON: contact 020168 (77640)	EA	1		SEE	GRP	0611			
X2 0 03789		SHAFT AND TUBE 091357A2-3150 (77640)	EA	1					113	14	
X2 0 03790		SPACER: bearing 028284 (77640)	EA	1					113	20	
X2 0 03791		SPACER: contact brush 034059 (77640)	EA	1		SEE	GRP	0611			
X2 0 03792		SPACER: tube 477113 (77640)	EA	1					113	2	
X2 0 03793		SPRING, HELICAL, COMPRESSION: button 401082 (77640)	EA	1		SEE	GRP	0611			
X2 0 03794		TUBE ASSEMBLY 096241A1-2793 (77640)	EA	1					113	1	
X2 0 03795		BEARING, BALL, STEERING SHAFT: shaft and tube 065997 (77640)	EA	1					113	17	
X2 0 03796		SPRING: shaft 401244 (77640)	EA	1					113	19	
X2 0 03797		WASHER, FLAT: spring 028292 (77640)	EA	2					113	3	
X2 0 03798		WASHER, CONTACT, LOWER: horn button spring seat 029037 (77640)	EA	1		SEE	GRP	0611			
X2 0 03799		WASHER, SHOULDERED AND RECESSED: button spring 029039 (77640)	EA	1		SEE	GRP	0611			
X2 0 03800		VALVE ASSEMBLY HP708110 (77640)	EA	1		SEE	GRP	1414			
0 03801		5310-809-4061	WASHER, FLAT: top column bracket mtg	EA	4	*	*	*	*	113	32
X2 0 03802		WASHER, LOCK: arm mtg G131035 (77640)	EA	1					117	4	
X2 0 03803		WASHER, LOCK: clamp and angle mtg 805058 (02280)	EA	8					113	25	
0 03804		5310-010-3319	WASHER, LOCK: pad to floor	EA	2	*	*	*	*	113	21
0 03805		5310-010-3325	WASHER, LOCK: steering assembly mtg	EA	4	*	*	*	*		
X2 0 03806		WHEEL, STEERING 1192 (77915)	EA	1					113	4	
X1 03807		RETAINER: horn button 454895 (77640)	EA	1		SEE	GRP	0611			
X1 03808		SCREW: sheet metal, 3/16 in. x 5/8 in. lg 022020 (77640)	EA	3		SEE	GRP	0611			
03809 P 0 03810		3030-778-1241	1410 - HYDRAULIC PUMP BELT SET, MATCHED: power steering MS51065-36-2 (96906)	SET	1	*	*	2	2	115	25

(1) SMR CODE	(2) FEDERAL STOCK NUMBER	(3) DESCRIPTION  REF NUMBER & MFR CODE	(4) UNIT OF MEAS  USABLE ON CODE	(5) QTY INC IN UNIT	(6) 15-DAY ORGANIZATIONAL MAINTENANCE ALW				(7) ILLUS- TRATION	
					(a) 1-5	(b) 6-20	(c) 21-50	(d) 51-100	(a) FIG. NO.	(b) ITEM NO.
0	5306-638-1459	BOLT, MACHINE: pulley mtg	EA	1	*	*	*	*	115	11
03811 X2 0		BRACKET 580832 (02280)	EA	1					115	7
03812 X2 0		BRACKET 580833 (02280)	EA	1					115	12
03813 X2 0	5315-238-7153	KEY, WOODRUFF: pulley mtg	EA	1					115	6
03814 0	5310-012-2236	NUT, PLAIN, HEXAGON: bracket mtg	EA	3	*	*	*	*	115	22
03815 X2 0		NUT, PLAIN, HEXAGON: pump mtg 804740 (02280)	EA	1					115	22
03816 0	5310-012-1932	NUT, PLAIN, HEXAGON: pump mtg	EA	3	*	*	*	*	115	19
03817 X2 0		PULLEY: pump 580845 (02280)	EA	1					115	8
03818 P 0	2530-296-1173	PUMP AND RESERVOIR ASSEMBLY 417217 (19954)	EA	1	*	*	*	*		
03819 X2 0		GASKET ER8311 (19954)	EA	2					116	12
03820 X2 0		GASKET ER8312 (19954)	EA	2					116	11
03821 X2 0		RESERVOIR ASSEMBLY ER21226-2 (19954)	EA	1		SEE	GRP	1413		
03822 X2 0		SCREW, CAP, HEXAGON HEAD: bracket mtg MS35291-127 (96906)	EA	1					115	16
03823 X2 0		SCREW, CAP, HEXAGON HEAD: bracket mtg MS35291-125 (96906)	EA	1					115	18
03824 X2 0		SCREW, CAP, HEXAGON HEAD: pump mtg 802667 (02280)	EA	1					115	14
03825 0	5305-710-4192	SCREW, CAP, HEXAGON HEAD: pump mtg	EA	1	*	*	*	*	115	17
03826 0	5310-087-7493	WASHER, FLAT: pulley mtg	EA	1	*	*	*	*	115	9
03827 0	5310-809-5997	WASHER, FLAT: pump mtg	EA	1	*	*	*	*	115	20
03828 0	5310-010-3323	WASHER, LOCK: bracket mtg	EA	2	*	*	*	*	115	15
03829 0	5310-010-3320	WASHER, LOCK: pulley mtg	EA	1	*	*	*	*	115	10
03830 0	5310-261-7340	WASHER, LOCK: pump mtg	EA	1	*	*	*	*	115	13
03831 X2 0		WASHER, LOCK: pump mtg 805099 (02280)	EA	1					115	21
03832 03833 X2 0		1411 - HOSE, LINES, FITTINGS								
03834 X2 0	4730-585-7498	ADAPTER, STRAIGHT, PIPE TO TUBE: line to pump	EA	1					115	24
03835 P 0	2530-969-8773	ELBOW ASSEMBLY: line to cylinder and relief valve 415160A1 (77640)	EA	4					117	1
03836 P 0	2530-969-8774	HOSE: pump to steering assembly 481514 (02280)	EA	1	*	*	*	*	115	4
03837 X2 0		HOSE: pump to valve 481515 (02280)	EA	1	*	*	*	*	115	1
03838 X2 0		PACKING, PREFORMED: elbow 415069 (77640)	EA	4					117	2
03839 X2 0		STRAP: hose mtg 810618 (02280)	EA	2		SEE	GRP	9901	115	3
03840 X2 0		TUBE ASSEMBLY: steering cylinder 415409 (77640)	EA	1					117	11

(1) SMR CODE	(2) FEDERAL STOCK NUMBER	(3) DESCRIPTION  REF NUMBER & MFR CODE	(4) UNIT OF MEAS  USABLE ON CODE	(5) QTY INC IN UNIT	(6) 15-DAY ORGANIZATIONAL MAINTENANCE ALW				(7) ILLUS- TRATION		
					(a)	(b)	(c)	(d)	(a)	(b)	
					1-5	6-20	21-50	51-100	FIG. NO.	ITEM NO.	
X2 0 03841	4710-200-0283	TUBE ASSEMBLY: steering pump 415410 (77640)	EA	1					117	12	
X2 0 03842		TUBE, STEEL: hose to pump, 4 1/2 in lg	EA	1					115	5	
X2 0 03843	4710-218-5719	TUBE, STEEL: hose to valve, 4 in. lg	EA	2					115	2	
0 03844	5310-619-3545	WASHER, FLAT: adapter	EA	1	*	*	*	*	115	23	
03845		1413 - RESERVOIR									
X2 0 03846	2530-053-2513	RESERVOIR ASSEMBLY R21226-2 (19954)	EA	1					116		
X2 0 03847		BODY ER91197 (19954)	EA	1					116	10	
X2 0 03848		CAP, FILER ER21377-1 (19954)	EA	1					116	2	
X2 0 03849		COVER ASSEMBLY ER92441B (19954)	EA	1					116		
X2 0 03850		CAP ER91056 (19954)	EA	1					116	9	
X2 0 03851		COVER ER92441B (19954)	EA	1					116	6	
X2 0 03852		GASKET: cover ER8412 (19954)	EA	1					116	5	
X2 0 03853		NUT, PLAIN, WING: cover ER91653 (19954)	EA	1					116	3	
X2 0 03854		SCREW: cover ER92946 (19954)	EA	1					116	16	
X2 0 03855		SPRING ER7418 (19954)	EA	1					116	8	
X2 0 03856		WASHER, FLAT: cover ER90998 (19954)	EA	1					116	4	
P 0 03857		2530-053-2513	FILTER ELEMENT ER92814 (19954)	EA	1	*	*	*	*	116	1
X2 0 03858			GASKET: cover R38309 (19954)	EA	1					116	7
X2 0 03859			PLATE ER91314 (19954)	EA	1					116	13
X2 0 03860			SCREW, ASSWMBLED WASHER R90366-314 (19954)	EA	2					116	14
X2 0 03861			STUD ER91017 (19954)	EA	1					116	15
03862			1414 - STERRING SYSTEM VALVES								
X2 0 03863			BRACKET ASSEMBLY: valve 402204A3 (77640)	EA	1					117	7
X2 0 03864			GASKET: relief valve mtg 034055 (77640)	EA	1					117	6
X2 0 03865			VALVE ASSEMBLY: steering HP08110 (77640)	EA	1					117	8
X2 0 03866			SCREW, CAP, SOCKET HEAD: bracket and retainer mtg 186923 (77640)	EA	4					117	10
X1 03867			SPOOL: valve	EA	1						
X2 0 03868			WASHER, LOCK: bracket and retainer 115547 (77640)	EA	4					117	9

(1) SMR CODE	(2) FEDERAL STOCK NUMBER	(3) DESCRIPTION  REF NUMBER & MFR CODE	(4) UNIT OF MEAS  USABLE ON CODE	(5) QTY INC IN UNIT	(6) 15-DAY ORGANIZATIONAL MAINTENANCE ALW				(7) ILLUS- TRATION	
					(a)	(b)	(c)	(d)	(a)	(b)
					1-5	6-20	21-50	51-100	FIG. NO.	ITEM NO.
03869		GROUP 15 - FRAME, TOWING ATTACHMENTS, AND "DRAWBARS								
03870		1501 - FRAME ASSEMBLY								
X2 0		ANGLE: spare wheel mtg	EA	1					124	3
03871		481450 (02280)								
X2 0		BOOM RACK ASSEMBLY	EA	1					118	4
03872		780861 (02280)								
0	5305-782-9495	SCREW, CAP, HEXAGON HEAD: rack mtg	EA	2	*	*	*	*	118	6
03873										
X2 0		SCREW, CAP, HEXAGON HEAD: wood mtg	EA	2					118	2
03874		802389 (02280)								
0	5310-809-3079	WASHER, FLAT: wood mtg	EA	2	*	*	*	*	118	1
03875										
0	5310-010-3323	WASHER, LOCK: rack mtg	EA	2	*	*	*	*	118	5
03876										
P 0	5510-274-5380	WOOD: 6 in. w, 4 in. thk, 28 1/2 in. lg, oak	EA	1	*	*	*	*	118	3
03877										
X		FRAME, TRUCK	EA	1					124	16
03878		780822 (02280)								
0	5310-734-1702	NUT, PLAIN, HEXAGON: angle mtg	EA	1	*	*	*	*	124	5
03879										
0	5305-959-7016	SCREW, CAP, HEXAGON HEAD: angle mtg	EA	1	*	*	*	*	124	2
03880										
0	5310-012-0731	WASHER, LOCK: angle mtg	EA	1	*	*	*	*	124	4
03881										
03882		1503 - PINTLES								
X2 0		PINTLE ASSEMBLY	EA	1					119	
03883		740 (74410)								
X2 0		BOLT, MACHINE: latch	EA	1					119	14
03884		745 (74410)								
X2 0		CHAIN: cotter pin	EA	1					119	9
03885		739 (74410)								
X2 0		FITTING, LUBRICATION: latch bolt	EA	1					119	5
03886		767 (74410)								
X2 0		HOOK: chain	EA	1					119	7
03887		127 (74410)								
X2 0		LATCH, PINTLE	EA	1					119	1
03888		743 (74410)								
X2 0		LOCK	EA	1					119	3
03889		744 (74410)								
X2 0		NUT, SLOTTED, HEXAGON: hook	EA	1					119	13
03890		780 (74410)								
X2 0		NUT, SLOTTED, HEXAGON: latch bolt	EA	1					119	4
03891		120-2 (74410)								
X2 0		PIN, COTTER: hook nut	EA	1					119	6
03892		781-1 (74410)								
X2 0		PIN, COTTER: latch lock	EA	1					119	12
03893		1194 (74410)								
X2 0		PIN, COTTER: latch bolt	EA	1					119	8
03894		CK250-6 (74410)								
X2 0		PIN: latch	EA	1					119	15
03895		746 (74410)								
X2 0		PINTLE	EA	1					119	11
03896		741 (74410)								
X2 0		SCREW, DRIVE: chain	EA	1					119	
03897		128 (74410)								

(1) SMR CODE	(2) FEDERAL STOCK NUMBER	(3) DESCRIPTION  REF NUMBER & MFR CODE	(4) UNIT OF MEAS  USABLE ON CODE	(5) QTY INC IN UNIT	(6) 15-DAY ORGANIZATIONAL MAINTENANCE ALW				(7) ILLUS- TRATION	
					(a)	(b)	(c)	(d)	(a)	(b)
					1-5	6-20	21-50	51-100	FIG. NO.	ITEM NO.
X2 0 03898		SETSCREW: chain to hook 101 (74410)	EA	1					119	10
X2 0 03899		SPRING, HELICAL, COMPRESSION: latch 28 (74410)	EA	1					119	2
03900		1507 - LEVELING JACKS								
X2 0 03901		OUTRIGGER ASSBMBLY: front 780843 (02280) (Same as OUTRIGGER ASSMELBY, Stock No. (02280) 780867, except where individual; components are annotated)	EA	1					120	
X2 0 03902		OUTRIGGER ASSEMBLY: rear 780867 (02280)	EA	1					120	
X2 0 03903		AXLE. ROLLER L4464N (02280)	EA	4					120	9
X2 0 03904		BEAM 680714 (02280) (Used on OUTRIGGER ASSEMBLY, Stock No. (02280) 780843, only)	EA	2					120	15
X2 0 03905		Box 780826 (02280) (Used on OUTRIGGER ASSEMBLY, Stock No. (02280) 780843, only)	EA	1					120	8
X2 0 03906		BOX 780827 (02280) (Used on OUTRIGGER ASSEMBLY, Stock No. (02280) 780867, only)	EA	1					120	8
X2 0 03907		BEAM 680713 (02280) (Used on OUTRIGGER ASSEMBLY, Stock No. (02280) 780867, only)	EA	2					120	15
X2 0 03908	J	JACKSCREW 580820 (02280)	EA	4					120	20
X2 0 03909		PINTLE ASSEMBLY 740 (74410) (Used on OUTRIGGER ASSEMBLY, Stock No. (02280) 780867, only)	EA	1		SEE	GRP	1503		
X2 0 03910		SCREW, MACHINE: sheet mtg 802201 (02280)	EA	8					120	5
X2 0 03911		SHEET 780827-30 (02280)	EA	4					120	7
03912	5310-010-3319	WASHER, LOCK: sheet mtg	EA	8	*	*	*	*	120	6
X2 0 03913		COVER 481907 (02280) (Used on OUTRIGGER ASSEMBLY, Stock No. (02280) 780843, only)	EA	2					120	21
X2 0 03914		COVER 481478 (02280) (Used on OUTRIGGER ASSEMBLY, Stock No. (02280) 780867, only)	EA	2					120	21
X2 0 03915		FITTING, LUBRICATION: jackscrew 1610BL (70270)	EA	4					120	19
X2 0 03916		PIN: beam locking L4499AE (02280)	EA	4					120	28
X2 0 03917		PIN COTTER: beam locking pin 804890 (02280)	EA	8					120	29
X2 0 03918		PIN, COTTER: outrigger mtg pin 804925 (02280)	EA	8					120	13

(1) SMR CODE	(2) FEDERAL STOCK NUMBER	(3) DESCRIPTION  REF NUMBER & MFR CODE	(4) UNIT OF MEAS  USABLE ON CODE	(5) QTY INC IN UNIT	(6) 15-DAY ORGANIZATIONAL MAINTENANCE ALW				(7) ILLUS- TRATION	
					(a)	(b)	(c)	(d)	(a)	(b)
					1-5	6-20	21-50	51-100	FIG. NO.	ITEM NO.
X2 0 03919		PIN, COTTER: roller axle 810531 (02280)	EA	8					120	10
X2 0 03920		PIN: outrigger mtg 481449 (02280)	EA	4					120	12
X2 0 03921		PLATE: float 580819 (02280)	EA	4					120	17
X2 0 03922		ROLLER ASSEMBLY: beam 48137 (02280)	EA	4					120	11
X1 03923		BEARING, ROLLER L995202F (43334)	EA	4						
X1 03924		ROLLER 481376 (02280)	EA	4						
X2 0 03925		SCREW, CAP, HEXAGON HEAD 802200 (02280)	EA	6						
X2 0 03926		SCREW, CAP, HEXAGON HEAD: plate mtg 802447 (02280)	EA	16					120	18
X2 0 03927		SHOE, SUPPORT: jackscrew 680725 (02280)	EA	4					120	16
X2 0 03928		WASHER, LOCK 805056 (02280)	EA	6						
03929 03930		GROUP 16 - SPRINGS, AND SHOCK ABSORBERS 1601 - SPRINGS								
X2 0 03931		FITTING, LUBRICATION: spring mtg bolt, front 1610BL (70270)	EA	2						
03932 X2 0		1604 - SHOCK ABSORBER EQUIPMENT BOLT: shock mtg (special)	EA	4					121	4
03933 X2 0		481486 (02280) BUSHING, RUBBER	EA	8					121	2
03934 0	5310-763-8901	1061603 (72560) NUT, PLAIN, HEXAGON: absorber mtg	EA	4	*	*	*	*	121	6
03935 X2 0		SHOCK ABSORBER	EA	2					121	1
03936 0	5310-982-6562	3178190 (72560) WASHER, FLAT: absorber mtg	EA	4	*	*	*	*	121	3
03937 0	5310-010-3326	WASHER, LOCK: absorber mtg	EA	4	*	*	*	*	121	5
03938 03939 03940		GROUP 18 - BODY, CAB, HOOD AND HULL 1801 - BODY, CAB, HOOD, ASSEMBLIES								
X2 0 17		BOLT, MACHINE: outside panel mtg	EA	12						128
03941 X2 0		802242 (02280) FENDER, FRONT: lh	EA	1					124	10
03942 X2 0		780898 (02280) FENDER, FRONT: rh	EA	1					124	1
03943 X2 0		780897 (02280) FENDER, REAR: lh	EA	1					78	6
03944 X2 0		780853 (02280) FENDER, REAR: rh	EA	1					78	3
03945 X2 0		780852 (02280) FLOORBOARD	EA	1					127	3
03946 X2 0		A122926 (70281) GLASS: top front side	EA	2					122	7
03947		30-438 (70281)								

(1) SMR CODE	(2) FEDERAL STOCK NUMBER	(3) DESCRIPTION  REF NUMBER & MFR CODE	(4) UNIT OF MEAS  USABLE ON CODE	(5) QTY INC IN UNIT	(6) 15-DAY ORGANIZATIONAL MAINTENANCE ALW				(7) ILLUS- TRATION	
					(a)	(b)	(c)	(d)	(a)	(b)
					1-5	6-20	21-50	51-100	FIG. NO.	ITEM NO.
X2 0		GLASS: windshield	EA	1					122	3
03948		30-436 (70281)								
X2 0		GRIP: sliding glass	EA	4					122	14
03949		98459 (70281)								
X2 0		HANDLE, GRAB	EA	1					124	9
03950		21-90 (70281)								
X2 0		HOOD ASSEMBLY	EA	1					125	
03951		A123100 (70281)								
X2 0		BOLT, MACHINE: control mtg	EA	2					127	12
03952		29-19B (70281)								
X2 0		BRACE	EA	1						
03953		A123150 (70281)								
X2 0		CONTROL ASSEMBLY: front view door	EA	2					127	11
03954		A123015 (70281)								
X2 0		DOOR ASSEMBLY, OPERATORS: non-winterized	EA	1						
03955		A122912 (70281)								
X2 0		CHANNEL, WINDOW (8 ft, 9 in. lg)	EA	1					126	2
03956		2531V042 (70281)								
X2 0		ESCUTCHEON: handle mtg	EA	1					126	18
03957		35-20 (70281)								
X2 0		GLASS ASSEMBLY	EA	1					126	
03958		A122913 (70281)								
X2 0		EVERSEAL (2 ft required)	EA	1					126	11
03959		1216V008 (70281)								
P 0	9340-736-8529	GLASS	EA	1	*	*	*	*		126
3										
03960										
X2 0		WINDOW LIFT	EA	1						126
12										
03961		122913 (70281)								
X2 0		HANDLE, INSIDE	EA	1					126	23
03962		2502S106 (70281)								
X2 0		HANDLE, OUTSIDE	EA	1					126	6
03963		2502S070 (70281)								
X2 0		HANDLE, REGULATOR	EA	1					126	20
03964		1A287H (84790)								
X2 0	L	INNER PANEL ASSEMBLY	EA	1					126	1
03965		A122911 (70281)								
X2 0		LOCK	EA	1					126	10
03966		2504S006 (70281)								
X2 0		OUTER DOOR WELDMENT	EA	1					126	9
03967		A122908 (70281)								
X2 0		ROLLER	EA	1						
03968		79590 (75124)								
X2 0	5305-989-7434	SCREW, MACHINE: handle mtg	EA	1					126	22
03969										
0	5305-988-1721	SCREW, MACHINE: handle mtg	EA	1	*	*	*	*	126	21
03970										
X2 0	5305-276-2214	SCREW, MACHINE: handle mtg	EA	2					126	7
03971										
X2 0	5305-984-6208	SCREW, MACHINE, inner panel mtg	EA	20					126	15
03972										
X2 0	5305-012-1742	SCREW, MACHINE: lock mtg	EA	2					126	5
03973										
X2 0		SPRING: regulator handle	EA	1					126	19
03974		85-22 (27182)								
X2 0		STRIP, SILICONE, SPONGE	EA	1					126	4
03975		1214V035 (70281)								

(1) SMR CODE	(2) FEDERAL STOCK NUMBER	(3) DESCRIPTION  REF NUMBER & MFR CODE	(4) UNIT OF MEAS  USABLE ON CODE	(5) QTY INC IN UNIT	(6) 15-DAY ORGANIZATIONAL MAINTENANCE ALW				(7) ILLUS- TRATION	
					(a)	(b)	(c)	(d)	(a)	(b)
					1-5	6-20	21-50	51-100	FIG. NO.	ITEM NO.
X2 0		STUD: roller	EA	1						
03976		0169D009 (70281)								
X2 0		WINDOW REGULATOR	EA	1				126	13	
03977		40335 (91595)								
X2 0		DOOR: ventilator	EA	3				127	19	
03978		A122985 (70281)								
X2 0		GASKET: door	EA	3				127	20	
03979		122994 (70281)								
X2 0		HINGE	EA	1					125	
7										
03980		205035114 (70281)								
X2 0		HOOD	EA	1					125	
3										
03981		A123115 (70281)								
X2 0	5310-013-1245	NUT, SELF-LOCKING: control mtg	EA	2				127	23	
03982										
X2 0		PANEL AND GRILL	EA	1				128	7	
03983		A123136 (70281)								
X2 0		PANEL, FILTER	EA	1				125	8	
03984		A123125 (70281)								
X2 0		PANEL, HEADLIGHT	EA	1				128	14	
03985		123135 (70281)								
X2 0		PANEL, OUTSIDE: rh	EA	1				128	18	
03986		A123147 (70281)								
X2 0		PANEL, SIDE	EA	1				125	12	
03987		A123120 (70281)								
0	5315-839-2326	PIN, COTTER: tube mtg pin	EA	3	*	*	*	127	14	
03988										
X2 0		PIN, STRAIGHT, HEADED: tube mtg	EA	3				127	17	
03989		28-978 (70281)								
X2 0		SCREEN: door	EA	3				127	13	
03990		122984 (70281)								
X2 0		SHIELD	EA	1					128	
22										
03991		A123145 (70281)								
X2 0		SHROUD, FRONT: weldment	EA	1						
03992		A123140 (70281)								
X2 0		SHROUD, REAR	EA	1				125	1	
03993		A123105 (70281)								
0	5305-988-1723	SCREW, MACHINE: strap mtg	EA	4	*	*	*	*	126	
17										
03994										
X2 0		SPRING: tube	EA	3				127	18	
03995		0801S077 (70281)								
X2 0		TUBE: door	EA	3				127	16	
03996		122996 (70281)								
0	5310-141-1795	WASHER, FLAT: tube mtg	EA	3	*	*	*	127	15	
03997										
0	5310-627-6128	WASHER, LOCK: inner panel mtg	EA	20	*	*	*	126	14	
03998										
0	5310-012-1753	WASHER, LOCK: strap mtg	EA	6	*	*	*	126	8	
03999										
X2 0		LIGHT, DOME: operators cab	EA	1		SEE	GRP	0609		
04000		1173C (71951)								
X2 0		NUT, PLAIN, HEXAGON	EA	2						
04001		804725 (02280)								
X2 0		NUT, PLAIN, HEXAGON	EA	4						
04002		804722 (02280)								
0	5310-685-1429	NUT, PLAIN, HEXAGON: fenders and bracket mtg	EA	28	*	*	*	124	13	
04003										
0	5310-017-7581	NUT, PLAIN, HEXAGON: floorboard mtg	EA	20	*	*	*	127	8	
04004										



(1) SMR CODE	(2) FEDERAL STOCK NUMBER	(3) DESCRIPTION  REF NUMBER & MFR CODE	(4) UNIT OF MEAS  USABLE ON CODE	(5) QTY INC IN UNIT	(6) 15-DAY ORGANIZATIONAL MAINTENANCE ALW				(7) ILLUS- TRATION	
					(a)	(b)	(c)	(d)	(a)	(b)
					1-5	6-20	21-50	51-100	FIG. NO.	ITEM NO.
X2 0 04005	5310-2969569	NUT, PLAIN, HEXAGON: handle mtg	EA	2					124	6
04006	5310-017-7581	NUT, PLAIN, HEXAGON: hinge mtg	EA	6	*	*	*	*	125	10
04007	5310-012-0376	NUT, PLAIN, HEXAGON: outside panel mtg	EA	12	*	*	*	*	128	15
04008	5310-619-3555	NUT, PLAIN, HEXAGON: panel mtg	EA	2	*	*	*	*	125	4
04009	5310-732-0558	NUT, PLAIN, HEXAGON: rear fenders mtg	EA	8	*	*	*	*	78	12
04010	5310-732-0558	NUT, PLAIN, HEXAGON: rear support and fender mtg	EA	29	*	*	*	*	125	19
X2 0 8		PANEL		EA	1					92
04011		A122914 (70281)								
X2 0 04012		RETAINER: rear window A122966 (70281)	EA	1					122	15
X2 0 04013		RETAINER: side window A122963 (70281)	EA	1					122	18
X2 0 04014		ROD (WELDMENT) A122981 (70281)	EA	1						
04015	5305-042-6417	SCREW, CAP, HEXAGON HEAD: fenders mtg	EA	16	*	*	*	*	124	13
04016	5305-044-4153	SCREW, CAP, HEXAGON HEAD: front fender mtg	EA	18	*	*	*	*	124	13
04017	5305-044-5503	SCREW, CAP, HEXAGON HEAD: headlight panel mtg	EA	12					128	12
04018	5305-044-4153	SCREW, CAP, HEXAGON HEAD: headlight panel mtg	EA	8	*	*	*	*	128	10
X2 0 4019		SCREW, MACHINE: floorboard mtg 803502 (02280)	EA	20					127	6
04020	5305-290-3051	SCREW, MACHINE: hinge mtg	EA	6	*	*	*	*	125	9
04021		SCREW, MACHINE: panel mtg 803502 (02280)	EA	2					125	6
X2 0 04022		SCREW, MACHINE: rear fenders mtg 810331 (02280)	EA	8					78	5
X2 0 2		SCREW, MACHINE: rear shroud mtg	EA	6						125
04023		803540 (02280)								
X2 0 04024	5305-988-1723	SCREW, MACHINE: retainer mtg	EA	10					122	17
X2 0 04025	5305-044-5564	SCREW, TAPPING, THREAD CUTTING: panel mtg	EA	4					92	7
X2 0 04026		SEAL: rear sliding windows (5 ft required) 1216V004 (70281)	EA	1					122	11
X2 0 04027		SEAL, WEATHER: side sliding window (19 1/4 in. required) 2531V024 (70281)	EA	1					122	8
X2 0 04028		SPACER: rear shroud 482049 (02280)	EA	1					125	17
X2 0 04029		SPACER: rear shroud 482052 (02280)	EA	1					125	13
X2 0 16		STRAP	EA	1						126
04030		A122922 (70281)								
X2 0 04031		STRIP, FILLER: top front side glass (5 ft, 10 in. required) 1203V001 (70281)	EA	1					122	6
X2 0 04032		STRIP, FILLER: windshield (9 ft, 3 in. required) 1203V001 (70281)	EA	1					122	4
X2 0 04033		STRIP, WEATHER: top front side glass (5 ft, 10 in. required) 1205V001 (70281)	EA	1					122	5
X2 0 04034		STRIP, WEATHER: windshield (9 ft, 3 in. required) 1205V001 (70281)	EA	1					122	2

(1) SMR CODE	(2) FEDERAL STOCK NUMBER	(3) DESCRIPTION  REF NUMBER & MFR CODE	(4) UNIT OF MEAS	(5) QTY INC IN UNIT	(6) 15-DAY ORGANIZATIONAL MAINTENANCE ALW				(7) ILLUS- TRATION	
					(a)	(b)	(c)	(d)	(a) FIG. NO.	(b) ITEM NO.
					1-5	6-20	21-50	51-100		
		PART III - WINTERIZATION CRANE AND CARRIER								
		GROUP 01 - ENGINE								
04303		0106 - ENGINE LUBRICATION SYSTEM								
04304		GASKET: handhole cover	EA	1						
X1		R600B301 (14351)								
04305		(Component of PARTS KIT, Stock No. 2805-649-9446, See Group 0100, Part II)								
X1		GASKET: oil pan	EA	1						
04306		S749B406 (14351)								
		(Components of PARTS KIT, Stock No. 2805-649-9446, See Group 0100, Part II)								
04307		GROUP 05 - COOLING SYSTEM								
04308		0501 - RADIATOR								
X2 0		ARM LINKAGE ASSEMBLY	EA	1					138	19
04309		A123034 (70281)								
X2 0		ARM, FRONT LINKAGE: carrier	EA	1					138	18
04310		123035 (70281)								
0	5306-299-2366	BOLT, MACHINE: winter, front mtg, crane	EA	3	*	*	*	*	136	8
04311										
0	5306-019-2905	BOLT, SELF-LOCKING	EA	2	*	*	*	*	138	31
04312										
X2 0		BRACKET ASSEMBLY, PIVOT: carrier	EA	1					138	17
04313		A123032 (70281)								
X2 0		HOLDDOWN, SHUTTER: carrier, 1h	EA	1					138	30
04314		123420L (70281)								
X2 0		HOLDDOWN, SHUTTER: carrier, rh	EA	1					138	30
04315		123420R (70281)								
X2 0		LINKAGE ARM, REAR: carrier	EA	1					138	12
04316		123036 (70281)								
X2 0		LINKAGE BRACKET AND PIN ASSEMBLY: carrier	EA	1					138	28
04317		A123033 (70281)								
X1		BRACKET	EA	1						
04318		123033 (70281)								
M 0		CHAIN	EA	1						
04319		MANUFACTURE FROM:								
P 0	4010-186-9388	CHAIN, WELDLESS (7 in. required)	FT			SEE	GRP	9501		
04320										
X2 0		PIN	EA	1						
04321		128712 (70281)								
0	5310-619-3555	NUT, PLAIN, HEXAGON: carrier	EA	6	*	*	*	*	137	24
04322										
0	5310-685-1429	NUT, PLAIN, HEXAGON: carrier	EA	6	*	*	*	*	138	16
04323										
0	5310-012-4834	NUT, PLAIN, HEXAGON: holddown mtg, carrier	EA	2	*	*	*	*	138	1
04324										
0	5310-619-3555	NUT, PLAIN, HEXAGON: linkage bracket and pin assembly mtg, carrier	EA	2	*	*	*	*	138	26
04325										
0	5310-732-0558	NUT, PLAIN, HEXAGON: winter, front mtg	EA	2	*	*	*	*	136	11
04326										
X2 0		OPERATING ASSEMBLY, WINTER: carrier	EA	1					138	
04327		A123030 (70281)								
0	5306-299-2372	BOLT, MACHINE: retainer mtg	EA	2	*	*	*	*	138	8
04328										
X2 0		BRACKET ASSEMBLY	EA	1					138	5
04329		A128713 (70281)								
X2 0		HANDLE, OPERATING	EA	1					138	6
04330		A123031 (70281)								

(1) SMR CODE	(2) FEDERAL STOCK NUMBER	(3) DESCRIPTION  REF NUMBER & MFR CODE	(4) UNIT OF MEAS  USABLE ON CODE	(5) QTY INC IN UNIT	(6) 15-DAY ORGANIZATIONAL MAINTENANCE ALW				(7) ILLUS- TRATION	
					(a)	(b)	(c)	(d)	(a)	(b)
					1-5	6-20	21-50	51-100	FIG. NO.	ITEM NO.
X2 0 04066		BRACKET: seat locking 71300 (98126)	EA	1					123	6
X1 04067		COVER: backrest B1303 (98126)	EA	1						
X1 04068		COVER: seat cushion S1304 (98126)	EA	1						
X2 0 04069		CUSHION: seat S1296 (98126)	EA	1					123	15
X2 0 04070		FRAME: seat and backrest 71290 (98126)	EA	1					123	7
X2 0 04071		KNOB: seat adjusting lever SP2505 (98126)	EA	1					123	13
X2 0 04072		NUT, PLAIN, HEXAGON: seat frame to pedestal SP505 (98126)	EA	12					123	14
X2 0 04073		PEDESTAL: seat 71297 (98126)	EA	1					129	9
X2 0 04074		PLATE: cam locking 71312 (98126)	EA	1					123	12
X2 0 04075		SCREW, CAP HEXAGON HEAD: seat frame to pedestal SP1 (98126)	EA	4					123	8
X2 0 04076		SCREW, MACHINE: backrest to frame SP18 (98126)	EA	2					123	3
X2 0 04077 5		SCREW, MACHINE: bracket to backrest and adjustable seat bracket  SP4 (98126)	EA	2	9					123
X2 0 04078		SHOCK ABSORBER KIT C111 (98126)	EA	1						
X2 0 04079		BRACKET: absorber mtg, front P1110 (98126)	EA	1					129	13
X2 0 04080		BRACKET: absorber mtg, rear P1109 (98126)	EA	1					129	2
X2 0 04081		BRACKET: shock absorber P1071 (98126)	EA	1					129	15
X2 0 04082		BUSHING, RUBBER: absorber SP2501 (98126)	EA	4					129	10
X2 0 04083		HANDLE: shock absorber P1049 (98126)	EA	1					129	4
X2 0 04084		NUT, SELF-LOCKING: handle mtg SP501 (98126)	EA	1					129	5
X2 0 04085		PIN, COTTER: absorber mtg pin SP1502 (98126)	EA	4					129	7
X2 0 04086		PIN, STRAIGHT, HEADLESS: absorber mtg P1063 (98126)	EA	2					129	12
X2 0 04087		SCREW, CAP, HEXAGON HEAD: handle mtg SP1 (98126)	EA	1					129	3
X2 0 04088		SHOCK ABSORBER P1108 (98126)	EA	1					129	11
X2 0 04089		SPRING, HELICAL, EXTENSION: handle P1037 (98126)	EA	1					129	14
X2 0 04090		WASHER, FLAT: absorber mtg SP1001 (98126)	EA	4					129	6

(1) SMR CODE	(2) FEDERAL STOCK NUMBER	(3) DESCRIPTION  REF NUMBER & MFR CODE	(4) UNIT OF MEAS  USABLE ON CODE	(5) QTY INC IN UNIT	(6) 15-DAY ORGANIZATIONAL MAINTENANCE ALW				(7) ILLUS- TRATION	
					(a)	(b)	(c)	(d)	(a)	(b)
					1-5	6-20	21-50	51-100	FIG. NO.	ITEM NO.
X2 0 04091		SLIDE: seat CD1107 (98126)	EA	1					129	8
X2 0 04092		SUSPENSION P1118 (98126)	EA	1					129	1
0 04093	5310-209-245	WASHER, FLAT: seat frame to pedestal	EA	4	*	*	*	*	123	10
X2 0 04094		WASHER, FLAT: seat cushion mtg SP1018 (98126)	EA	2					123	17
0 04095	5310-010-3319	WASHER, LOCK: adjustable seat bracket	EA	2	*	*	*	*	123	18
X2 0 04096		WASHER, LOCK: bracket to backrest SP1010 (98126)	EA	4					123	4
X2 0 04097		WASHER, LOCK: seat frame to pedestal SP1004 (98126)	EA	12					123	9
04098 04099		GROUP 22 - BODY, CHASSIS OR HULL, AND ASSEMBLY ITMES 2202 - ACCESSORY ITEMS								
X2 0 04100		ADAPTER, STRAIGHT, PIPE TO TUBE: line to hose 810691 (02280)	EA	1					130	11
X2 0 04101		BRACKET: horn mtg 482106 (02280)	EA	1					131	7
X2 0 04102		CABLE, SPECIAL PURPOSE, ELECTRICAL 7056686 (00000)	EA	1						
X2 0 04103		ELBOW, PIPE TO TUBE: line to quick disconnect coupling 805734 (02280)	EA	1					131	6
X2 0 04104		ELBOW, PIPE TO TUBE: line to switch, brass, one end 1/8-27 thd size, other end 5/8-18 thd size 805734 (02280)	EA	2					131	6
X2 0 04105	4540-726-2199	EXTENSION ASSEMBLY, REEL 7262199 (00000)	EA	1					38	14
X1 04106	5935-962-2349	CONNECTOR, PLUG, ELECTRICAL	EA	1					38	4
X1 04107	5340-322-7682	GROMMET: reel	EA	1					38	5
X1 04108	5935-772-3307	NUT, REEL	EA	1					38	6
X2 0 04109		HORN ASSEMBLY MS51301-1 (96906)	EA	1					131	3
X2 0 04110		HOSE ASSEMBLY: wiper motor, 1/4 in. od, 32 in. lg 481984 (02280)	EA	1					130	10
X2 0 04111		LATCH ASSEMBLY: trouble light 482047 (02280)	EA	1					38	13
X2 0 04112		MIRROR ASSEMBLY 801 (70330)	EA	1					128	1
X2 0 04113		MIRROR ASSEMBLY: operators door 800 (70330)	EA	1					133	
X2 0 04114		BRACE: mirror 15240 (70330)	EA	1					133	7
X2 0 04115		BRACE: mirror, bottom 15239 (70330)	EA	2					133	8
X2 0 04116		BRACE: mirror, top 15237 (70330)	EA	2					133	2
X2 0 04117		BRACKET: bottom brace mtg 14113B (70330)	EA	2					133	12
X2 0 6 04118		MIRROR 680P (70330)	EA	1	1					133

(1) SMR CODE	(2) FEDERAL STOCK NUMBER	(3) DESCRIPTION  REF NUMBER & MFR CODE	(4) UNIT OF MEAS  USABLE ON CODE	(5) QTY INC IN UNIT	(6) 15-DAY ORGANIZATIONAL MAINTENANCE ALW				(7) ILLUS- TRATION	
					(a)	(b)	(c)	(d)	(a)	(b)
					1-5	6-20	21-50	51-100	FIG. NO.	ITEM NO.
0 04119	5310-012-2236	NUT, PLAIN, HEXAGON: brace to bracket	EA	4	*	*	*	*	133	10
0 04120	5310-017-7581	NUT, PLAIN, HEXAGON: brace to mirror	EA	2	*	*	*	*	133	3
0 04121	5310-017-7581	NUT, PLAIN, HEXAGON: bracket to hood	EA	2	*	*	*	*	131	9
0 04122	5310-017-7581	NUT, PLAIN, HEXAGON: horn to bracket	EA	2	*	*	*	*	131	2
X2 0 04123	5310-017-7581	NUT, PLAIN, HEXAGON: mirror mtg	EA	2					128	19
0 04124	5310-042-6096	NUT, PLAIN, HEXAGON: spotlight bracket and reel mtg	EA	4	*	*	*	*	38	3
0 04125	5310-550-1598	NUT, PLAIN, HEXAGON: strap mtg	EA	1	*	*	*	*	130	8
0 04126	5310-619-3555	NUT, PLAIN, HEXAGON: strap pump and bag bracket mtg	EA	7	*	*	*	*	132	2
0 04127	5315-828-8190	PIN, COTTER: blade mtg	EA	1	*	*	*	*	130	14
X2 0 04128	5315-050-5245	PIN, STRAIGHT, HEADED: blade mtg	EA	1					130	16
X2 0 04129		REEL ASSEMBLY 5600405 (00000)	EA	1					38	1
X2 0 04130		SWITCH: trigger 7354813 (00000)	EA	1					38	7
0 04131	5305-042-4203	SCREW, ASSEMBLED WASHER: horn to bracket	EA	2	*	*	*	*	131	11
0 04132	5305-269-2803	SCREW, CAP, HEXAGON HEAD: brace to bracket	EA	4	*	*	*	*	133	1
X2 0 04133		SCREW, CAP, HEXAGON HEAD: spotlight bracket and reel mtg MS35291-58 (96906)	EA	4					38	12
0 04134	5305-821-7223	SCREW, MACHINE: brace to mirror, square neck	EA	2	*	*	*	*	133	9
0 04135	5305-988-1724	SCREW, MACHINE: bracket to cab door	EA	8	*	*	*	*	133	13
0 04136	5305-988-1725	SCREW, MACHINE: bracket to hood	EA	2	*	*	*	*	131	10
0 04137	5305-988-1725	SCREW, MACHINE: mirror mtg	EA	2	*	*	*	*	128	21
X2 0 04138		SCREW, MACHINE: pump and bag bracket mtg 803502 (02280)	EA	4					132	4
0 04139	5305-281-6393	SCREW, MACHINE: strap mtg	EA	1	*	*	*	*	130	19
X2 0 04140		SCREW, MACHINE: strap mtg 803504 (02280)	EA	3					132	13
0 04141	5305-984-6214	SCREW, MACHINE: wiper motor mtg	EA	2	*	*	*	*	130	3
X2 0 11 04142		SPOTLIGHT 926912 (73331)	EA	1						38
X2 0 04143		DOOR ASSEMBLY: spotlight 5940908 (73331)	EA	1					38	9
P 0 04144	6240-299-6931	LAMP, INCANDESCENT: sealed unit 451991 (73331)	EA	1	*	2	2	4	38	8
X2 0 04145		RECEPTACLE, FRICTION 5939090 (73331)	EA	1					38	10
X2 0 04146		STRAP, CABLE: hose to top or radiator 810663 (02280)	EA	3					132	14
X2 0 04147		STRAP: tube mtg 810619 (02280)	EA	1					130	20
M 0 04148		TUBE ASSEMBLY: hose coupling to viper motor 482084 (02280)	EA	1					130	4
X2 0 04149		MANUFACTURE FROM: NUT, TUBE COUPLING 801692 (02280)	EA	2						
P 0 04150	4710-277-5525	TUBE, COPPER (4 ft, 11 1/4 in. required)	FT			SEE	GRP	9501		

(1) SMR CODE	(2) FEDERAL STOCK NUMBER	(3) DESCRIPTION  REF NUMBER & MFR CODE	(4) UNIT OF MEAS  USABLE ON CODE	(5) QTY INC IN UNIT	(6) 15-DAY ORGANIZATIONAL MAINTENANCE ALW				(7) ILLUS- TRATION	
					(a)	(b)	(c)	(d)	(a)	(b)
					1-5	6-20	21-50	51-100	FIG. NO.	ITEM NO.
M 0 04151		TUBE ASSEMBLY: manifold to wiper valve 482083 (02280)	EA	1					130	12
X2 0 04152		MANUFACTURE FROM: NUT, TUBE COUPLING 801692 (02280)	EA	2						
P 0 04153	4710-277-5525	TUBE, COPPER (5 ft, 10 in. required)	FT		SEE	GRP	9501			
M 0 04154		TUBE ASSEMBLY: switch to tee 482081 (02280)	EA	1					131	5
X2 0 04155		MANUFACTURE FROM: NUT, TUBE 810743 (02280)	EA	2						
P 0 04156	4710-277-5527	TUBE, COPPER (6 ft, 2 in. required)	FT		SEE	GRP	9501			
0 04157	5310-261-7340	WASHER, LOCK: brace to bracket	EA	4	*	*	*	*	133	11
0 04158	5310-961-8065	WASHER, FLAT: brace to mirror	EA	2	*	*	*	*	133	5
0 04159	5310-012-0423	WASHER, LOCK: bracket to cab	EA	8	*	*	*	*	133	4
0 04160	5310-012-0423	WASHER, LOCK: bracket to hood	EA	2	*	*	*	*	131	8
0 04161	5310-010-3319	WASHER, LOCK: horn to bracket	EA	2	*	*	*	*	131	1
0 04162	5310-010-3319	WASHER, LOCK: mirror mtg	EA	2	*	*	*	*	128	20
0 04163	5310-261-7340	WASHER, LOCK: spotlight bracket and reel mtg	EA	4	*	*	*	*	38	2
0 04164	5310-010-6498	WASHER, LOCK: strap mtg	EA	1	*	*	*	*	130	7
0 04165	5310-010-3319	WASHER, LOCK: strap, pump and bag bracket mtg	EA	7	*	*	*	*	132	3
0 04166	5310-045-3296	WASHER, LOCK: wiper motor mtg	EA	2	*	*	*	*	130	2
X2 0 04167		WINDSHIELD WASHER KIT 481957 (02280)	EA	1					132	
X2 0 04168		BAG ASSEMBLY: washer 780936-21 (70412)	EA	1					132	5
X2 0 04169		BRACKET ASSEMBLY: bag 780936-20 (02280)	EA	1					132	1
X2 0 04170		CONNECTOR, TEE: nozzle hoses 780936-17 (70412)	EA	1					132	9
M 0 04171		HOSE: nossle to tee MANUFACTURE FROM:	EA	2					132	8
P 0 04172	4720-203-0298	HOSE, RUBBER (12 in. required for each HOSE)	FT		SEE	GRP	9501			
M 0 04173		HOSE: pump to bag 75258 (70412)	EA	1					132	12
P 0 04174	4720-203-0298	MANUFACTURE FROM: HOSE, RUBBER (9 ft required)	FT		SEE	GRP	9501			
M 0 04175		HOSE: tee to bag 75252 (70412)	EA	1					132	10
P 0 04176	4720-203-0298	MANUFACTURE FROM: HOSE, RUBBER (8 ft required)	FT		SEE	GRP	9501			
X2 0 04177		NOZZLE ASSEMBLY 780936-19 (70412)	EA	2					132	7
X2 0 04178		PUMP ASSEMBLY 780936-14 (70412)	EA	1					132	6
X2 0 04179		VALVE, CAP AND STRAINER ASSEMBLY 780936-22 (70412)	EA	1					132	11

(1) SMR CODE	(2) FEDERAL STOCK NUMBER	(3) DESCRIPTION  REF NUMBER & MFR CODE	(4) UNIT OF MEAS  USABLE ON CODE	(5) QTY INC IN UNIT	(6) 15-DAY ORGANIZATIONAL MAINTENANCE ALW				(7) ILLUS- TRATION	
					(a)	(b)	(c)	(d)	(a)	(b)
					1-5	6-20	21-50	51-100	FIG. NO.	ITEM NO.
X2 0 W 04180	2540-461-3613	WIPER ASSEMBLY N016 (82484)	EA	1					130	
P 0 04181		ARM, WINDSHIELD WIPER S2306 (82R48)	EA	1	*	*	*	*	130	21
P 0 04182	2540-461-3610	BLADE, WINDSHIELD WIPER G1100-20 (82484)	EA	1	*	*	*	*	130	5
X2 0 04183		MOTOR, WINDSHIELD WIPER, PNEUMATIC 8379907 (00000)	EA	1					130	1
X2 0 18 04184		VALVE FG108-100 (82484)	EA	1						91
04185		2210 - DATA PLATES								
X2 0 04186		KIT, MODIFICATION, CAUTION PLATE MWOENG1999-4 (81336)	EA	1						
X2 0 04187		PLATE: carrier 481844 (02280)	EA	1						
X2 0 04188		PLATE: CAUTION: parking brake 481771 (02280)	EA	1						
X2 0 04189		PLATE: forward outrigger box 481804 (02280)	EA	1						
X2 0 04190		PLATE, INSTRUCTION: front axle clutch 481859 (02280)	EA	1						
X2 0 04191		PLATE: lifting sling instructions 481880 (02280)	EA	1						
X2 0 04192		PLATE, OUTRIGGER: forward beam 481836 (02280)	EA	1						
X2 0 04193		PLATE, OUTRIGGER: rear box 4818421 (02280)	EA	1						
X2 0 04194		PLATE: rear outrigger beam 481835 (02280)	EA	1						
X2 0 04195		PLATE, WARNING: transfer case shift air pressure and transmission 481881 (02280)	EA	1						
X2 0 04196		SCREW, DRIVE: plate mtg 811376 (02280)	EA	46						
04197		GROUP 43 - HYDRAULIC, FLUID AIR, AND VACUUM SYSTEMS (Excludes brake system)								
04198		4316 - HOSE, LINES, FITTINGS, FILTER								
X2 0 04199		ADAPTER, PIPE TO HOSE: line to valve, one and female, 7/16-24 thd size, other end male, 1/8-27 thd size 3104X2 (04255)	EA	1					135	3
X2 0 04200		ADAPTER, PIPE TO HOSE: line to valve, 9/16-24 thd size, other end 1/4-18 thd size 5K10 (89881)	EA	1					135	9
X2 0 04201		ADAPTER, STRAIGHT, PIPE TO TUBE: valve to airfilter, brass, one end 3/8-18 thd size, other end 1/4-18 thd else 59F3 (40152)	EA	1					134	16
X2 0 04202		BRACKET; filter mtg 216450 (12603)	EA	1					134	8
X2 0 04203		BUSHING, REDUCING: line to valve 19F1 (89881)	EA	2					135	2
X2 0 04204		ELBOW, PIPE: line to valve 116B (30327)	EA	1					135	10
X2 0 04205		ELBOW, PIPE: restrictor mtg 3400X2 (79470)	EA	1					135	7

(1) SMR CODE	(2) FEDERAL STOCK NUMBER	(3) DESCRIPTION  REF NUMBER & MFR CODE	(4) UNIT OF MEAS  USABLE ON CODE	(5) QTY INC IN UNIT	(6) 15-DAY ORGANIZATIONAL MAINTENANCE ALW				(7) ILLUS- TRATION	
					(a)	(b)	(c)	(d)	(a)	(b)
					1-5	6-20	21-50	51-100	FIG. NO.	ITEM NO.
X2 0 04206	4730-277-8273	ELBOW, PIPE TO HOSE: line to valve	EA	1					135	12
X2 0 04207	4730-854-6708	ELBOW, PIPE TO TUBE: hose to valve	EA	1					134	17
X2 0 04208		ELBOW, PIPE TO TUBE: hose to valve, 90 dg, brass, both ends male, 3/8-18 thd size, 3/4-16 thd size 62F3 (40152)	EA	1					134	2
P 0 5 04209	2520-966-3820	FILTER, AIR 215961 (12603)	EA	1	*	*	*	*	*	134
P 0 04210	2910-905-9792	FILTER ELEMENT MS51086-1 (96906)	EA	1	*	*	*	*	134	13
P 0 04211	5330-253-0690	GASKET: cover 39940 (81332)	EA	1	*	*	*	*	134	14
X2 0 04212		GASKET: cover screw 60317 (81321)	EA	1					134	4
X2 0 04213 12		O RING: spring retainer, 13/32 in. id, 3/16 in. thk, 9/16 in. od 60318 (89881)	EA	1						134
X2 0 04214		PACKING, PREFORMED: cover screw 60318 (81321)	EA	1					134	3
X1 04215	4730-278-3001	PLUG, PIPE: body drain	EA	1					134	9
X2 0 04216		SPRING: element S1099 (81321)	EA	1					134	10
X2 0 04217 11		WASHER, FLAT: spring retainer, 13/32 in. id, 3/8.in. od, 9/16 in. thk 4E06 (89881)	EA	1						134
X2 0 04218		HOSE ASSEMBLY: air filter to valve 482105 (02280)	EA	1					134	1
P 0 04219	4720-203-6527	HOSE ASSEMBLY, RUBBER 8H8 (40152)	EA	1	*	*	*	*	135	4
P 0 04220	4720-192-8473	HOSE ASEMBLY: valve 481716 (02280)	EA	1	*	*	*	*	134	19
P 0 11 04221	2520-358-4009	LINE, AIR 8H2 (40152)	EA	1	*	*	*	*	*	135
04222	4730-050-1357	NIPPLE, PIPE: line	EA	1	*	*	*	*	135	6
X2 0 04223		RESRICTOR: line to cylinder	EA	1					135	5
0 04224	5355-269-3211	SCREW, CAP, HEXAGON HEAD: bracket mtg	EA	2	*	*	*	*	134	15
X2 0 04225		SCREW, CAP, HEXAGON HEAD: filter mtg MS35291-6 (96906)	EA	2					134	6
0 04226	5310-054-1844	WASHER, LOCK: filter mtg	EA	2					134	7
04227		4317 - CONTROL VALVES								
X2 0 04228		BRACKET, SOLENOID VALVE 216444(12603)	EA	1					135	1
X2 0 04229	5305-012-2138	SCREW, CAP, HEXAGON HEAD: bracket mtg	EA	2					135	16
X2 0 04230		SCREW, MACHINE: bracket to valve 1C410 (40152)	EA	4					135	14
X2 0 04231		VALVE 216744 (12603)	EA	1						
P 0 04232	3810-930-0360	VALVE, AIR, SOLENOID (24 VOLT) 250-4E1-21-24V (24522)	EA	1	*	*	*	*	135	8
X2 0 04233		VALVE: transmission air line N13069H (06721)	EA	1					134	18



(1) SMR CODE	(2) FEDERAL STOCK NUMBER	(3) DESCRIPTION  REF NUMBER & MFR CODE	(4) UNIT OF MEAS  USABLE ON CODE	(5) QTY INC IN UNIT	(6) 15-DAY ORGANIZATIONAL MAINTENANCE ALW				(7) ILLUS- TRATION		
					(a) 1-5	(b) 6-20	(c) 21-50	(d) 51-100	(a) FIG. NO.	(b) ITEM NO.	
X2 0 04234	5310-261-7340	WASHER, LOCK: bracket mtg	EA	2					135	15	
X2 0 04235 04236		WASHER, LOCK: bracket to valve 4E04 (40152)	EA	4					135	13	
04237 X1		GROUP 47 - GAGES (NON-ELECTRICAL), WEIGHING AND MEASURING DEVICES									
04238		4701 - INSTRUMENTS (SPEED AND DISTANCE)									
X2 0 04239	6680-064-8820	GASKET: tachometer shaft R600S247 (14351)	EA	1					71	18	
P 0 04240		(Component of GASKET SET, Stock No. 2805-962-4578, See Group 0100)									
X2 0 04241		RETAINER, TACHMETER BEARING R600M277 (14351)	EA	1					71	19	
X2 0 14		SHAFT, SPEEDOMETER 481621 (02280)	EA	1	*	*	*	*			
X2 0 04242		(Used on non-winterized uni ts, only)									
X2 0 04243		SHAFT, TACHOMETER DRIVE S749M2190 (14351)	EA	1					71		
X1 16		GEAR	EA	1						71	
04244		R600H229 (14351)									
P 0 04245		PIN, STRAIGHT, HEADLESS: gear X1731 (14351)	EA	1					71	15	
		SHAFT	EA	1						71	
P 0 04246	6680-282-6165	S749M220 (14351)	EA	1	*	*	*	*	90	6	
	6680-514-4090	SPEEDOMETER 503A (98738)	EA	1	*	*	*	*	90	2	
	6680-064-8821	(Used on non-winterized units, only)									
P 0 04247		TACHOMETER, MECHANICAL, FIXED MOUNTING 503B (98738)	EA	1	*	*	*	*	71	1	
X2 0 04248		(Used on non-winterized units, only)									
04249 04250		TACHOMETER SHAFT 481634 (02280)	EA	1	*	*	*	*	71	17	
X2 0 04251		WASHER, NONMETALLIC: retainer R600S285 (14351)	EA	1					71		
04252		GROUP 50 - PNEUMATIC EQUIPMENT 5001 - CRANKCASE, BLOCK, CYLINDER HEAD									
X2 0 04253		PLUNGER, UNLOADER 240023 (06853)	EA	2							
X2 0 04254		5006 - LUBRICATION SYSTEM									
04255		BASE, COMPRESSOR R600V506 (14351)	EA	1					109	20	
04256		GASKET: base to compressor 211376 (06853)	EA	1					109	16	
04257	5310-022-0072	NUT, PLAIN, HEXAGON: base to compressor	EA	4	*	*	*	*	109	7	
04258	4730-200-0396	PLUG, PIPE: base	EA	1	*	*	*	*	109	44	
04259		STUD, PLAIN: base to compressor X4320 (14351)	EA	4					109	19	
04260	5310-011-0405	WASHER, LOCK: base to compressor	EA	4	*	*	*	*	109	15	
	3030-821-8270	5007 - COMPRESSOR DRIVE									
		BELT, V: compressor drive MS51070-42 (96906)	EA	1	*	2	2	3	109	9	

(1) SMR CODE	(2) FEDERAL STOCK NUMBER	(3) DESCRIPTION  USABLE ON CODE	(4) UNIT OF MEAS	(5) QTY INC IN UNIT	(6) 15-DAY ORGANIZATIONAL MAINTENANCE ALW				(7) ILLUS- TRATION	
					(a) 1-5	(b) 6-20	(c) 21-50	(d) 51-100	(a) FIG. NO.	(b) ITEM NO.
X2 0 04261		FLANGE, PULLEY B600V412 (14351)	EA	1					109	11
X2 0 04262		KEY, WOODRUFF: pulley to crankshaft 211347 (06853)	EA	1					109	6
0 04263	5310-189-4412	NUT, CASTELLATED, HEXAGON: pulley retaining	EA	1	*	*	*	*	109	10
0 04264	5315-839-5822	PIN, COTTER: nut to crankshaft	EA	1	*	*	*	*	109	14
X2 0 04265		PULL, COMPRESSOR DRIVE 481912 (02280)	EA	1					109	8
0 04266	5305-018-0129	SCREW, CAP, HEXAGON HEAD: flange	EA	2	*	*	*	*	109	13
0 04267	5310-261-7340	WASHER, LOCK: flange	EA	2	*	*	*	*	109	12
04268		5008 - AIR INTAKES								
X2 0 04269		ADAPTER: air strainer 236701 (06853)	EA	1					109	39
P 0 04270	2530-531-5941	GASKET: strainer and adapter mtg 236170 (06853)	EA	2	*	*	2	2	109	38
X2 0 04271		SCREW, CAP, HEXAGON HEAD: strainer mtg 240175 (06853)	EA	2					109	33
X2 0 04272		STRAINER, AIR: compressor MS53005-1 (96906)	EA	1					109	32
0 04273	5310-085-3891	WASHER, LOCK: strainer mtg	EA	2	*	*	*	*	109	34
04274 04275		GROUP 76 - FIRE FIGHTING EQUIPMENT COMPONENTS 7638 - PORTABLE FIRE FIGHTING EQUIPMENT (Includes Fire Extinguishers)								
P 0 04276	4210-889-2221	FIRE EXTINGUISHER dry chemical	EA	1	*	*	*	*		
04277 04278		GROUP 95 - GENERAL USE STANDARDIZED PARTS 9501 - HARDWARE SUPPLIES AND BULL MATERIEL, COMMON								
P 0 04279	4720-203-0298	HOSE, RUBBER: 1/8 in. id	FT		*	*	*	*		
P 0 04280	5330-467-3615	PAPER, GASKET	YD		*	*	*	*		
P 0 04281	4710-278-5401	PIPE, STEEL	FT		*	*	*	*	*	
P 0 04282	4710-277-5527	TUBE, COPPER: 3/8 in. od	FT		*	*	*	*		
P 0 04283	4710-277-5525	TUBE, COPPER: 1/4 in. od	FT		*	*	*	*		
P 0 04284	4710-277-7581	TUBE, COPPER: 1/8 in. od	FT		*	*	*	*		
P 0 04285	4710-227-5531	TUBE, COPPER: 3/4 in. od	FT		*	*	*	*		
P 0 04286	4710-277-5529	TUBE, COPPER: 1/2 in. od	FT		*	*	*	*		
X2 0 04287	5975-284-7338	TUBE, FLEXIBLE, NONMETALLIC, ELECTRICAL	FT							
X2 0 04288	5975-284-7337	TUBE, FLEXIBLE, NONMETALLIC, ELECTRICAL	FT							
P 0 04289	9505-164-2755	WIRE	CL		*	*	*	*	*	
P 0 04290	6145-500-0211	WIRE, ELECTRICAL	FT		*	*	*	*		
P 0 04291	6145-635-9429	WIRE, ELECTRICAL	FT		*	*	*	*		
P 0 04292	6145-705-6674	WIRE, ELECTRICAL	FT	*	*	*	*	*		

(1) SMR CODE	(2) FEDERAL STOCK NUMBER	(3) DESCRIPTION  REF NUMBER & MFR CODE	(4) UNIT OF MEAS	(5) QTY INC IN UNIT	(6) 15-DAY ORGANIZATIONAL MAINTENANCE ALW				(7) ILLUS- TRATION	
					(a)	(b)	(c)	(d)	(a)	(b)
					1-5	6-20	21-50	51-100	FIG. NO.	ITEM NO.
04293		GROUP 99 - PARTS PECULIAR								
04294		9901 - MULTI-LISTED PARTS								
X2 0		BREATHER		EA	3					
04295		A1199P1394 (78500)								
X2 0		DRUM		EA	4					
-04296		3219202777 (78500)								
P 0	6240-019-0877	LAMP, INCANDESCENT	EA	9	2	4	7	14		
04297		190877 (73331)								
P 0	6240-266-9940	LAMP, INCANDESCENT	EA	7	*	2	4	7		
04298		1829 (89473)								
P 0	6210-553-7437	LIGHT, INDICATOR	EA	2	*	*	*	*		
04299		MS90287-3 (96906)								
X2 0		RING, RETAINING	EA	6						
04300		1854B80 (78500)								
X2 0		STRAP	EA	10						
04301		810618 (02280)								
P 0		WASHER, NONMETALLIC	EA	4	*	*	*	*		
04302		5X191 (78500)								

(1) SMR CODE	(2) FEDERAL STOCK NUMBER	(3) DESCRIPTION  REF NUMBER & MFR CODE	(4) UNIT OF MEAS  USABLE ON CODE	(5) QTY INC IN UNIT	(6) 15-DAY ORGANIZATIONAL MAINTENANCE ALW				(7) ILLUS- TRATION	
					(a)	(b)	(c)	(d)	(a)	(b)
					1-5	6-20	21-50	51-100	FIG. NO.	ITEM NO.
04303 04304 X1 04305		PART 3. - WINTERIZATION CRANE AND CARRIER GROUP 01 - ENGINE 0106 - ENGINE LUBRICATION SYSTEM GASKET: handhole cover R600B301 (14351) (Component of PARTS KIT, Stock No. 2805-649-9446, See Group 0100, Part 2)	EA	1						
X1 04306		GASKET: oil pan S749B406 (14351) (Components of PARTS KIT, Stock No. 2805-649-9446, See Group 0100, Part 2)	EA	1						
04307 04308 X2 0		GROUP 05 - COOLING SYSTEM 0501 - RADIATOR ARM LINKAGE ASSEMBLY A123034 (70281)	EA	1				138	19	
04309 X2 0		ARM, FRONT LINKAGE: carrier 123035 (70281)	EA	1				138	18	
04310 0	5306-299-2366	BOLT, MACHINE: winter, front mtg, crane	EA	3	*	*	*	*	136	8
04311 0	5306-019-2905	BOLT, SELF-LOCKING	EA	2	*	*	*	*	138	31
04312 X2 0		BRACKET ASSEMBLY, PIVOT: carrier A123032 (70281)	EA	1				138	17	
04313 X2 0		HOLDDOWN, SHUTTER: carrier, lh 123420L (70281)		EA	1					138
04314 X2 0		HOLDDOWN, SHUTTER: carrier, rh 123420R (70281)		EA	1					138
04315 X2 0		LINKAGE ARM, REAR: carrier 123036 (70281)	EA	1				138	12	
04316 X2 0		LINKAGE BRACKET AND PIN ASSEMBLY: carrier A123033 (70281)	EA	1				138	28	
04317 X1		BRACKET 123033 (70281)	EA	1						
04318 M 0		CHAIN	EA	1						
04319 P 0	4010-186-9388	MANUFACTURE FROM: CHAIN, WELDLESS (7 in. required)	FT			SEE	GRP	9501		
04320 X2 0		PIN 128712 (70281)	EA	1						
04321 0	5310-619-3555	NUT, PLAIN, HEXAGON: carrier	EA	6	*	*	*	*	137	24
04322 0	5310-685-1429	NUT, PLAIN, HEXAGON: carrier	EA	6	*	*	*	*	138	16
04323 0	5310-012-4834	NUT, PLAIN, HEXAGON: holddown mtg, carrier	EA	2	*	*	*	*	138	1
04324 0	5310-619-3555	NUT, PLAIN, HEXAGON: linkage bracket and pin assembly mtg, carrier	EA	2	*	*	*	*	138	26
04325 0	5310-732-0558	NUT, PLAIN, HEXAGON: winter, front mtg	EA	2	*	*	*	*	136	11
04326 X2 0		OPERATING ASSEMBLY, WINTER: carrier A123030 (70281)	EA	1				138		
04327 0	5306-299-2372	BOLT, MACHINE: retainer mtg	EA	2	*	*	*	*	138	8
04328 X2 0		BRACKET ASSEMBLY A128713 (70281)	EA	1				138	5	
04329 X2 0		HANDLE, OPERATING A123031 (70281)	EA	1				138	6	
04330										

(1) SMR CODE	(2) FEDERAL STOCK NUMBER	(3) DESCRIPTION  REF NUMBER & MFR CODE	(4) UNIT OF MEAS  USABLE ON CODE	(5) QTY INC IN UNIT	(6) 15-DAY ORGANIZATIONAL MAINTENANCE ALW				(7) ILLUS- TRATION	
					(a) 1-5	(b) 6-20	(c) 21-50	(d) 51-100	(a) FIG. NO.	(b) ITEM NO.
X2 0 04331		BUSHING 128781 (70281)	EA	1					138	25
04332	5310-732-0558	NUT, PLAIN, HEXAGON	EA	1	*	*	*	*	138	23
04333	5310-176-8137	NUT, SELF-LOCKING, HEXAGON	EA	2	*	*	*	*	138	1
X2 0 04334		RETAINER HANDLE 123031 (70281)	EA	1					138	7
04335	5305-269-3215	SCREW, CAP, HEXAGON HEAD: handle mtg	EA	1	*	*	*	*	138	9
X2 0 4		SPRING	EA	2			SEE	GRP	9901	138
04336		0801S091 (70281)	EA	4		SEE	GRP	9901	138	3
X2 0 04337		WASHER, CUP 0301V010 (70281)	EA	1	*	*	*	*	138	24
04338	5310-080-6004	WASHER FLAT	EA	1	*	*	*	*	138	2
04339	5310-261-7340	WASHER, LOCK	EA	1					138	2
04340	5310-261-7340	WASHER, LOCK	EA	2	*	*	*	*	138	2
04341	5310-059-0206	PIN, COTTER: carrier	EA	8	*	*	*	*	138	11
X2 0 04342		PIN 1/2 in. dia, 2 5/32 in. lg 123038 (70281)	EA	1					138	20
X2 0 04343		PIN: 1/2 in. dia, 1 7/8 in. lg 123037 (70281)	EA	3					138	10
04344	5305-071-2239	SCREW, CAP, HEXAGON HEAD: linkage bracket end pin assembly mtg, carrier	EA	2	*	*	*	*	138	138
29										
04345	5305-010-0160	SCREW, CAP, HEXAGON HEAD: pivot bracket and operating assembly mtg, carrier	EA	6	*	*	*	*	138	13
04346	5305-958-5247	SCREW, MACHINE: carrier	EA	6	*	*	*	*	137	22
04347	5305-958-5253	SCREW, MACHINE: frame assembly mtg, carrier	EA	4	*	*	*	*	137	29
X2 0 4		SPRING: carrier	EA	2			SEE	GRP	9901	138
04348		0801S091 (70281)	EA	4		SEE	GRP	9901	138	3
X2 0 04349		WASHER, CUP: carrier 0301V010 (70281)	EA	2	*	*	*	*	138	24
04350	5310-080-6004	WASHER, FLAT: holddown mtg, carrier	EA	2	*	*	*	*	138	24
04351	5310 901-3086	WASHER, FLAT: pivot bracket and operating assembly mtg, carrier	EA	6	*	*	*	*	138	138
14										
04352	5310-050-2233	WASHER, FLAT: winter, front mtg, crane	EA	3	*	*	*	*	136	9
04353	5310-010-3319	WASHER, LOCK: carrier	EA	6	*	*	*	*	137	23
04354	5310-261-7340	WASHER, LOCK: holddown mtg, carrier	EA	2	*	*	*	*	138	2
04355	5310-010-3319	WASHER, LOCK: linkage bracket and pin assembly mtg, carrier	EA	2	*	*	*	*	138	138
27										
04356	5310-010-3323	WASHER, LOCK: pivot bracket and operating assembly mtg, carrier	EA	6	*	*	*	*	138	138
15										
04357	5310-261-7340	WASHER, LOCK: winter, front mtg, crane	EA	3	*	*	*	*	136	10
x2 0 04358		WINTER FRONT ASSEMBLY: carrier A123560 (70281)	EA	1					137	
X2 0 04359		BRACE, LEG: rh and lh 28-805 (70281)	EA	2					137	21
X2 0 04360		FRAME ASSEMBLY MOUNTING A123405 (70281)	EA	1					137	
X2 0 04361		ANGLE, BOTTOM 123408 (70281)	EA	1					137	27

(1) SMR CODE	(2) FEDERAL STOCK NUMBER	(3) DESCRIPTION  REF NUMBER & MFR CODE	(4) UNIT OF MEAS  USABLE ON CODE	(5) QTY INC IN UNIT	(6) 15-DAY ORGANIZATIONAL MAINTENANCE ALW				(7) ILLUS- TRATION	
					(a) 1-5	(b) 6-20	(c) 21-50	(d) 51-100	(a) FIG. NO.	(b) ITEM NO.
X2 0 04362		ANGLE, TOP 123407 (70281)	EA	1					137	4
04363	5306-022-7682	BOLT, MACHINE: angle mtg	EA	2	*	*	*	*	137	32
04364	5306-225-8499	BOLT, MACHINE: angle mtg	EA	2	*	*	*	*	137	30
X2 0 04365		BUCKET ASSEMBLY, rh and lh A123406 (70281)	EA	2					137	28
04366	5310-619-3555	NUT, PLAIN, HEXAGON	EA	2	*	*	*	*	137	24
04367	5310-543-2629	NUT, PLAIN, HEXAGON	EA	2	*	*	*	*	137	1
X2 0 04368		STRIP, WEATHER: 6 ft, 7 In. required 1214R035 (70281)	FT						137	26
04369	5310-147-2065	WASHER, FLAT	EA	2	*	*	*	*	137	31
04370	5310-83-6056	WASHER, FLAT	EA	2	*	*	*	*	137	3
04371	5310-010-3319	WASHER, LOCK	EA	2	*	*	*	*	137	23
03472 X2 0 04373		FRAME ASSEMBLY, SHUTTER A123409 (70281 )	EA	1					137	
04374	5306-225-8498	BOLT, MACHINE: hinge mtg	EA	5	*	*	*	*	137	6
04375	5306-225-8502	BOLT, MACHINE: linkage guide bracket mtg	EA	2	*	*	*	*	137	15
04376	5306-225-8498	BOLT, MACHINE: top and bottom shutter guide mtg	EA	11	*	*	*	*	137	6
X2 0 04377		BRACKET, LINKAGE GUIDE 123029 702m1)	EA	1					137	16
X2 0 04378		FRAME ASSEMBLY A123411 (70281)	EA	1					137	8
X2 0 04379		GUARD ASSEMBLY A123419 (70281)	EA	1					137	20
04380		GUIDE, SHUTTER, BOTTON 123028 (702V)	EA	1					137	17
X2 0 04381		GUIDE, SHUTTER, SIDE 123421 (70281)	EA	2					137	18
X2 0 04382		GUIDE, SHUTTER, TOP AND BOTTOM 123412 (70281)	EA	3					137	19
X2 0 04383		HINGE ASSEMBLY A123410 (70281)	EA	1					137	5
04384	5310-655-9378	NUT, PLAIN, HEXAGON	EA	17	*	*	*	*	137	1
04385	5310-012-4834	NUT, PLAIN, HEXAGON	EA	4	*	*	*	*	138	34
04386	5310-176-8137	NUT, PLAIN, HEXAGON	EA	8	*	*	*	*	137	14
04387	5310-543-2629	NUT, PLAIN, HEXAGON	EA	5	*	*	*	*	137	1
X2 0 04388		ROD ASSEMBLY, SHUTTER OPERATING A123418 (7281)	EA	1					138	22
X2 0 04389		ROD, SUPPORT A123413 (70281)	EA	2					138	21
04390	5305 045-1988	SCREW, CAP, HEXAGON HEAD: support rod mtg	EA	2	*	*	*	*	137	7
04391	5305-069-5574	SCREW, CAP, HEXAGON HEAD: support rod mtg	EA	2	*	*	*	*	138	32
04392	5305 958-5252	SCREW, MACHINE: guard assembly mtg	EA	4	*	*	*	*	137	33
04393	5305-958-5253	SCREW, MACHINE: shutter side guide mtg	EA	4	*	*	*	*	137	29

(1) SMR CODE	(2) FEDERAL STOCK NUMBER	(3) DESCRIPTION  REF NUMBER & MFR CODE	(4) USABLE ON CODE	(5) UNIT OF MEAS  QTY INC IN UNIT	(6) 15-DAY ORGANIZATIONAL MAINTENANCE ALW				(7) ILLUS- TRATION		
					(a)	(b)	(c)	(d)	(a)	(b)	
					1-5	6-20	21-50	51-100	FIG. NO.	ITEM NO.	
0	5305-088-8332	SCREW, MACHINE: stationary shutter mtg		EA	8	*	*	*	*	137	10
04394 X2	0	SHUTTER ASSEMBLY, MOVABLE		EA	1					137	
04395 X2	0	A123415 (70281) ANGLE ASSEMBLY, BOTTOM		EA	1					137	12
04396 X2	0	A128887 (70281) ANGLE ASSEMBLY TOP		EA	1					137	12
04397 0	5310-176-8137	A123417 (70281) NUT, PLAIN, HEXAGON		EA	6	*	*	*	*	137	14
04398 0	5305-088-8332	SCREW, MACHINE: top and bottom angle mtg		EA	6	*	*	*	*	137	10
04399 X2	0	SHUTTER, MOVABLE		EA	1					137	11
04400 0	5310-045-3296	123563 (70281) WASHER, LOCK		EA	1	*	*	*	*		137
13 04401 X2	0	SHUTTER, STATIONARY		EA	1					137	9
04402 X2	0	123562 (70281) WASHER, FLAT		EA	13					137	3
04403 0	5310-838-6056	WASHER, FLAT		EA	5	*	*	*	*	137	3
04404 0	5310-010-3322	WASHER, LOCK		EA	4	*	*	*	*	138	33
04405 0	5310-010-3320	WASHER, LOCK		EA	5	*	*	*	*	137	2
04406 0	5310-010-3320	WASHER, LOCK		EA	17	*	*	*	*	137	2
04407 0	5310-619-3555	NUT, PLAIN, HEXAGON		EA	4	*	*	*	*	137	24
04408 0	5305-958-5246	SCREW, MACHINE: leg brace mtg		EA	4	*	*	*	*	137	25
04409 0	5310-010-3319	WASHER, LOCK		EA	4	*	*	*	*	137	23
04410 X2	0	WINTER FRONT COMPLETE: crane		EA	1					136	
04411 X2	0	A123591 (70281) LATCH: shutter holddown		EA	2		SEE	GRP	9901	136	7
04412 X2	0	1901D002 (70281) RADIATOR FRAME		EA	1					136	5
04413 0	5305-988-1723	A123590 (70281) SCREW, MACHINE: latch mtg		EA	4	*	*	*	*	136	6
04414 X2	0	WINTER FROMT ASSEMBLY		EA	1					136	
04415 0	5306-225-8497	A123580 (70281) BOLT, MACHINE		EA	4	*	*	*	*	136	16
04416 0	5306-225-8497	BOLT, MACHIINE: crossbar mtg		EA	4	*	*	*	*	136	19
04417 0	5306-225-8499	BOLT, MACHINE: guide mtg		EA	4	*	*	*	*	136	2
04418 0	5306-225-8497	BOLT, MACHINE: shutter guide plate mtg		EA	2	*	*	*	*	136	19
04419 X2	0	CROSSBAR		EA	1					136	18
04420 X2	0	A123427 (70281) GUIDE BAR		EA	1					136	34
04421 X2	0	123430 (70281) GUIDE PLATE ASSEMBLY		EA	1					136	35
04422 X2	0	A96722 (70281) GUIDE, SHUTTER		EA	2					136	17
04423 X2	0	123423 (70281) HANDLE ASSEMBLY, OPERATING		EA	1					136	
04424 X2	0	A123426 (70281) BUSHING		EA	1						136
20 04425		24-.22 (70281)									

(1) SMR CODE	(2) FEDERAL STOCK NUMBER	(3) DESCRIPTION  REF NUMBER & MFR CODE	(4) USABLE ON CODE	(5) UNIT OF MEAS	(6) QTY INC IN UNIT	(6) 15-DAY ORGANIZATIONAL MAINTENANCE ALW				(7) ILLUS- TRATION	
						(a) 1-5	(b) 6-20	(c) 21-50	(d) 51-100	(a) FIG. NO.	(b) ITEM NO.
X1 26 04426		HANDLE 123426 (70281)			EA	1					136
X2 0 04427		HINGE A128818 (70281)		EA	1					136	1
X2 0 04428		LEG BRACE 100966 (70281)		EA	2					136	32
0 04429	5310-010-2635	NUT, PLAIN, HEXAGON		EA	1	*	*	*	*	136	24
0 04430	5310-543-2629	NUT, PLAIN, HEXAGON: crossbar mtg		EA	4	*	*	*	*	136	27
0 04431	5310-543-2629	NUT, PLAIN, HEXAGON: guide mtg		EA	8	*	*	*	*	136	27
0 04432	5310-012-0361	NUT, PLAIN, HEXAGON: stationary shutter mtg		EA	10	*	*	*	*	136	30
X2 0 33 04433		PIN 123429 (70281)			EA	2					136
0 04434	5315-234-1657	PIN, COTTER		EA	1	*	*	*	*	136	21
0 04435	5305-515-9052	SCREW, MACHINE: guide bar mtg		EA	4	*	*	*	*	136	14
X2 0 04436	5305-012-0655	SCREW, MACHINE: leg brace mtg		EA	4					136	12
0 04437	5305-515-9052	SCREW, MACHINE: stationary shutter mtg		EA	10	*	*	*	*	136	14
X2 0 04438		SHUTTER FRAME A123422 (70281)		EA	1					136	29
X2 0 04439		SHUTTER, MOVABLE 123583 (70281)		EA	1					136	15
X2 0 04440		SHUTTER, STATIONARY 123582 (70281)		EA	1					136	13
X2 0 04441		SPRING 0801S091 (70281)		EA	1		SEE	GRP	9901	136	23
X2 0 04442		WASHER, CUP 0301V010 (70281)		EA	2		SEE	GRP	9901	136	25
0 04443	5310-050-2238	WASHER, FLAT		EA	2	*	*	*	*	136	22
0 04444	5310-838-6056	WASHER, FLAT: guide mtg		EA	8	*	*	*	*	136	3
0 04445	5310-010-3320	WASHER, LOCK: crossbar mtg		EA	4	*	*	*	*	136	28
0 04446	5310-010-3320	WASHER, LOCK: guide mtg		EA	8	*	*	*	*	136	28
0 04447	5310-010-3320	WASHER, LOCK: shutter guide plate mtg		EA	2	*	*	*	*	136	28
0 04448	5310-045-3296	WASHER, LOCK: stationary shutter mtg		EA	10	*	*	*	*	136	31
X2 0 04449		WEATHERSEAL (9 ft, 5 in. required) 1214R035 (70281)		FT						136	4
04450		GROUP 06 - ELECTRICAL SYSTEM (ENGINE AND VEHICULAR, ETC.)									
04451		0607 - INSTRUMENT OR ENGINE CONTROL PANEL									
0 04452	5306-149-7109	BOLT, MACHINE, ROUND HEAD: bracket mtg, carrier		EA	2	*	*	*	*	139	8
0 04453	5306-028-4206	BOLT, MACHINE, ROUND HEAD: clamp mtg, carrier		EA	1	*	*	*	*	139	2
0 04454	5306-266-4102	BOLT, MACHINE, ROUND HEAD: clamp mtg, carrier		EA	1	*	*	*	*	139	4
M 0 04455		BRACKET: carrier MANUFACTURE FROM:		EA	1					139	7
P 0 04456	9515-204-3994	STEEL, STRIP (a required)		SS			SEE	GRP	9501		
X2 0 04457		DRIVE COUPLING AND PIN ASSEMBLY: carrier S820M2400 (14351)		EA	1					139	
X1 04458		COUPLING S820M240 (14351)		EA	1					139	10



(1) SMR CODE	(2) FEDERAL STOCK NUMBER	(3) DESCRIPTION  REF NUMBER & MFR CODE	(4) UNIT OF MEAS  USABLE ON CODE	(5) QTY INC IN UNIT	(6) 15-DAY ORGANIZATIONAL MAINTENANCE ALW				(7) ILLUS- TRATION	
					(a)	(b)	(c)	(d)	(a)	(b)
					1-5	6-20	21-50	51-100	FIG. NO.	ITEM NO.
0	5310-616-1330	NUT, PLAIN, HEXAGON	EA	4	*	*	*	*	139	13
04459 X1		PIN X17163 (14351)		EA	1					
04460 X2 0		STUD, PLAIN X20013 (14351)	EA	4					139	11
04461 X2 0		WASHER, LOCK: ET X5323 (14351)	EA	4					139	12
04462 0	5310-616-1330	NUT, PLAN, HEXAGON: carrier	EA	4	*	*	*	*	139	5
04463 X2 0		SPEEDOMETER: carrier 510A (98738)	EA	1						
04464 X2 0		SWITCH, SPEEDOMETER: carrier 762L (98738)	EA	1					139	15
04465 X2 0		SWITCH, TACHOMETER: carrier 511A (98738)	EA	1					139	14
04466 X1		CLAMP: tachometer switch mtg, carrier	EA	1					139	3
04467 X2 0		TACHOMETER: carrier 510B (98738)	EA	1					139	1
04468 0	5310-010-3319	WASHER, LOCK: carrier	EA	4	*	*	*	*	139	6
04469 X2 0		WASHER, NONMETALLIC: drive coupling and pin assembly, carrier		EA	1					139
04470 9										
04471 X2 0		0612 - BATTERIES BATTERY BOX ASSEMBLY: carrier A123480 (70281)	EA	1					140	
04472 X2 0		(Components same as BATTERY BOX ASSEMBLY, Stock No. (70281) A123045, except where individual components are annotated)								
04473 X1		BATTERY BOX ASSEMBLY: crane A123045 (70281)	EA	1					140	
04474 X1		BOX, BATTERY A123044 (70281) (Used with BATTERY BOX ASSEMBLY, Stock No. (70281) A123045, only)	EA	1					140	10
04475 X1		BOX, BATTERY A123481 (70281) (Used with BATTERY BOX ASSEMBLY, Stock No. (70281) A123480, only)	EA	1					140	24
04476 X2 0		COVER ASSEMBLY: battery box A123485 (70281) (Used with BATTERY BOX ASSEMBLY, Stock No. (70281) A123480, only)	EA	1					140	25
04477 X2 0		WEATHESEAL (7 ft, 6 in. required) 1214V035 (70281)	FT						140	2
04478 1		COVER A123043 (70281) (Used with BATTERY BOX ASSEMBLY, Stock No. (70281) A123045, only)		EA	1					140
04479 X2 0		FILLER BLOCK 123493 (70281)	EA	8					140	28
04480 X2 0		HOLDDOWN: battery A123487 (70281)	EA	2					140	8
04481 X2 0		LATCH, COVER 1901D002 (70281) (Used with BATTERY BOX ASSEMBLY, Stock No. (70281) A123045, only)	EA	3		SEE	GRP	9901	140	17
04482 X2 0		LATCH, COVER 1901D002 (70281) (Used with BATTERY BOX ASSEMBLY, Stock No. (70281) A123480, only)	EA	2		SEE	GRP	9901	140	17

(1) SMR CODE	(2) FEDERAL STOCK NUMBER	(3) DESCRIPTION  REF NUMBER & MFR CODE	(4) USABLE ON CODE	(5) UNIT OF MEAS	(6) QTY INC IN UNIT	(6) 15-DAY ORGANIZATIONAL MAINTENANCE ALW				(7) ILLUS- TRATION	
						(a)	(b)	(c)	(d)	(a)	(b)
						1-5	6-20	21-50	51-100	FIG. NO.	ITEM NO.
0 04483	5310-298-9261	NUT, HEXACON: filler block mtg		EA	16	*	*	*	*	140	26
0 04484 X2	5310-010-3129	NUT, PLAIN, WING: holddown mtg		EA	4	*	*	*	*	140	6
0 04485 X2		PAD: battery cables 118113 (70281)		EA	2					140	11
0 04486		RETAINER		EA	2						140
0 04487	5305-984-7363	123586 (70281) SCREW, FLAT HEAD: filler block mtg		EA	16	*	*	*	*	140	29
0 04488	5305-984-6210	SCREW, MACHINE: latch mtg		EA	6	*		*	*	140	23
0 04489	5305-560-9647	SCREW, MACHINE: latch mtg (Used with BATTERY BOX ASSEMBLY, Stock No. (70281) A123480, only)		EA	4	*	*	*	*	140	23
0 04490 X2	5305-012-1742	SCREW, MACHINE: retainer mtg		EA	8	*	*	*	*	140	13
0 04491		SPACER ASSEMBLY A123477 (70281)		EA	2					140	9
0 04492	5310-80-6004	WASHER, FLAT		EA	4	*	*	*	*	140	7
0 04493 M	5310-219-8200	WASHER, LOCK: filler block mtg		EA	16	*	*	*	*	140	27
0 04494		CABLE ASSEMBLY: ground, carrier A128783 (70281) MANUFACTURE FROM:		EA	1					140	4
0 04495 X2	6145-705-6674	CABLE (5 ft, 5 in. required)		FT			SEE	GRP	9501		
0 04496 X2	5940-628-0499	CLAMP, NEGATIVE 1311V061 (70281)		EA	1						
0 04497 M	5940-754-5438	LUG 1311V055 (70281)		EA	1						
0 04498		CABLE ASSEMBLY: ground, crane A128785 (70281) MANUFACTURE FROM:		EA	1					140	4
0 04499 X2	6145-705-6674	CABLE (4 ft, 1 in. required)		FT			SEE	GRP	9501		
0 04500 X2		CLAMP, NEGATIVE 1311V062 (70281)		EA	1						
0 04501 M		LUG 1311V055 (70281)		EA	1						
0 04502		CABLE ASSEMBLY: positive, carrier A128784 (70281) MANUFACTURE FROM:	EA	1						140	3
0 04503 X2	6145-705-6674	CABLE (4 ft, 7 in. required)		FT			SEE	GRP	9501		
0 04504 X2	5940-507-5739	CLAMP, POSITIVE 1311V062 (70281)		EA	1						
0 04505 M		LUG 1311V055 (70281)		EA	1						
0 04506		CABLE ASSEMBLY: positive, crane A128786 (70281) MANUFACTURE FROM:		EA	1					140	3
0 04507 X2	6145-705-6674	CABLE (22 in. required)		FT			SEE	GRP	9501		
0 04508 X2		CLAMP, POSITIVE 1311V061 (70281)		EA	1						
0 04509		LUG 1311V055 (70281)		EA	1						

(1) SMR CODE	(2) FEDERAL STOCK NUMBER	(3) DESCRIPTION  REF NUMBER & MFR CODE	(4) UNIT OF MEAS  USABLE ON CODE	(5) QTY INC IN UNIT	(6) 15-DAY ORGANIZATIONAL MAINTENANCE ALW				(7) ILLUS- TRATION	
					(a)	(b)	(c)	(d)	(a)	(b)
					1-5	6-20	21-50	51-100	FIG. NO.	ITEM NO.
M 0 04510		CABLE, BATTERY: jumper, carrier and crane A128782 (70281)	EA	2					140	5
P 0 04511	6145-705-6674	MANUFACTURE FROM: CABLE (12 in. required for each CABLE)	FT			SEE	GRP	9501		
X2 0 04512		CLAMP, NEGATIVE 1311V061 (70281)	EA	2						
X2 0 04513		CLAMP, POSITIVE 1311V062 (70281)	EA	2						
0 04514	5310-732-0558	NUT, PLAIN, HEXAGON: battery box mtg, crane and carrier	EA	8	*	*	*	*	140	14
X2 0 04515	5310-010-2639	NUT, PLAIN, HEXAGON: battery support mtg, crane	EA	4					140	19
0 04516	5305-017-9841	SCREW, CAP, HEXAGON HEAD: battery box mtg, carrier	EA	4	*	*	*	*	140	22
X2 0 04517		SUPPORT, BATTERY BOX: lh crane A128789 (70281)	EA	1					140	18
X2 0 04518		SUPPORT, BATTERY BOX: rh crane A128788 (70281)	EA	1					140	16
0 04519	5310-528-3707	WASHER, FLAT: battery box support mtg, crane	EA	4	*	*	*	*	140	21
0 04520	5310-261-7340	WASHER, LOCK: battery box mtg, crane and carrier	EA	8	*	*	*	*	140	15
0 04521	5310-010-3325	WASHER, LOCK: battery box support mtg, crane	EA	4	*	*	*	*	140	20
04522		GROUP 18 - BODY, CAB, HOOD, AND HULL 1801 - BODY, CAB, HOOD ASSEMBLIES								
04523		CAB ASSEMBLY, TOP: carrier A123179 (70281)	EA	1						
X2 0 04524		STRIP, GLASS SETTING (9 ft, 3 in. required) 1205V003 (70281)	FT						122	2
X1 04525		TOP CAB (WELDMENT) A123180 (70281)	EA	1						
X2 0 04526		COVER, SCREEN: carrier 123178 (70281)	EA	3						
X2 0 04527		DOOR ASSEMBLY: carrier A123171 (70281)	EA	1						
X2 0 04528		HANDLE: inside 2502S106 (70281)	EA	1					126	23
04529		HANDLE: outside 2502S070 (70281)	EA	1					126	6
X2 0 04530		INNER PANEL ASSEMBLY A123172 (70281)	EA	1					126	
X2 0 04531		ANTI-RATTLE 2532V008 (70281)	EA	1						
X2 0 04532		CHANNEL, WINDOW 2531V042 (70281)	EA	1					126	2
04533		ESCUTCHEON 35-20 (70281)	EA	1					126	18
X2 0 04534		GLASS ASSEMBLY A122913 (70281)	EA	1					126	
X2 0 04535		EVERSEAL (28 1/2 in. required) 1216V008 (70281)	FT						126	11
04536	9340-736-8529	GLASS	EA	1	*	*	*	*		126
3 04537		LIFT, WINDOW	EA	1						126
X2 0 12 04538		122913 (70281)								

(1) SMR CODE	(2) FEDERAL STOCK NUMBER	(3) DESCRIPTION  REF NUMBER & MFR CODE	(4) UNIT OF MEAS  USABLE ON CODE	(5) QTY INC IN UNIT	(6) 15-DAY ORGANIZATIONAL MAINTENANCE ALW				(7) ILLUS- TRATION	
					(a)	(b)	(c)	(d)	(a)	(b)
					1-5	6-20	21-50	51-100	FIG. NO.	ITEM NO.
X2 0		HANDLE, REGULATOR IA287H (84790)	EA	1					126	20
04539		INNER PANEL A123173 (70281)	EA	1					126	1
X2 0		LOCK 2504S006 (70281)	EA	1					126	10
X2 0		REGULATOR, WINDOW	EA	1						126
04541										
X2 0		2501S008 (70281)	EA	1	*	*	*	*		
13	5305-984-6212	SCREW, MACHINE	EA	1						
04542										
0	5305-337-3256	SCREW, MACHINE	EA	4	*	*	*	*		
04543										
0	5305-290-2281	SCREW, MACHINE	EA	1	*	*	*	*		
04544										
0	5305-282-1037	SCREW, TAPPING, THREAD FORMING	EA	12	*	*	*	*		
04545										
0		SPRING 0801S096 (70281)	EA	1					126	19
04546										
X2 0		ROLLER 2701V001 (70281)	EA	1						
04547		SCREW, MACHINE	EA	2	*	*	*	*	126	5
X2 0	5305-984-6212									
04548										
0	5305-984-1208	SCREW, MACHINE	EA	20	*	*	*	*	126	15
04549										
0	5305-276-2214	SCREW, MACHINE: handle mtg	EA	2	*	*	*	*	126	7
04550										
0	5305-071-1322	SCREW, MACHINE: inside handle mtg	EA	1	*	*	*	*	126	22
04551										
0		STRIP, SILICONE SPONGE (14 ft, 7 in. required) 1214V035 (70281)	FT						126	4
04552										
X2 0		STUD 0169009 (70281)	EA	1						
04553		GASKET, VENT 123177 (70281)	EA	3						
X2 0		HOOD: carrier	EA	1						125
3										
04556		A123183 (70281)								
X2 0		HOUSING, ENGINE: carrier	EA	1						
04557		A123181 (70281)								
X2 0		PANEL AND GRILL: carrier	EA	1					128	7
04558		A123186 (70281)								
X2 0		PANEL ASSEMBLY, ACCESS: carrier	EA	1					92	8
04559		A123174 (70281)								
X1		PANEL 122915 (70281)	EA	1						
04560		RETAINER 83-34-101-17 (94222)	EA	2						
X2 0		SPRING 14-18-150-23 (94222)	EA	2						
04561		STUD 5-0-340 (94222)	EA	2						
X2 0		WASHER	EA	2						
04562	5330-777-6032									
X2 0		PANEL, FILLER: carrier 123185 (70281)	EA	1					125	8
04564										
X2 0		PANEL, SIDE: carrier A123184 (70281)	EA	1					125	12
04565										
x2 0		PANEL, SIDE, RIGHT HAND: carrier A123187 (70281)	EA	1					128	18
04566										
X2 0										
04567										

(1) SMR CODE	(2) FEDERAL STOCK NUMBER	(3) DESCRIPTION  REF NUMBER & MFR CODE	(4) UNIT OF MEAS  USABLE ON CODE	(5) QTY INC IN UNIT	(6) 15-DAY ORGANIZATIONAL MAINTENANCE ALW				(7) ILLUS- TRATION	
					(a)	(b)	(c)	(d)	(a)	(b)
					1-5	6-20	21-50	51-100	FIG. NO.	ITEM NO.
X2 0		SHIELD, HEADLIGHT: carrier A123188 (70281)	EA	1					128	22
04568		SHROUD, REAR: carrier A123182 (70281)	EA	1					125	1
X2 0		STRIP, FILLER: carrier (9 ft, 7 in. required) 1203V002 (70281)	FT						122	4
04570		STRIP, FILLER: carrier (5 ft, 10 in. required) 1203V002 (70281)	FT						122	6
X2 0		STRIP, GLASS SETTING: carrier (5 ft, 10 in. required) 1205V003 (70281)	FT						122	5
04571										
04572		1806 - CARPETS								
04573		FLOORMAT, CAB 123519 (70281)	EA	1					152	2
X2 0		FLOORMAT, PEDAL: carrier 123528 (70281)	EA	1					152	1
04574										
X2 0		GROUP 22 - BODY CHASSIS OR HULL, AND ACCESSORY ITEMS 2202 - ACCESSORY ITEMS								
04575										
04576										
04577		ANGLE ASSEMBLY: carrier A123048 (70281)	EA	1					146	10
X2 0		SEAL (7 5/16 in. required) 124R017 (70281)	FT						146	9
04578										
X2 0		ASBESTOS COVERING: carrier (3 ft required) 1802V006 (70281)	EA	2					146	7
04579		ASBESTOS COVERING: carrier (3 ft, 3 in. required) 1802V006 (70281)	EA	1					145	13
X2 0		ASBESTOS COVERING: crane (35 in. required) 1802V006 (70281)	FT						148	28
04581		ASBESTOS COVERING: crane (7 ft, 1 in. required) 1802V006 (70281)	FT						147	5
X2 0		ASBESTOS COVERING: crane (4 ft, 2 in. required) 1802V006 (70281)	FT						147	5
04582										
04583										
X2 0	5306-225-8497	BOLT, MACHINE: bracket mtg, carrier	EA	2	*	*	*	*	143	12
04584										
04585	5306-225-8497	BOLT, MACHINE: bracket mtg, crane	EA	3	*	*	*	*	147	8
04586										
04587	5306-208-1523	BOLT, MACHINE: control box and bracket assembly mtg, crane	EA	2	*	*	*	*	*	149
2										
04588	5306-225-8497	BOLT, MACHINE: crane	EA	4	*	*	*	*	147	8
04589										
04590	5306-225-8502	BOLT, MACHINE: crane	EA	4	*	*	*	*	147	24
04591										
04592	5306-225-8497	BOLT, MACHINE: crane	EA	2	*	*	*	*	149	15
04593										
04594	5306-225-8497	BOLT, MACHINE: defroster adapter assembly mtg, carrier	EA	4	*	*	*	*	145	6
04595										
04596	5306-225-8499	BOLT, MACHINE: defroster adapter door mtg, crane	EA	3	*	*	*	*	148	10
04597										
X2 0	5306-021-5368	BOLT, MACHINE: defroster adapter mtg, crane	EA	2					148	30
04598										
04599	5306-225-8497	BOLT, MACHINE: defroster adapter mtg, crane	EA	2	*	*	*	*	148	29
04600										
04601	5306-225-8497	BOLT, MACHINE: defroster mtg, crane	EA	3	*	*	*	*	148	10
04602										
04603	5306-225-8497	BOLT, MACHINE: defroster mtg, crane	EA	3	*	*	*	*	147	8
04604										
04605	5306-225-8497	BOLT, MACHINE: defroster mtg, crane	EA	3	*	*	*	*	148	29
04606										
04607	5306-225-8497	BOLT, MACHINE: defroster, rear and side mtg, carrier	EA	4	*	*	*	*	145	6
04608										

(1) SMR CODE	(2) FEDERAL STOCK NUMBER	(3) DESCRIPTION  REF NUMBER & MFR CODE	(4) UNIT OF MEAS  USABLE ON CODE	(5) QTY INC IN UNIT	(6) 15-DAY ORGANIZATIONAL MAINTENANCE ALW				(7) ILLUS- TRATION	
					(a)	(b)	(c)	(d)	(a)	(b)
					1-5	6-20	21-50	51-100	FIG. NO.	ITEM NO.
0 04599	5306-141-2839	BOLT, MACHINE: duct and heat exchanger assembly mtg, crane	EA	8	*	*	*	*	147	22
0 04600	5306-225-8499	BOLT, MACHINE: exhaust bracket mtg, crane	EA	2	*	*	*	*	142	6
0 04601	5306-208-1523	BOLT, MACHINE: heat exchanger and foot warmer mtg, crane	EA	3	*	*	*	*	148	23
X2 0 04602		BRACKET: carrier 123581 (70281)	EA	1					143	11
X2 0 04603		BRACKET: control valve mtg, crane weldment 481970 (02280)	EA	1						
X2 0 04604		BRACKET: crane A123072 (70281)	EA	1					147	9
X2 0 04605		BRACKET, LEFT HAND: duct and heat exchanger mtg, crane 123070 (70281)	EA	1					147	23
X2 0 04606		BRACKET, RIGHT HAND: duct and heat exchanger mtg, crane 123070 (70281)	EA	1					147	23
X2 0 04607		BRACKET, EXHAUST: crane, fresh air heater A123557 (70281)	EA	1					142	7
X2 0 04608		BRACKET: wiper motor mtg, crane weldment 48169 (02280)	EA	1						
X2 0 04609		CLAMP: control cable mtg, carrier TC666 (88907)	EA	8		SEE	GRP	9901	149	22
X2 0 04610		CLAMP: control cable mtg, crane 1913V005 (70281)	EA	5						
X2 0 04611		CLAMP: control cable mtg, crane HTC148 (88907)	EA	3		SEE	GRP	9901	149	17
X2 0 04612		CLAMP: control cable mtg., crane TC666 (88907)	EA	6		SEE	GRP	9901	149	22
X2 0 04613		CLAMP, HOSE: control cable mtg, carrier QS100M48S (08484)	EA	2					149	20
X2 0 04614		CLAMP, HOSE: control cable mtg, carrier QS100M20S (08484)	EA	1		SEE	GRP	9901	149	19
X2 0 04615		CLAMP, HOSE: control cable mtg, carrier QS100M20S (08484)	EA	1		SEE	GRP	9901	149	24
X2 0 04616		CLAMP, HOSE: control cable mtg, crane QS100M20S (08484)	EA	8		SEE	GRP	9901	149	24
X2 0 04617		CLAMP, HOSE: control cable mtg, crane QS100M20S (08484)	EA	2		SEE	GRP	9901	149	19
X2 0 04618		CLAMP, HOSE: crane 1912V009 (70281)	EA	1					147	10
X2 0 04619		CLAMP, HOSE: crane 1912V012 (70281)	EA	1					147	7
X2 0 04620		CLAMP, U-BOLT: carrier 0168D030 (70281)	EA	4					146	24
X2 0 04621		CLAMP, U-BOLT: carrier 0168D024 (70281)	EA	6					145	17
X2 0 04622		CLAMP, U-BOLT: crane 0168D030 (70281)	EA	2					148	18
X2 0 04623		CLAMP, U-BOLT: crane 0168D024 (70281)	EA	5					148	5
X2 0 04624		CLAMP, U-BOLT: crane 0168D024 (70281)	EA	1					142	5
X2 0 04625		CLAMP, U-BOLT: tube attaching, carrier 6623 (39766)	EA	1					143	5

(1) SMR CODE	(2) FEDERAL STOCK NUMBER	(3) DESCRIPTION  REF NUMBER & MFR CODE	(4) UNIT OF MEAS  USABLE ON CODE	(5) QTY INC IN UNIT	(6) 15-DAY ORGANIZATIONAL MAINTENANCE ALW				(7) ILLUS- TRATION		
					(a)	(b)	(c)	(d)	(a)	(b)	
					1-5	6-20	21-50	51-100	FIG. NO.	ITEM NO.	
X2 0 .04626	5306-022-8002	CLIP, HOSE: crane 1913S004 (70281)	EA	1					148	26	
X2 0 04627		CONTROL BOX AND BRACKET ASSEMBLY: carrier A123402 (70281)	EA	1							
04628 X2 0 04629		BOLT, MACHINE: control box mtg	EA	8	*	*	*	*			
		BRACKET: control box mtg 123025 (70281 ) (Used with CONTROL BOX and BRACKET ASSEMBLY, Stock No. (70281) A123025, only)	EA	1					149	1	
X2 0 04630		BRACKET: control box mtg, carrier 123402 (70281) (Used with CONTROL BOX AND BRACKET ASSEMBLY, Stock No. (70281) A123402, only)	EA	1					149	7	
X2 0 04631		CONTROL BOX: carrier engine heater A128755 (70281) (Used with COANTROL BOX and BRACKET ASSEMBLY, Stock No. 70281) 123402, only)	EA	1		SEE	GRP	2207			
X2 0 04632		CONTROL BOX , ENGINE HEATER A128779 (70281) (Used with CONTROL BOX and BRACKET ASSEMBLY, Stock No. (70281) A123025, only)	EA	1		SEE	GRP	2207			
X2 0 04633		CONTROL BOX: personnel heater A128754 (70281) (Used with CONTROL BOX and BRACKET ASSEMBLY, Stock No. (70281) A123402, only)	EA	1							
X2 0 04634		DISTRIBUTION BOX: personnel heaters C51230G2 (46522)	EA	2		SEE	GRP	9901	150		
X1 1 04635		5925-811-2973	BOX, CONTROL B3777-1 (46522)	EA	2						150
X2 0 4 04636	BRACKET, receptacle assembly mtg		EA	2						150	
P 0 04637	B13780-1 (46522) CIRCUIT BREAKER MS24506-20 (96906)		EA	2		SEE	GRP	9901	150	18	
X2 0 19 04638	CLIP		EA	4						150	
X2 0 04639	C6052-832X27 (78533) GROMMET, RUBBER A440-3481 (46522)		EA	2		SEE	GRP	9901	150	14	
P 0 3 04640	LAMP, 24 VOLT		EA	2		SEE	GRP	9901	150	150	
04641 X2 0 04642	6240-155-714		A2106G2 (46522) NUT, PLAIN, HEXAGON: brass, receptacle assembly mtg	EA	8	*	*	*	*	150	6
X2 0 04643			PANEL, CONTROL BOX B13782G1-2 (46522)	EA	2					150	10
X2 0 04644			PLATE, INSTRUCTION B50448G1 (46522)	EA	2						
X2 0 04645			RECEPTACLE B51233G1 (46522)	EA	2						150
X2 0 04646		CONNECTOR, RECEPTACLE, ELECTRICAL: four contacts	EA	2						150	
3 04645 X2 0 04546		5310-011-4776	A50948G1 (46522) LIGHT, INDICATOR A729-13184 (46522)	EA	2					150	12
X2 0 04547			TERMINAL A18943G1 (46522)	EA	10						
04548 0 04549			SCREW, MACHINE: bracket mtg	EA	4	*	*	*	*	150	11
			SCREW, MACHINE: circuit breaker mtg	EA	*	*	*	*	150	16	

(1) SMR CODE	(2) FEDERAL STOCK NUMBER	(3) DESCRIPTION  REF NUMBER & MFR CODE	(4) UNIT OF MEAS  USABLE ON CODE	(5) QTY INC IN UNIT	(6) 15-DAY ORGANIZATIONAL MAINTENANCE ALW				(7) ILLUS- TRATION	
					(a)	(b)	(c)	(d)	(a)	(b)
					1-5	6-20	21-50	51-100	FIG. NO.	ITEM NO.
0 04650	5305-582-8491	SCREW, MACHINE: control box mtg	EA	4	*	*	*	*	150	11
0 04651 P	5305-290-3004	SCREW, MACHINE: receptacle assembly mtg	EA	8	*	*	*	*	150	2
0 04652	5930-825-8161	SWITCH, TOGGLE A766-13784 (46522)	EA	2		SEE	GRP	9901	150	17
0 04653 X2	5310-187-7071	WASHER, LOCK: receptacle assembly mtg ET	EA	16	*	*	*	*	150	5
0 04654 X2		WIRE ASSEMBLY B5007402 (46522)	EA	2					150	7
0 04655 X2		TERMINAL A18943G1 (46522)	EA	4						
0 04656		WIRE ASSEMBLY B5055408 (46522) (Replaced by LEAD, WIRE, Stock No. (70281) A128774, CARRIER and Stock No. (70281) A128775, CRANE)	EA	2					150	9
0 04657 X2		WIRE ASSEMBLY: control switch to circuit breaker B50074G3 (46522)	EA	2					150	9
0 04658 X2		TERMINAL, LUG A18943G1 (46522)	EA	4						
0 04659 M		WIRE, JUMPER: control switch A50840G1 (46522)	EA	2					150	8
0 04660		LEAD, WIRE: personnel heater A128774 (70281)	EA	1					150	15
0 04661 P	5940-204-9142	MANUFACTURE FROM: TERMINAL, RING NUMBER 10 7-35109 (00779)	EA	2						
0 04662 P	5975-284-7337	TUBE, FLEXIBLE, NONMETALLIC, ELECTRICAL (20 in required)	EA	FT			SEE	GRP	9501	
0 04663 X2	6145-192-3279	WIRE, ELECTRICAL (22 in. required)	EA	FT		SEE	GRP	9501		
0 04664		CONTROL BOX, PERSONNEL HEATER A128753 (70281) (Used with CONTROL BOX and BRACKET ASSEMBLY, Stock No. 70281) A123025, only)	EA	1					149	9
0 04665 M		LEAD, WIRE A128775 (70281)	EA	1					150	15
0 04666 X2	5940-617-2896	MANUFACTURE FROM: TERMINAL, RING, NUMBER 10 7-31903 (00779)	EA	2						
0 04667 P	5975-284-7337	TUBE, FLEXIBLE, NONMETALLIC, ELECTRICAL (8 in. required)	EA	FT			SEE	GRP	9501	
0 04668 X2	6145-192-3279	WIRE, ELECTRICAL (10 in. required)	EA	FT		SEE	GRP	9501		
0 04669		TERMINAL BLOCK ASSEMBLY A123027 (70281)	EA	2					149	
0 04670	5310-167-1366	NUT, PLAIN, HEXAGON: terminal block assembly mtg	EA	4	*	*	*	*	149	10
0 04671 X1	5305-984-6197	SCREW, MACHINE: terminal block assembly mtg	EA	4	*	*	*	*	149	13
0 04672		TERMINAL BLOCK 1319V007 (70281)	EA	2					149	12
0 04673 X2	5310-017-8364	WASHER, LOCK: terminal block assembly mtg	EA	4	*	*	*	*	149	11
0 04674		WIRE, JUMPER A123026 (70281)	EA	4						
0 04675 X2	5310-017-3124	WASHER, LOCK: control box mtg	EA	16	*	*	*	*	149	6
0 04676		CONTRCL BOX AND BRACKET ASSMBLY: crane A123025 (70281) (Components same as CONTROL BOX and BRACKET ASSEMBLY, Stock No. (70281) A123402, except where annotated)	EA	1					149	



(1) SMR CODE	(2) FEDERAL STOCK NUMBER	(3) DESCRIPTION  REF NUMBER & MFR CODE	(4) UNIT OF MEAS  USABLE ON CODE	(5) QTY INC IN UNIT	(6) 15-DAY ORGANIZATIONAL MAINTENANCE ALW				(7) ILLUS- TRATION	
					(a)	(b)	(c)	(d)	(a)	(b)
					1-5	6-20	21-50	51-100	FIG. NO.	ITEM NO.
X2 0 04677		CONTROL CABLE: personnel heater, carrier A123599 (70281)	EA	1						
X2 0 04678		CONTROL CABLE: personnel heater to control box crane A128749 (70281)	EA	1						
X2 0 04679		DEFLECTOR: exhaust tube, carrier A123585 (70281)	EA	1					143	8
X2 0 04680		DEFROSTER ADAPTER, DOOR: carrier cab A123056 (70281)	EA	1					145	
0 04681	5306-225-8497	BOLT, MACHINE: junction box attaching	EA	4	*	*	*	*	145	6
X2 0 8		BRACKET		EA	1					145
04682 X1		A123058 (70281) JUNCTION BOX ASSEMBLY	EA	1					145	7
04683 0	5305-879-7941	A123057 (70281) SCREW, TAPPING, THREAD FORMING: shield mtg	EA	6	*	*	*	*	145	3
04684 X2 0		SHIELD, FRONT 123060 (70281)	EA	1					145	4
04685 X2 0		SHIELD, SIDE 123061 (70281)	EA	1					145	4
04686 X2 0		SHEILD, TOP 123062 (70281)	EA	1					145	4
04687 0	5310-595-6509	WASHER, FLAT: shield mtg	EA	18	*	*	*	*	145	5
04688 0	5310-543-629	NUT, PLAIN, HEXAGON: junction box mtg	EA	4	*	*	*	*	145	10
04689 0	5310-838-6056	WASHER, FLAT: junction box mtg	EA	4	*	*	*	*	145	9
04690 0	5310-010-3320	WASHER, LOCK: junction box mtg	EA	4	*	*	*	*	145	11
04691 X2 0		DEFROSTER ADAPTER: operators door, crane A123078 (70281)	EA	1					148	15
04692 X2 0		DEFROSTER ADAPTER: panel crane A123077 (70281)	EA	1					148	16
04693 X2 0		DEFROSTER ASSEMBLY, DOOR: carrier cab A123054 (70281)	EA	1					145	
04694 X1		DEFROSTER A128746 (70281)	EA	1					145	1
04695 0	5305-879-7941	SCREW, TAPPING, THREAD FORMING: shield attaching	EA	3	*	*	*	*	145	3
04696 X2 0		SHEILD		EA	1					145
2 04697 0	5310-595-6509	123055 (70281) WASHE, FLAT: shield attaching	EA	9	*	*	*	*	145	5
04698 X2 0		DEFROSTER ASSEMBLY FRONT: carrier cab A123504 (70281)	EA	1					146	2
04699 X2 0		DEFROSTER ASSEMBLY, REAR: carrier cab A123059 (70281)	EA	1					145	
04700 X1		DEFROSTER A128744 (70281)	EA	1					145	15
04701 0	5305-879-7941	SCREW, TAPPING, THREAD FORMING: shield attaching	EA	3	*	*	*	*	145	3
04702 X2 0		SHIELD		EA	1					145
16 04703 0	5310-595-6509	123051 (70281) WASER, FLAT: shield attaching	EA	9	*	*	*	*	145	5
04704 X2 0		DEFROSTER ASSEMBLY, SIDE: carrier cab A123052 (70281)	EA	1					146	
04705 X1		DEFROSTER 128745 (70281)	EA	1					146	6
04706										

(1) SMR CODE	(2) FEDERAL STOCK NUMBER	(3) DESCRIPTION  REF NUMBER & MFR CODE	(4) UNIT OF MEAS  USABLE ON CODE	(5) QTY INC IN UNIT	(6) 15-DAY ORGANIZATIONAL MAINTENANCE ALW				(7) ILLUS- TRATION	
					(a) 1-5	(b) 6-20	(c) 21-50	(d) 51-100	(a) FIG. NO.	(b) ITEM NO.
0 04707 X2 0 5 04708	5305-879-7941	SCREW, TAPPING, THREAD FORMING: shield attaching	EA	3	*	*	*	*	146	3
04710 X1 04711		SHIELD		EA	1					146
04712 X2 0 8 04713	5310-595-6509	123053 (70281) WASHING, FLAT: shield attached	EA	9	*	*	*	*	146	28
04714 X2 0 04715 X2 0 04716 17		DEFROSTER, DOOR: operator crane	EA	1					148	
		A123076 (70281) DEFROSTER	EA	1					148	13
		A128743 (70281) SCREW, TAPPING, THREAD FORMING: shield mtg	EA	3	*	*	*	*	148	7
04717 X2 0 04718 X2 0 04719 X1 22 04720 X1 27 04721 X1 04722 X2 0 04723 0 04724 0 04725 X2 0 04726 0	5305-879-7941	SHIELD		EA	1					148
	5310-616-3021	123081 (70281) WASHER, FLAT: shield mtg	EA	9	*	*	*	*	148	9
		DEFROSTER ASSEMBLY: top window, crane cab	EA	1					147	14
		A123073 (70281 ) DEFROSTER: front bottom window and left side window. crane		EA	1					148
		A123074 (70281) DEFORSTER: right side window, crane	EA	1					147	18
		A123075 (70281) DUCT, AIR: crane fresh air heater, crane	EA	1					144	2
		A123083 (70281) DUCT AND BAFFLE ASSEMBLY: carrier	EA	1					146	
		A128765 (70281) BAFFLE		EA	1					146
		A128764 (70281) DUCT		EA	1					146
		A128795 (70281) DUCT, WELDMENT	EA	1						
		A128763 (70281) INSULATOR	EA	1					146	4
		128794 (70281) SCREW, MACHINE; duct to baffle attaching	EA	3	*	*	*	*	146	23
	5305-560-9647		EA	2	*	*	*	*	146	3
	5305-8798-7941	SCREW, MACHINE METAL: insulator mtg	EA	2	*	*	*	*	146	
		DUCT AND HEAT EXCHANGER ASSEMBLY: carrier	EA	1					146	
		A123046 (70281) BOLT,MACHINE: lever attaching	EA	1	*	*	*	*	146	12
	5306-225-8505		EA	1					146	17
		DUCT, WELDMENT	EA	1					146	14
		A123883 (70281) LEVER ASSEMBLY	EA	1					146	
		A128884 (70281) NUT, PLAIN, HEXAGON: lever attaching	EA	1	*	*	*	*	146	19
	5310-543-2629		EA	2	*	*	*	*	146	13
	5310-010-3323	PIN, COTTER		EA	1		SEE	GRP	9901	146
		0801S024 (70281) SPRING		EA	1		SEE	GRP	9901	146
		0801S091 (70281) WASHER, CUP	EA	2		SEE	GRP	9901	146	18
		0301D010 (70281) WASHER, FLAT	EA	1	*	*	*	*	146	16
04734 0 04735	5310-147-2065									

(1) SMR CODE	(2) FEDERAL STOCK NUMBER	(3) DESCRIPTION  REF NUMBER & MFR CODE	(4) UNIT OF MEAS  USABLE ON CODE	(5) QTY INC IN UNIT	(6) 15-DAY ORGANIZATIONAL MAINTENANCE ALW				(7) ILLUS- TRATION	
					(a)	(b)	(c)	(d)	(a)	(b)
					1-5	6-20	21-50	51-100	FIG. NO.	ITEM NO.
0	5310-838-6056	WASHER, FLAT: lever attaching	EA	2	*	*	*	*	146	11
04736 X2 0		DUCT AND HEAT EXCHANGER ASSEMBLY: crane A123049 (70281)	EA	1					147	
04737 X1		DUCT AND HEAT EXCHANGER A123069 (70281)	EA	1					147	1
04738 0	5315-842-3044	PIN, COTTER	EA	2	*	*	*	*	147	2
04739 X2 0 4		SPRING 0801D047 (70281)	EA	2						147
04740 0	5310-167-0820	WASHER, FLAT	EA	4	*	*	*	*	147	3
04741 0	4730-810-9803	ELBOW, PIPE TO TUBE: crane	EA	1	*	*	*	*		
04742 0	4730-277-8263	ELBOW, PIPE TO TUBE: crane	EA	1	*	*	*	*	141	6
04743 X2 0		ELBOW, PIPE TO TUBE: crane 49X4 (04225)	EA	1					141	16
04744 X2 0		FRAME ASSEMBLY: carrier A123047 (70281)	EA	1					146	8
04745 X2 0		SEAL (31 3/8 in. required.) 1214R017 (70281)	FT						146	9
04746 X2 0		GROMMET: carrier 1224R033 (70281)	EA	2		SEE	GRP	9901	149	23
04747 X2 0	5325-291-7705	GROMMET: crane	EA	1					141	11
04748 X2 0		HEATER AND BOX ASSEMBLY: carrier A123566 (70281)	EA	1					143	
04749 X2 0		BAR: heater mtg A123569 (70281)	EA	2					143	4
04750 0	5306-299-2364	(Used on HEATER and BOX, Stock No. (70281) A123566, only) BOLT, MACHINE: door mtg	EA	6	*	*	*	*	144	17
04751 X2 0		(Used on HEATER and BOX ASSEMBLY, Stock No. (70281) A123490, only) BOX (WELDMENT)	EA	1					143	18
04752 X1		A128777 (70281) (Used on HEATER and BOX ASSEMBLY, Stock No. (70281) A123566 only) BOX (WELDMENT)	EA	1					144	6
04753 X2 0		A123491 (70281) (Used on HEATER and BOX ASSEMBLY, Stock No. (70281) A123490, only) BRACKET, MOUNTING STRAP	EA	2					142	14
04754 X2 0		A123495 (70281) (Used on HEATER and BOX ASSEMBLY, Stock No. (70281) A123490, only) CLAMP ASSEMBLY: heater mtg	EA	4					142	1
04755 X2 0		A5172101 (46522) CLAMP: hose attaching	EA	4					142	3
04756 X2 0		5924 (81646) COVER ASSEMBLY	EA	1					143	
04757 X1		A123568 (70281) (Used on HEATER and BOX ASSEMBLY, Stock No. (70281) A123566, only) COVER (WELDMENT)	EA	1					143	1
04758 X2 0		A128778 (70281) LATCH, COVER	EA	2		SEE	GRP	9901	143	2
04759 0	5310-176-8137	1901D002 (70281) NUT, PLAIN, HEXAGON: latch mtg	EA	4	*	*	*	*	143	20
04760										

(1) SMR CODE	(2) FEDERAL STOCK NUMBER	(3) DESCRIPTION  REF NUMBER & MFR CODE	(4) UNIT OF MEAS  USABLE ON CODE	(5) QTY INC IN UNIT	(6) 15-DAY ORGANIZATIONAL MAINTENANCE ALW				(7) ILLUS- TRATION	
					(a) 1-5	(b) 6-20	(c) 21-50	(d) 51-100	(a) FIG. NO.	(b) ITEM NO.
0	5305-560-9647	SCREW, MACHINE: latch mtg	EA	4	*	*	*	*	143	3
04761 X1		DOOR (WELDMENT) A123492 (70281) (Used on HEATER and BOX ASSEMBLY, Stock No. (70281)	EA	1					144	15
04762		A123490, only) FUNNEL								
X2 0 19				EA	2					142
04763 X2 0 04764		3051S002 (70281) GROMMET 1224R033 (70485) (Used on HEATER and BOX ASSEMBLY, Stock No. (70281)	EA	1					144	14
X2 0 04765		A123490, only) GROMMET, RUBBER 2281 (70485)	EA	2		SEE	GRP	9901	143	19
X2 0 04766		HEATER ASSEMBLY: fresh air E50707G3 (46522)	EA	2					142	2
X2 0 04767		BASE ASSEMBLY: heater mtg D51260C1-2 (46522)	EA	2					162	20
X2 0 04768		CONTROL ASSEMBLY, HEATER 24 VOLT D50869G3 (46522)	EA	2		SEE	GRP	9901	151	
X1 04769		BASE ASSEMBLY: control head C50822G2-2 (46522)	EA	2					151	10
X2 0 04770		BASE ASSEMBLY, RELAY MOUNTING D50816G1 (46522)	EA	2					151	
X1 04771		BASE, RELAY MOUNTING B50866G1-2 (46522)	EA	2					151	30
X2 0 04772		GROMMET, RUBBER B50035G3 (46522)	EA	4		SEE	GRP	9901	151	11
0 04773	5310-013-4530	NUT, PLAIN, HEXAGON: socket mtg	EA	4	*	*	*	*	151	33
0 04774	5310-013-4530	NUT, PLAIN, HEXAGON: terminal block mtg	EA	4	*	*	*	*	151	33
0 04775	5305-206-8302	SCREW, MACHINE: base mtg	EA	4	*	*	*	*	151	2
0 04776	5305-984-4989	SCREW, MACHINE: socket mtg	EA	4	*	*	*	*	151	28
0 04777	5305-984-4989	SCREW, MACHINE: terminal block mtg	EA	4	*	*	*	*	151	28
0 04778	5305-855-0969	SCREW, TAPPING, THREAD CUTTING: socket mtg	EA	8	*	*	*	*	151	22
X2 0 41		SOCKET, RELAY		EA	2					151
04779 X2 0 04780		A50290G2 (46522) SOCKET, SHIELD TYPE: relay mtg A5023001 (46522)	EA	4					151	5
X2 0 27		SPACE, SLEEVE		EA	4					151
04781 X2 0 04782		A50550G1 (46522) TERMINAL BOARD A50238G1 (46522)	EA	2					151	31
0 04783	5310-017-8349	WASHER, LOCK: socket mtg	EA	4	*	*	*	*	151	32
X2 0 04784		CAP, COIL A5203201-1 (46522)	EA	2					151	6
X2 0 04785		CLAMP, HOSE A50210G1 (46522)	EA	2					151	18
P 0 04786	4520-854-3589	COIL, IGNITER B53170G2 (46522)	EA	2		SEE	GRP	9901	151	40
X2 0 04787		ELBOW, PIPE A363-1522 (46522)	EA	2					151	37

(1) SMR CODE	(2) FEDERAL STOCK NUMBER	(3) DESCRIPTION  REF NUMBER & MFR CODE	(4) UNIT OF MEAS  USABLE ON CODE	(5) QTY INC IN UNIT	(6) 15-DAY ORGANIZATIONAL MAINTENANCE ALW				(7) ILLUS- TRATION	
					(a)	(b)	(c)	(d)	(a)	(b)
					1-5	6-20	21-50	51-100	FIG. NO.	ITEM NO.
X2 0 04788		GROMMET, RUBBER B50035G3 (46522)	EA	2		SEE	GRP	9901	151	11
04789	5310-808-9719	NUT, PLAIN, CAP: resistor mtg	EA	2	*	*	*	*	151	43
04790	5310-012-0614	NUT, PLAIN, HEXAGON	EA	4	*	*	*	*		
X2 0 04791		RECEPTACLE ASSEMBLY B5093901 (46522)	EA	2					151	21
04792	5305-855-0969	SCREW, TAPPING, THREAD CUTTING: receptacle mtg	EA	8	*	*	*	*	151	22
P 0 04793	2920-706-7499	RELAY, AMATURE B50232G15 (46522)	EA	2		SEE	GRP	9901	151	29
P 0 04794	5945-677-1967	RELAY: time preheat and non-fire, 24v B50234G3 (46522)	EA	4		SEE	GRP	9901	151	4
P 0 04795	5905-779-6005	RESISTOR, VARIABLE A50920CG1 (46522)	EA	2		SEE	GRP	9901	151	42
04796	5305-989-7434	SCREW, MACHINE	EA	2	*	*	*	*		
04797	5305-582-8491	SCREW, MACHINE: valve mtg	EA	4	*	*	*	*	151	19
04798	5305-016-9464	SCREW, TAPPING, THREAD FORMING: cap mtg	EA	1	*	*	*	*	151	24
X2 0 04799		SHIELD, RELAY A50244G1 (46522)	EA	4					151	3
X2 0 04800		TEE, ADAPTER	EA	2					151	36
X2 0 04801		VALVE ASSEMBLY, REGULATOR C50956G3 (46522)	EA	2					151	39
04802	5310-017-8349	WASHER, LOCK: cap mtg	EA	1	*	*	*	*	151	25
X2 0 04803		WIRE ASSEMBLY B50553C6-2 (46522)	EA	2						
X2 0 04804		COVER, CONTROL HEAD B50060G1-2 (46522)	EA	2					151	1
P 0 04805	3805-872-9709	GASKET: spark plug A50219G1 (46522)	EA	2		SEE	GRP	9901	151	16
X2 0 04806		GROMMET B1170801 (46522)	EA	2					151	20
X2 0 04807		NOZZLE ASSEMBLY A18167G2 (46522)	EA	2					151	35
X2 0 04808		NUT, TUBE COUPLING: brass A5006401 (46522)	EA	2					151	8
X2 0 04809		PLUG, PIPE A14140 (46522)	EA	2					151	34
X2 0 04810		RETAINER, SWITCH A16494G1-2 (46522)	EA	2					151	14
04811	5305-042-0461	SCREW, ASSEMBLED WASHER: retainer mtg	EA	4	*	*	*	*	151	13
04812	5305-206-8302	SCREW, MACHINE: base mtg	EA	8					162	19
04813	5305-206-8302	SCREW, MACHINE: control head mtg	EA	4	*	*	*	*	151	2
04814	5305-206-8302	SCREW, MACHINE: cover mtg	EA	4	*	*	*	*	151	2
X2 0 04815		SLEEVE, COMPRESSION A50065G1 (46522)	EA	2					151	9
P 0 04816	4520-774-6129	SPARK PLUG A5083601 (46522)	EA	2		SEE	GRP	9901	151	38
P 0 04817	2540-070-8528	SWITCH, FLAME B52250G2 (46522)	EA	2	*	*	2	2	151	6

(1) SMR CODE	(2) FEDERAL STOCK NUMBER	(3) DESCRIPTION  REF NUMBER & MFR CODE	(4) UNIT OF MEAS  USABLE ON CODE	(5) QTY INC IN UNIT	(6) 15-DAY ORGANIZATIONAL MAINTENANCE ALW				(7) ILLUS- TRATION	
					(a)	(b)	(c)	(d)	(a)	(b)
					1-5	6-20	21-50	51-100	FIG. NO.	ITEM NO.
P 0 04818	5930-843-3852	SWITCH, THERMOSTATIC	EA	2		SEE	GRP	9901	151	15
X2 0 04819		TUBE, FUEL A5048G3 (46522)	EA	2					151	7
0 04820	5310-913-4092	WASHER, FLAT: spark plug seal	EA	2	*	*	*	*	151	17
X2 0 04821		WIRE ASSEMBLY: coil to spark plug B52038G1 (46522)	EA	2					151	23
X2 0 04822		WIRE ASSEMBLY: limit switch-to-flame switch B50914062 (46522)	EA	2					151	12
M 0 04823		HOSE, HEATER 0730V022 (70485) (Used on HEATER and BOX ASSEMBLY, Stock No. (70281) A123490, only)	EA	1					142	4
P 0 04824	4720-882-5624	MANUFACTURE FROM: HOSE, RUBBER (20 in. required)	FT			SEE	GRP	9501		
M 0 04825		HOSE, HEATER 0730V022 (70281) (Used on HEATER and BOX ASSEMBLY, Stock No. (70281) A123566, only)	EA	1					143	13
P 0 04826	4720-882-5624	MANUFACTURE FROM: HOSE, RUBBER (3 1/2 in. required)	FT			SEE	GRP	9501		
0 04827	5310-732-0558	NUT, PLAIN, HEXAGON	EA	8	*	*	*	*	142	11
0 04828	5310-732-0558	NUT, PLAIN, HEXAGON: door mtg (Used on HEATER and BOX ASSEMBLY, Stock No. (70281) A123490, only)	EA	6	*	*	*	*	144	8
0 04829	5310-619-3555	NUT, PLAIN, HEXAGON: door stop mtg (Used on HEATER and BOX ASSEMBLY, Stock No. (70281) A123490, only)	EA	2	*	*	*	*	144	4
0 04830	5310-619-3555	NUT, PLAIN, HEXAGON: door stop mtg (Used on HEATER and BOX ASSEMBLY, Stock No. (70281) A123490, only)	EA	2	*	*	*	*	144	12
X2 0 04831		NUT, SELF-LOCKING, HEXAGON 0209S003 (70281)	EA	8					142	13
0 04832	5305-068-0502	SCREW, CAP, HEXAGON HEAD: door stop mtg (Used on HEATER and BOX ASSEMBLY, Stock No. (70281) A123490, only)	EA	2	*	*	*	*	144	1
0 04833	5305-017-9848	SCREW, CAP, HEXAGON HEAD: heater mtg (Used on HEATER and BOX ASSEMBLY, Stock No. (70281) A12390, only)	EA	4	*	*	*	*	142	17
0 04834	5305-989-7434	SCREW, MACHINE: door stop mtg (Used on HEATER and BOX ASSEMBLY, Stock No. (70281) A123490, only)	EA	2	*	*	*	*	144	16
0 04835	5305-989-7434	SCREW, MACHINE: funnel attaching	EA	6	*	*	*	*	142	18
X2 0 04836		SEAL (18 in. required) 1214R017 (70281) (Used on HEATER and BOX ASSEMBLY, Stock No. (70281) A123490, only)	FT						144	10
X2 0 04837		SPRING 0801SO91 (70281)	EA	8		SEE	GRP	9901		142
X2 0 04838		STOP, DOOR: lh A123543 (70281) (Used on HEATER and BOX ASSEMBLY, Stock No. (70281) A123490, only)	EA	1					144	11
X2 0 04839		WASHER, CUP 0301S010 (70281)	EA	16		SEE	GRP	9901	142	16

(1) SMR CODE	(2) FEDERAL STOCK NUMBER	(3) DESCRIPTION  USABLE ON CODE	(4) UNIT OF MEAS	(5) QTY INC IN UNIT	(6) 15-DAY ORGANIZATIONAL MAINTENANCE ALW				(7) ILLUS- TRATION	
					(a)	(b)	(c)	(d)	(a) FIG. NO.	(b) ITEM NO.
					1-5	6-20	21-50	51-100		
0 04840	5310-261-7340	WASHER LOCK: door mtg (Used on HEATER and BOX ASSEMBLY, Stock No. (70281) A123490, only)	EA	6	*	*	*	*	144	7
0 04841	5310-010-3319	WASHER, LOCK: door stop mtg (Used on HEATER and BOX ASSEMBLY, Stock No. (70281) A123490, only)	EA	2	*	*	*	*	144	5
0 04842	5310-010-3319	WASHER, LOCK: door stop mtg (Used on HEATER and BOX ASSEMBLY, Stock No. (70281) A123490, only)	EA	2	*	*	*	*	144	13
0 04843	5310-261-7340	WASHER, LOCK	EA	8	*	*	*	*	142	12
X2 0 04844		HEATER AND BOX ASSEMBLY: crane A123490 (70281) (Same as HEATER and BOX ASSEMBLY , Stock No. (70281) A123566, except where annotated)	EA	1					143	
X2 0 04845		HEAT EXCHANGER AND FOOT WARMER: crane A123071 (70281)	EA	1					148	3
0 04846	5315-82-3044	PIN, COTTER	EA	1	*	*	*	*	148	20
X2 0 04847		SPRING 0801S024 (70281)	EA	1		SEE	GRP	9901	148	22
0 04848	5310-167-0820	WASHER, FLAT	EA	1	*	*	*	*	148	21
M 0 04849		HOSE: crane 128675 (70281) MANUFACTURE FROM:	EA	1					147	26
P 0 04850	4720-278-1109	HOSE, RUBBER (13 in. required)	FT			SEE	GRP	9501		
0 04851	4730-278-4323	NIPPLE, PIPE: crane	EA	1	*	*	*	*	141	9
0 04852	5310-619-3555	NUT, PLAIN, HEXAGON: air duct mtg, crane	EA	6	*	*	*	*	144	4
0 04853	5310-619-3555	NUT, PLAIN, HEXAGON: air vent mtg, crane	EA	4	*	*	*	*	144	4
0 04854	5310-010-0634	NUT, PLAIN, HEXAGON: bracket mtg, carrier	EA	2	*	*	*	*	143	9
0 04855	5310-543-2629	NUT, PLAIN, HEXAGON: bracket mtg, crane	EA	3	*	*	*	*	147	17
0 04856	5310-619-3555	NUT, PLAIN, HEXAGON: clamp mtg, carrier	EA	6	*	*	*	*	149	8
0 04857	5310-619-3555	NUT, PLAIN, HEXAGON: clip mtg, crane	EA	1	*	*	*	*	148	1
0 04858	5310-732-0558	NUT, PLAIN, HEXAGON: control box and bracket assembly mtg, carrier	EA	2	*	*	*	*	149	4
0 04859	5310-619-3555	NUT, PLAIN, HEXAGON: control box and bracket assembly mtg carrier	EA	4	*	*	*	*	149	8
0 04860	5310-543-2629	NUT, PLAIN, HEXAGON: crane	EA	8	*	*	*	*	147	17
0 04861	5310-619-3555	NUT, PLAIN, HEXAGON: crane	EA	1	*	*	*	*	149	8
0 04862	5310-543-2629	NUT, PLAIN, HEXAGON: crane	EA	2	*	*	*	*	149	18
0 04863	5310-543-2629	NUT, PLAIN, HEXAGON: defroster adapter assembly mtg, carrier	EA	4	*	*	*	*	145	
0 04864	5310-543-2629	NUT, PLAIN, HEXAGON: defroster adapter door mtg, crane	EA	3	*	*	*	*	148	12
0 04865	5310-543-2629	NUT, PLAIN, HEXAGON: defroster adapter mtg, crane	EA	4	*	*	*	*	148	12
0 04866	5310-619-3555	NUT, PLAIN, HEXAGON: defroster, front mtg, carrier	EA	2	*	*	*	*	146	25
0 04867	5310-543-2629	NUT, PLAIN, HEXAGON: defroster mtg, crane	EA	3	*	*	*	*	148	12
0 04868	5310-543-2629	NUT, PLAIN, Hexagon: defroster mtg, crane	EA	3	*	*	*	*	147	17
0 04869	5310-543-2629	NUT, PLAIN, HEXAGON: defroster mtg, crane	EA	3	*	*	*	*	148	12
0 04870	5310-543-2629	NUT, PLAIN, HEXAGON: defroster, rear and side mtg, carrier	EA	4	*	*	*	*	145	10

(1) SMR CODE	(2) FEDERAL STOCK NUMBER	(3) DESCRIPTION  REF NUMBER & MFR CODE	(4) UNIT OF MEAS	(5) QTY INC IN UNIT	(6) 15-DAY ORGANIZATIONAL MAINTENANCE ALW				(7) ILLUS- TRATION	
					(a)	(b)	(c)	(d)	(a) FIG. NO.	(b) ITEM NO.
					1-5	6-20	21-50	51-100		
X2 0 05423	5320-013-5753	RIVET, TUBULAR: oval head, retainer mtg, crane	EA	6					155	24
X2 0 05A24 0	5320-13-5753	RIVET, TUBULAR: oval head, retainer mtg, crane	EA	7					155	24
05425 0	5320-012-2863	RIVET, TUBULAR: oval head, retainer mtg, crane	EA	10	*	*	*	*	155	32
05426 X2 0 0527 0	5320-012-2863	RIVET, TUBULAR: oval head, retainer mtg, crane	EA	22	*	*	*	*	155	32
05428 X2 0 05A29	5320-013-5753	RIVET, TUBULAR: oval head, retainer mtg, crane	EA	5					155	32
X2 0 05430	5320-013-5753	RIVET, TUBULAR: oval head, retainer mtg, crane	EA	5	*	*	*	*	154	21
X2 0 05431	5320-013-5753	RIVET, TUBULAR: oval head, retainer mtg, crane	EA	12					154	8
X2 0 05432	5301-013-5753	RIVET, TUBULAR: oval head, retainer mtg, crane	EA	4					154	8
X2 0 05433 0	5320-013-5753	RIVET, TUBULAR: oval head, retainer mtg, crane	EA	10					154	8
05434 0	5320-013-5753	RIVET, TUBULAR: oval head, retainer mtg, crane	EA	22					154	8
05435 0	5320-013-5753	RIVET, TUBULAR: oval head, retainer mtg, crane	EA	9					154	8
05436 0	5320-012-2863	RIVET, TUBULAR: oval head, retainer mtg, 3/16 in. dia, 5/16 in. lg	EA	9	*	*	*	*	154	21
05437 0	5320-012-2863	RIVET, TUBULAR: oval head, retainer mtg, 3/16 in. dia, 5/16 in. lg	EA	12	*	*	*	*	154	21
05438 0	5305-619-3555	SCREW, CAP, HEXAGON HEAD: bracket mtg, crane	EA	2	*	*	*	*	154	18
05439 0	5305-068-0502	SCREW, CAP, HEXAGON HEAD: bumper mtg, crane	EA	6	*	*	*	*	154	18
05440 0	5305-071-2241	SCREW, CAP, HEXAGON HEAD: carrier	EA	1	*	*	*	*	160	12
05441 0	5305-068-0502	SCREW, CAP, HEXAGON HEAD: carrier	EA	3	*	*	*	*	161	19
05442 0	5305-270-7554	SCREW, CAP, HEXAGON HEAD: carrier engine heater and box assembly mtg	EA	6	*	*	*	*	162	40
05443 0	5305-068-0502	SCREW, CAP, HEXAGON HEAD: channel mtg, crane	EA	8	*	*	*	*	155	29
05444 0	5305-068-0502	SCREW, CAP, HEXAGON HEAD: channel mtg, crane	EA	11	*	*	*	*	155	29
05445 0	5305-068-0502	SCREW, CAP, HEXAGON HEAD: channel mtg, crane	EA	12	*	*	*	*	154	18
05446 0	5305-068-0502	SCREW, CAP, HEXAGON HEAD: clip mtg, carrier	EA	2	*	*	*	*		
05447 0	5305-068-0502	SCREW, CAP, HEXAGON HEAD: closure mtg, crane	EA	5	*	*	*	*	156	6
05448 0	5305-269-3211	SCREW, CAP, HEXAGON HEAD: coolant pump and bracket mtg	EA	2	*	*	*	*	157	10
05449 0	5305-017-9843	SCREW, CAP, HEXAGON HEAD: coolant pump and bracket mtg, crane	EA	2	*	*	*	*	157	10
05450 0	5305-068-0502	SCREW, CAP, HEXAGON HEAD: cover assembly mtg crane	EA	4	*	*	*	*	162	31
05451 0	5305-068-0502	SCREW, CAP, HEXAGON HEAD: fuel pump and bracket assembly mtg, crane	EA	2	*	*	*	*	159	8
05452 0	5305-068-0502	SCREW, CAP, HEXAGON HEAD: pipe cover mtg, crane	EA	5	*	*	*	*	162	31
05453 0	5305-068-0502	SCREW, CAP, HEXAGON HEAD: retainer mtg, carrier	EA	8	*	*	*	*	161	19
05454 0	5305-068-0502	SCREW, CAP, HEXAGON HEAD: retainer mtg, crane	EA	12	*	*	*	*	155	20
05455 0	5305-984-5689	SCREW, MACHINE: cab mtg, crane	EA	4	*	*	*	*		
05456 0	5305-984-6212	SCREW, MACHINE: closure mtg, crane	EA	4	*	*	*	*	156	14
05457 0	5305-984-6212	SCREW, MACHINE: closure mtg, crane	EA	1	*	*	*	*	156	14
05458 0	5305-984-5691	SCREW, MACHINE: sill mtg, crane	EA	2	*	*	*	*	152	4
05459 0	5305-052-8241	SCREW, TAPPING, ,THREAD FORMING: boot mtg, crane	EA	8	*	*	*	*	152	8
0458 0	5305-959-4159	SCREW, TAPPING, THREAD FORMING: channel mtg, crane	EA	6	*	*	*	*	154	28
05459	5305-959-4159	SCREW, TAPPING, THREAD FORMING: closure mtg	EA	4	*	*	*	*	156	21



(1) SMR CODE	(2) FEDERAL STOCK NUMBER	(3) DESCRIPTION  REF NUMBER & MFR CODE	(4) UNIT OF MEAS  USABLE ON CODE	(5) QTY INC IN UNIT	(6) 15-DAY ORGANIZATIONAL MAINTENANCE ALW				(7) ILLUS- TRATION	
					(a) 1-5	(b) 6-20	(c) 21-50	(d) 51-100	(a) FIG. NO.	(b) ITEM NO.
0 04904 18 X2 0 04905 X2 0 04906 M 0 12 04907	5305-052-8241	SCREW, TAPPING, THREAD FORMING: defroster door mtg, carrier  SEAL: crane (22 in. required) 1214R017 (70281) SPACER: defroster mtg, crane 128796 (70281) TUBING: crane  780909-16 (02280) MANUFACTURE FROM:		EA	3	*	*	*	*	145
P 0 04908 M 0 8 04909	4710-277-5525	TUBING, COPPER, SEAMLESS (16 in. required)  TUBING: crane  780909-17 (02280) MANUFACTURE FROM:		FT		SEE	GRP	9501		147
P 0 04910 M 0 04911	4710-277-5527	TUBE, COPPER (9 ft, 6 in. required)  TUBING, FLEXIBLE; carrier 0736C005 (70281) MANUFACTURE FROM:		EA	2				146	21
P 0 04912 P 0 04913	4720-846-5116	HOSE, METAL (22 in. required)  TUBING, FLEXIBLE; carrier 0736C002 (70281) MANUFACTURE FROM:		FT		SEE	GRP	9501		145
P 0 04914 P 0 04915	4720-202-9183	HOSE, METAL (32 in. required)  TUBING, FLEXIBLE; carrier 0736C002 (70281) MANUFACTURE FROM:		FT		SEE	GRP	9501		145
P 0 04916 P 0 04917	4720-202-9183	HOSE, METAL (3 ft required)  TUBING, FLEXIBLE, crane 0736C002 (70281) MANUFACTURE FROM:		EA	1				148	14
P 0 04918 M 0 04919	4720-202-9183	HOSE, METAL (30 in. required)  TUBING, FLEXIBLE: crane 0736C005 (70281) MANUFACTURE FROM:		FT		SEE	GRP	9501		148
P 0 04920 M 0 04921	4720-846-5116	HOSE, METAL (4 ft, 10 in. required)  TUBING FLEXIBLE: crane 07360002 (70281) MANUFACTURE FROM:		EA	1				147	25
P 0 04922 M 0 04923	4720-202-9183	HOSE, METAL (4 ft required)  TUBING, FLEXIBLE: crane 0736C005 (70281) MANUFACTURE FROM:		FT		SEE	GRP	9501		148
P 0 04924 M 0 04925	4720-846-5116	HOSE, METAL (21 1/2 in. required)  TUBING, FLEXIBLE: crane 0736C002 (07281) MANUFACTURE FROM:		EA	1				148	6
P 0 04926 M 0 04927	4720-202-9183	HOSE, METAL (10 ft, 4 in. required)  TUBING, FLEXIBLE: crane 0736C002 (70281) MANUFACTURE FPOM:		FT		SEE	GRP	9501		147
P 0 04928	4720-202-9183	HOSE, METAL (10 ft, 1 in. required)		FT		SEE	GRP	9501		6

(1) SMR CODE	(2) FEDERAL STOCK NUMBER	(3) DESCRIPTION  REF NUMBER & MFR CODE	(4) USABLE ON CODE	(5) UNIT OF MEAS	(5) QTY INC IN UNIT	(6) 15-DAY ORGANIZATIONAL MAINTENANCE ALW				(7) ILLUS- TRATION	
						(a)	(b)	(c)	(d)	(a)	(b)
						1-5	6-20	21-50	51-100	FIG. NO.	ITEM NO.
M 0 04929		TUBING, FLEXIBLE: crane, fresh air heater exhaust 0736C002 (70281)		EA	1					142	10
P 0 04930	4720-202-9183	MANUFACTURE FROM: HOSE, METAL (18 in. required)		FT		SEE	GRP	9501			
X 0 04931		TUBING, FLEXIBLE: exhaust, carrier 0736C002 (70281)		EA	1					143	6
P 0 04932	4720-202-9183	MANUFACTURE FROM: HOSE, METAL (3 ft, 9 in. required)		FT		SEE	GRP	9501			
X2 0 04933		U-BOLT: tube attaching carrier 1160 (39766)		EA	1					143	7
X2 0 04934		VENT, AIR: crane, fresh air heater A123041 (70281)		EA	1					144	3
0 04935	5310 090 6004	WASHER, FLAT: heater and box assembly mtg, carrier		EA	4	*	*	*	*	143	16
0 04936	5310-010-3319	WASHER, LOCK: air duct mtg, crane		EA	6	*	*	*	*	144	5
0 5 04937	5310-010-3319	WASHER, LOCK: air vent mtg, crane		EA	4	*	*	*	*	*	144
0 04938	5310-010-3320	WASHER, LOCK: bracket mtg, carrier		EA	2	*	*	*	*	143	10
0 04939	5310-10-3320	WASHER, LOCK: bracket mtg, crane		EA	3	*	*	*	*	147	16
0 21 04940	5310-010-3319	WASHER, LOCK: clamp mtg, carrier		EA	6	*	*	*	*	*	149
0 04941	5310-010-3319	WASHER, LOCK: clip mtg, crane		EA	1	*	*	*	*	148	2
0 04942	5310-017-8554	WASHER, LOCK: control box and bracket assembly mtg, crane		EA	4	*	*	*	*	149	3
0 04943	5310-010-3319	WASHER, LOCK: crane		EA	1	*	*	*	*	149	21
0 04944	5310-010-3320	WASHER, LOCK: crane		EA	8	*	*	*	*	147	16
0 04945	5310-010-3320	WASHER, LOCK: crane		EA	2	*	*	*	*	149	16
0 04946	5310-010-3320	WASHER, LOCK: defroster adapter assembly mtg, carrier		EA	4	*	*	*	*	145	11
0 04947	5310-010-3320	WASHER, LOCK: defroster adapter door mtg, crane		EA	3	*	*	*	*	148	11
0 04948	5310-010-3320	WASHER, LOCK: defroster adapter mtg, crane		EA	4	*	*	*	*	148	11
0 04949	5310-10-3319	WASHER, LOCK: defroster, front mtg, carrier		EA	2	*	*	*	*	146	26
0 04950	5310-010-3320	WASHER, LOCK: defroster mtg, crane		EA	3	*	*	*	*	148	11
0 04951	5310-017-3122	WASHER, LOCK: defroster mtg, crane		EA	8	*	*	*	*	147	12
0 04952	5310-010-3320	WASHER, LOCK: defroster mtg, crane		EA	3	*	*	*	*	147	16
0 04953	5310-010-3320	WASHER, LOCK: defroster, mtg, crane		EA	3	*	*	*	*	148	11
0 04954	5310-010-3320	WASHER, LOCK: defroster, rear and side mtg, carrier		EA	4	*	*	*	*	145	11
0 04955	5310-010-3319	WASHER, LOCK: duct and baffle mtg, carrier		EA	2	*	*	*	*	146	26
0 04956 26	5310-010-3319	-WASHER, LOCK: duct and heat exchanger assembly mtg, carrier		EA	15	*	*	*	*	*	146
0 04957 20	5310-010-3319	'WASHER, LOCK: duct and heat exchanger assembly mtg, crane		EA	8	*	*	*	*	*	147
0 04958	5310-010-3320	WASHER, LOCK: exhaust bracket mtg, crane		EA	2	*	*	*	*	142	9
0 04959	5310-261-7340	WASHER, LOCK: heater and box assembly mtg, carrier		EA	4	*	*	*	*	143	15
0 04960	5310-261-7340	WASHER, LOCK: heater and box assembly mtg, crane		EA	14	*	*	*	*	144	7
0 04961	5310-261-7340	WASHER, LOCK: heat exchanger and foot warmer mtg, crane		EA	3	*	*	*	*	148	24
0 04962	5310-017-3124	WASHER, LOCK, ET: control box bracket carrier		EA	8	*	*	*	*	149	6
0 04963	5310-010-3320	WASHER, LOCK: U-bolt attaching carrier		EA	2	*	*	*	*	143	10

(1) SMR CODE	(2) FEDERAL STOCK NUMBER	(3) DESCRIPTION  REF NUMBER & MFR CODE	(4) UNIT OF MEAS  USABLE ON CODE	(5) QTY INC IN UNIT	(6) 15-DAY ORGANIZATIONAL MAINTENANCE ALW				(7) ILLUS- TRATION	
					(a) 1-5	(b) 6-20	(c) 21-50	(d) 51-100	(a) FIG. NO.	(b) ITEM NO.
0	5310-045-3296	WASHER, LOCK: wiper motor mtg, crane	EA	2	*	*	*	*	141	14
04964										
X2 0		WINDSHIELD WIPER KIT: crane	EA	1						
04965		481369 (02280)								
X2 0		ARM, WINDSHIELD, WIPER	EA	1					141	1
04966		S2309 (82484)								
P 0		BLADE, WINDSHIELD, WIPER	EA	1	*	*	*	*	141	
04967		C100-20 (82484)								
X2 0		CONTROL VALVE, WIPER	EA	1					141	5
04968		GF108-100 (82484)								
X2 0		MOTOR, WINDSHIELD, WIPER, PNEUMATIC	EA	1					141	13
04969		M1004 (82484)								
M 0		WIRE, POWER: control box terminal block to engine terminal								
04970		strip, carrier	EA	1						149
14										
		A123598 (70281)								
		MANUFACTURE FROM:								
X2 0		TERMINAL: 3/8	EA	1						
04971		1311V053 (70281)								
X2 0		TERMINAL, NUMBER 10	EA	1						
04972		1311V052 (70281)								
P 0	5975-284-7337	TUBE, FLEXIBLE, NONMETALLIC, ELECTRICAL (4 ft, 7 in.								
04973		required)	FT			SEE	GRP	9501		
P 0	6145-548-2986	WIRE, ELECTRICAL (4 ft, 7 in. required)	FT			SEE	GRP	9501		
,04974										
04975		2207 - WINTERIZATION EQUIPMENT								
X2 0		ADAPTERS carrier	EA	1					161	3
04976		2203D071 (70281)								
X2 0		ADAPTER: carrier	EA	3					161	8
04977		2021-12-12 (01276)								
0	4730-555-1765	ADAPTER: crane	EA	2	*	*	*	*	158	4
04978										
X2 0		ADAPTER: crane	EA	1					158	17
04979		2203D071 (70281)								
X2 0		ADHESIVE	EA	1						
04980		5003V006 (70281)								
X2 0		ADHESIVE	EA	1						
04981		140 (719841)								
X2 0		BELTING, RUBBERIZED: coolant heater cable and hose,	EA	2						161
04982		carrier								
17										
0	5306-299-2366	123104 (70281)								
04983		BOLT, MACHINE: bracket mtg, crane	EA	1	*	*	*	*	154	30
0	5306-022-8002	BOLT, MACHINE: clamp mtg, carrier	EA	2	*	*	*	*	160	7
04984										
0	5306-022-7682	BOLT, MACHINE: carrier	EA	1	*	*	*	*	161	26
04985										
0	5306-225-8503	BOLT, MACHINE: door mtg, crane	EA	1	*	*	*	*	155	42
04986										
0	5306-225-8497	BOLT, MACHINE: floor pan mtg, crane	EA	11	*	*	*	*	163	7
04987										
0	5306-225-8497	BOLT, MACHINE: fuel pump and bracket mtg, carrier	EA	2	*	*	*	*	160	26
04988										
0	5306-022-7682	BOLT, MACHINE: hose cover mtg, carrier	EA	11	*	*	*	*	153	18
04989										
0	5306-225-8497	BOLT, MACHINE: latch mtg, crane	EA	2	*	*	*	*	155	16
04990										
0	5306-225-8499	BOLT, MACHINE: temp control box mtg, carrier	EA	4	*	*	*	*	153	3
04991										
0	5306-225-8499	BOLT, MACHINE: temp control box mtg, crane	EA	2	*	*	*	*	153	3
04992										
X2 0		BOOT ASSEMBLY: control lever, lh crane	EA	1					152	10
04993		A123451 (70281)								

(1) SMR CODE	(2) FEDERAL STOCK NUMBER	(3) DESCRIPTION  REF NUMBER & MFR CODE	(4) UNIT OF MEAS  USABLE ON CODE	(5) QTY INC IN UNIT	(6) 15-DAY ORGANIZATIONAL MAINTENANCE ALW				(7) ILLUS- TRATION	
					(a)	(b)	(c)	(d)	(a)	(b)
					1-5	6-20	21-50	51-100	FIG. NO.	ITEM NO.
X2 0 04994		BOOT ASSEMBLY: control lever, rh crane A123452 (70281)	EA	1					152	10
X2 0 04995		BRACKET: rear sliding door, crane 128708 (70281)	EA	1					154	38
X2 0 04996		BRACKET: stand-by lite, crane 128772 (70281)	EA	1					154	31
X2 0 04997		BUMPER ASSEMBLY: crane A128796 (70281)	EA	3					154	
X1 16 04998		BUMPER 128796 (70281)	EA	3						154
X2 0 04999 17		RUBBER, ENSOLITE: 1/2 in. thk, 1 1/4 in. w, 2 1/2 in. lg 128795 (70281)	EA	3						154
0 05000	4730-289-2830	BUSHING, PIPE: carrier	EA	2	*	*	*	*	160	16
0 05001	4730-289-2830	BUSHING, PIPE: crane	EA	2	*	*	*	*	159	17
0 05002	4730-278-3167	BUSHING, PIPE: crane	EA	2					158	2
X2 0 05003		CHAIN ASSEMBLY: crane A128803 (70281)	EA	1					155	
M 0 05004		CHAIN, FURNACE MANUFACTURE FROM:	EA	1					155	19
P 0 05005	4010-186-9388	CHAIN, WELDLESS (12, in. required)	FT		SEE	GRP	9501			
0 05006	5315-846-0126	PIN, COTTER	EA	1	*	*	*	*	155	18
X2 0 05007		S HOOK 2602V004 (70281)	EA	2					155	17
X2 0 05008		CHANNEL ASSEMBLY: crane A123538 (70281)	EA	1					155	
X1 37 05009		CHANNEL 123538 (70281)	EA	1						155
X2 0 05010		RUBBER, SPONGE (4 ft, 1 7/16 in. required) 1214R035 (70281)	FT						155	38
X2 0 05011		CHANNEL ASSEMBLY: crane A123537 (70281)	EA	1					155	
X1 28 05012		CHANNEL 123537 (70281)	EA	1						155
X2 0 05013		RUBBER, SPONGE (34 9/16 in. required) 12145035 (70281)	FT						155	30
X2 0 05014		CHANNEL ASSEMBLY: rear door, lh crane A123539 (70281)	EA	1					154	
X1 35 05015		CHANNEL 123539 (70281)	EA	1						154
X2 0 05016		RUBBER, SPONGE (4 ft, 7 1/8 in. required) 1214035 (70281)	FT	1					154	34
X2 0 05017		CHANNEL: front door opening, rear, lh crane 128767 (70281)	EA	1					154	29
X2 0 05018		CLAMP: carrier OTC746 (88907)	EA	2		SEE	GRP	9901		
X2 0 9 05019		CLAMP: crane	EA	2		SEE	GRP	9901		152
X2 0 16 05020		QS100M20S (08484) CLAMP: crane	EA	1		SEE	GRP	9901		158
		QS100M20S (08484)								

(1) SMR CODE	(2) FEDERAL STOCK NUMBER	(3) DESCRIPTION  REF NUMBER & MFR CODE	(4) UNIT OF MEAS	(5) QTY INC IN UNIT	(6) 15-DAY ORGANIZATIONAL MAINTENANCE ALW				(7) ILLUS- TRATION	
					(a)	(b)	(c)	(d)	(a)	(b)
					1-5	6-20	21-50	51-100	FIG. NO.	ITEM NO.
X2 0 05021		CLAMP: drain hose, carrier QS100M20S (08484)	EA	1		SEE	GRP	9901	161	2
X2 0 05022		CLAMP: fuel hose, crane QS100M20S (08484)	EA	1		SEE	GRP	9901	159	21
X2 0 05023		CLAMP, HOSE: carrier OTC746 (88907)	EA	2		SEE	GRP	9901	160	13
X2 0 05024		CLAMP, HOSE: carrier HTC148 (88907)	EA	2		SEE	GRP	9901	160	6
X2 0 05025		CLAMP, HOSE: carrier 38-351 (70281)	EA	1		SEE	GRP	9901	161	27
X2 0 05026		CLAMP, HOSE: carrier 123424 (70281)	EA	1					161	25
X2 0 05027		CLAMP, HOSE: crane 1913V001 (70281)	EA	1					159	19
X2 0 05028		CLAMP, HOSE: crane 38-351 (70281)	EA	2		SEE	GRP	9901	158	10
X2 0 05029		CLAMP:U-bolt 0168D030 (70281)	EA	5					153	8
X2 0 05030		CLOSURE ASSEMBLY: crane cab, operators, front corner, rh A128768 (70281)	EA	1					156	
X1 05031		CLOSURE 128768 (70281)	EA	1					156	20
X2 0 05032		STRIP, WEATHERSTRIP (8 in. required) 1211F006 (70281)	FT							
X2 0 05033		CLOSURE ASSEMBLY: superstructure, right front corner, crane A123458 (70281)	EA	1					156	
X1 05034		CLOSURE 123458 (70281)	EA	1					156	24
X2 0 05035		STRIP, ENSOLITE: 1/4 thk, 3 w, 3 3/8 in. lg 128801 (70281)	EA	1					156	25
X2 0 05036		CLOSURE: chain case opening, crane A123459 (70281)	EA	1					156	3
X2 0 05037		CLOSURE: superstructure, crane A123453 (70281)	EA	1					156	16
X2 0 05038		SEAL, ENSOLITE: 1/4 thk, 2 w, 2 3/4 in. lg 128830 (70281)	EA	1					156	17
X2 0 05039		CLOSURE: superstructure, front center well, crane 128804 (70281)	EA	1					156	27
X2 0 05040		COCK, PLUG: carrier 48E (30327)	EA	2		SEE	GRP	9901	160	15
X2 0 05041		COCK, PLUG: crane 48E (30327)	EA	2		SEE	GRP	9901	159	18
X2 0 05042		CONTROL BOX: engine heater, carrier A128755 (70281)	EA	1					149	9
X2 0 05043		DISTRIBUTION BOX C51230G2 (46522)	EA	2		SEE	GRP	9901	150	
X1 05044		BOX, CONTROL B13777-1 (46522)	EA	2					150	1
X2 0 05045		BRACKET: receptacle assembly mtg B13780-1 (46522)	EA	2					150	4
P 0 05046	5925-811-2973	CIRCUIT BREAKER MS24500-20 (96906)	EA	2		SEE	GRP	9901	150	18

(1) SMR CODE	(2) FEDERAL STOCK NUMBER	(3) DESCRIPTION  REF NUMBER & MFR CODE	(4) UNIT OF MEAS	(5) QTY INC IN UNIT	(6) 15-DAY ORGANIZATIONAL MAINTENANCE ALW				(7) ILLUS- TRATION	
					(a) 1-5	(b) 6-20	(c) 21-50	(d) 51-100	(a) FIG. NO.	(b) ITEM NO.
X2 0 19		CLIP		EA	4					150
05047		C6052-832X27 (78533)								
X2 0 05048		GROMMET, RUBBER A440-3481 (46522)	EA	2		SEE	GRP	9901	150	14
P 0 05049	6240-155-8714	LAMP, 24 VOLT A2106G2 (46522)	EA	2		SEE	GRP	9901	150	13
0 05050	5310-011-4776	NUT, PLAIN, HEXAGON: brass, receptacle assembly mtg	EA	8	*	*	*	*	150	6
X2 0 05051		PANEL, CONTROL BOX B13782G1-2 (46522)	EA	2					150	10
X2 0 05052		PLATE, INSTRUCTION B50448G1 (46522)	EA	2						
X2 0 05053		RECEPTACLE B51233G1 (46522)	EA	2					150	
X2 0 05054		CONNECTOR, RECEPTACLE, ELECTRICAL: four contacts A50948G1 (46522)	EA	2					150	3
X2 0 05055		LIGHT, INDICATOR A729-13184 (46522)	EA	2					150	12
X2 0 05056		TERMINAL A18943G1 (46522)	EA	10						
0 05057	5305-582-8491	SCREW, MACHINE: bracket mtg	EA	4	*	*	*	*	150	11
0 05058	5305-582-8494	SCREW, MACHINE: circuit breaker mtg	EA	4	*	*	*	*	150	16
0 05059	5305-582-8491	SCREW, MACHINE: panel mtg	EA	4	*	*	*	*	150	11
0 05060	5305-290-3004	SCREW, MACHINE: receptacle assembly mtg	EA	8	*	*	*	*	150	2
P 0 05061	5930-825-8161	SWITCH, TOGGLE A766-13784 (46522)	EA	2		SEE	GRP	9901	150	7
0 05062	5310-187-7071	WASHER, LOCK: receptacle assembly mtg	EA	16	*	*	*	*	150	5
X2 0 05063		WIRE ASSEMBLY B50074G2 (46522)	EA	2					150	7
X2 0 05064		TERMINAL A18943G1 (46522)	EA	4						
X2 0 05065		WIRE ASSEMBLY B50554G8 (46522) (Replaced by LEAD, WIRE, Stock No. (70281) A128773, CARRIER and Stock No. (70281) A128775, CRANE)	EA	2						
X2 0 05066		WIRE ASSEMBLY: control switch to circuit breaker B50074G3 (46522)	EA	2					150	9
X2 0 05067		TERMINAL, LUG A18943C1 (46522)	EA	4						
X2 0 05068		WIRE, JUMPER: control switch A5084001 (46522)	EA	2					150	8
M 0 05069		LEAD, WIRE A128773 (70281)	EA	1					150	15
X2 0 05070		MANUFACTURE FROM: TERMINAL, RING, NUMBER 10 1311V056 (70281)	EA	2						
P 0 05071	5975-284-7337	TUBE, FLEXIBLE, NONMETALLIC, ELECTRICAL (16 in. required)		FT				GRP 9501	9501	
P 0 05072	6145-192-3279	WIRE, ELECTRICAL (18 in. required)	FT			SEE	GRP	9501		

(1) SMR CODE	(2) FEDERAL STOCK NUMBER	(3) DESCRIPTION  REF NUMBER & MFR CODE	(4) UNIT OF MEAS  USABLE ON CODE	(5) QTY INC IN UNIT	(6) 15-DAY ORGANIZATIONAL MAINTENANCE ALW				(7) ILLUS- TRATION	
					(a)	(b)	(c)	(d)	(a)	(b)
					1-5	6-20	21-50	51-100	FIG. NO.	ITEM NO.
X2 0 05073		CONTROL BOX, ENGINE HEATER: crane A128779 (70281)	EA	1					149	9
M 0 05074		LEAD, WIRE A128775 (70281)	EA	1					150	15
X2 0 05075		MANUFACTURE FROM: TERMINAL, RING, NUMBER 10 1311V044 (70281)	EA	2						
P 0 05076	5975-28-7337	TUBE, FLEXIBLE, NONMETALLIC, ELECTRICAL (8 in. required)		FT				GRP 9501	9501	
P 0 05077	6145-192-3279	WIRE, ELECTRICAL (10 in. required)	FT		SEE	SEE GRP		9501		
X2 0 05078		CONTROL CABLE: carrier engine heater A123404 (70281)	EA	1						
X2 0 05079		CONTROL CABLE: crane engine heater to control box A128750 (70281)	EA	1						
X2 0 05080		COOLANT PUMP AND BRACKET ASSEMBLY: carrier A123496 (70281)	EA	1					157	
0 05081	5306-225-8499	BOLT, MACHINE: strap mtg	EA	4	*	*	*	*	157	2
X2 0 05082		BRACKET, MOUNTING 123556 (70281) (Used on COOLANT PUMP and BRACKET ASSEMBLY, Stock No. (70281) A123542, only)	EA	1					157	3
X2 0 05083		BRACKET, MOUNTING 128809 (70281) (Used on COOLANT PUMP and BRACKET ASSEMBLY, Stock No. 70281) A123542, only)	EA	1					157	4
X2 0 05084		GASKET: 1/8 thk, 1 1/2 w, 23 in. lg 3802V005 (70281)	EA	2					157	16
X2 0 05085		GROUND, STRAP 28-216-6 (87249)	EA	2					157	11
0 05086	5310-167-1366	NUT, PLAIN, HEXAGON: ground strap mtg	EA	2	*	*	*	*	157	13
0 05087	5310-176-8137	NUT, PLAIN, HEXAGON: ground strap mtg	EA	2	*	*	*	*	157	7
0 05088	5310-543-2629	NUT, PLAIN, HEXAGON: strap mtg	EA	4	*	*	*	*	157	6
P 0 05089	2930-736-8541	PUMP ASSEMBLY, COOLANT A109365 (70281)	EA	2	*	*	*	*	157	15
X2 0 05090		BUSHING, ELECTRICAL CONDUIT A6550 181263)	EA	2						
X2 0 05091		GROMMET IM6549 (81263)		EA	2					
X2 0 05092		FERRULE, ELECTRICAL CONDUCTOR 1151358 (81263)	EA	2						
X1 05093		PUMP, COOLANT 2004V204 (70281)	EA	2						
X2 0 05094		SHELL, ELECTRICAL DM6545 (81263)	EA	2						
0 05095	5305-984-6212	SCREW, MACHINE: ground strap mtg	EA	2	*	*	*	*	157	12
X2 0 05096		STRAP, MOUNTING 94664 (70281)	EA	2					157	1
0 05098	5310-596-7693	WASHER, LOCK: ground strap mtg.	EA	4	*	*	*	*	157	14
0 05098	5310-017-3122	WASHER, LOCK: ground strap mtg	EA	4	*	*	*	*	157	8
0 05099	5310-010-3320	WASHER, LOCK: strap mtg	EA	4	*	*	*	*	157	5

(1) SMR CODE	(2) FEDERAL STOCK NUMBER	(3) DESCRIPTION  REF NUMBER & MFR CODE	(4) UNIT OF MEAS	(5) QTY INC IN UNIT	(6) 15-DAY ORGANIZATIONAL MAINTENANCE ALW				(7) ILLUS- TRATION	
					(a)	(b)	(c)	(d)	(a)	(b)
					1-5	6-20	21-50	51-100	FIG. NO.	ITEM NO.
X2 0 05021		CLAMP: drain hose, carrier QS100M20S (08484)	EA	1		SEE	GRP	9901	161	2
X2 0 05022		CLAMP: fuel hose, crane QS100M20S (08484)	EA	1		SEE	GRP	9901	159	21
X2 0 05023		CLAMP, HOSE: carrier OTC746 (88907)	EA	2		SEE	GRP	9901	160	13
X2 0 05024		CLAMP, HOSE: carrier HTC148 (88907)	EA	2		SEE	GRP	9901	160	6
X2 0 05025		CLAMP, HOSE: carrier 38-351 (70281)	EA	1		SEE	GRP	9901	161	27
X2 0 05026		CLAMP, HOSE: carrier 123424 (70281)	EA	1					161	25
X2 0 05027		CLAMP, HOSE: crane 1913V001 (70281)	EA	1					159	19
X2 0 05028		CLAMP, HOSE: crane 38-351 (70281)	EA	2		SEE	GRP	9901	158	10
X2 0 05029		CLAMP:U-bolt 0168D030 (70281)	EA	5					153	8
X2 0 05030		CLOSURE ASSEMBLY: crane cab, operators, front corner, rh A128768 (70281)	EA	1					156	
X1 05031		CLOSURE 128768 (70281)	EA	1					156	20
X2 0 05032		STRIP, WEATHERSTRIP (8 in. required) 1211F006 (70281)	FT							
X2 0 05033		CLOSURE ASSEMBLY: superstructure, right front corner, crane A123458 (70281)	EA	1					156	
X1 05034		CLOSURE 123458 (70281)	EA	1					156	24
X2 0 05035		STRIP, ENSOLITE: 1/4 thk, 3 w, 3 3/8 in. lg 128801 (70281)	EA	1					156	25
X2 0 05036		CLOSURE: chain case opening, crane A123459 (70281)	EA	1					156	3
X2 0 05037		CLOSURE: superstructure, crane A123453 (70281)	EA	1					156	16
X2 0 05038		SEAL, ENSOLITE: 1/4 thk, 2 w, 2 3/4 in. lg 128830 (70281)	EA	1					156	17
X2 0 05039		CLOSURE: superstructure, front center well, crane 128804 (70281)	EA	1					156	27
X2 0 05040		COCK, PLUG: carrier 48E (30327)	EA	2		SEE	GRP	9901	160	15
X2 0 05041		COCK, PLUG: crane 48E (30327)	EA	2		SEE	GRP	9901	159	18
X2 0 05042		CONTROL BOX: engine heater, carrier A128755 (70281)	EA	1					149	9
X2 0 05043		DISTRIBUTION BOX C51230G2 (46522)	EA	2		SEE	GRP	9901	150	
X1 05044		BOX, CONTROL B13777-1 (46522)	EA	2					150	1
X2 0 05045		BRACKET: receptacle assembly mtg B13780-1 (46522)	EA	2					150	4
P 0 05046	5925-811-2973	CIRCUIT BREAKER MS24500-20 (96906)	EA	2		SEE	GRP	9901	150	18



(1) SMR CODE	(2) FEDERAL STOCK NUMBER	(3) DESCRIPTION  REF NUMBER & MFR CODE	(4) UNIT OF MEAS	(5) QTY INC IN UNIT	(6) 15-DAY ORGANIZATIONAL MAINTENANCE ALW				(7) ILLUS- TRATION	
					(a)	(b)	(c)	(d)	(a) FIG. NO.	(b) ITEM NO.
					1-5	6-20	21-50	51-100		
X2 0 05126		DOOR: crane cab, front A128747 (70281)	EA	1					155	12
X2 0 05127		ELBOW A123068 (70281)	EA	1					153	1
X2 0 05128		ELBOW: crane 2212B018 (70281)	EA	6					158	1
X2 0 05129		ELBOW, PIPE: carrier 2207B008 (70281)	EA	1					160	17
X2 0 05130		ELBOW, PIPE: carrier 2208B018 (70281)	EA	4					161	7
0 05131	4730-015-2364	ELBOW, PIPE: carrier, one end male, other end female	EA	5	*	*	*	*	161	11
0 05132	4730-015-2364	ELBOW, PIPE: carrier, one end male, other end female	EA	4	*	*	*	*	161	7
0 05133	4730-278-9360	ELBOW, PIPE: crane	EA	1	*	*	*	*	159	1
X2 0 05134		ENCLOSURE ASSEMBLY: superstructure handwheel, crane A123472 (70281)	EA	1					156	
X1 05135		ENCLOSURE 123472 (70281)	EA	1					156	10
0 05136	5320-755-1021	RIVET, SOLID	EA	5	*	*	*	*	156	11
M 0 05137		WEATHERSTRIP 1213R127 (70281)	EA	1					156	13
P 0 05138	5680-527-8417	MANUFACTURE FROM: WEATHERSTRIP, RUBBER (13 in. required)	FT			SEE	GRP	9501		
X2 0 05139		FLOORMAT: crane 123518 (70281)	EA	1					152	3
X2 0 05140		FLOOR PAN ASSEMBLY: crane A123084 (70281)	EA	1					163	
X1 05141		PAN, WELDMENT A123575 (70281)	EA	1					163	2
0 05142	5305-984-6210	SCREW, MACHINE: seal attaching	EA	8	*	*	*	*	163	4
X2 0 05143		SEAL, RUBBERIZED BELTING, LEFT HAND: 1/4 thk, 4 1/2 in. w, 7 1/2 in. lg 123086 (70281)	EA	1					163	1
X2 0 05144		SEAL, RUBBERIZED BELTING, RIGHT HAND: 1/4 thk, 4 1/2 in. w, 6 in. lg 123085 (70281)	EA	1					163	5
X2 0 05145		STRIP, SILICONE (10 ft required) 1214R019 (70281)	FT						163	3
X2 0 05146		FUEL PUMP AND MOUNTING BRACKET ASSEMBLY: carrier A123570 (70281)	EA	1					160	
X2 0 05147		ADAPTER 2000-2-4B (01276)	EA	4					160	2
0 05148	5306-022-7682	BOLT, MACHINE: pump mtg	EA	4	*	*	*	*	160	20
X2 0 05149		BRACET, MOUNTING 123572 (70281)	EA	1					160	23
0 05150	4730-277-5553	ELBOW, PIPE TO TUBE	EA	2	*	*	*	*	160	1
0 05151	5310-619-3555	NUT, PLAIN, HEXAGON: pump mtg	EA	4	*	*	*	*	160	4
P 0 05152	2910-735-4014	PUMP ASSEMBLY, ELECTRICAL 476411 (72850)	EA	2		SEE	GRP	9901	160	22
0 05153	5310-017-3124	WASHER, LOCK: pump mtg	EA	8	*	*	*	*	160	21

(1) SMR CODE	(2) FEDERAL STOCK NUMBER	(3) DESCRIPTION  REF NUMBER & MFR CODE	(4) UNIT OF MEAS	(5) QTY INC IN UNIT	(6) 15-DAY ORGANIZATIONAL MAINTENANCE ALW				(7) ILLUS- TRATION	
					(a)	(b)	(c)	(d)	(a) FIG. NO.	(b) ITEM NO.
					1-5	6-20	21-50	51-100		
X2 0 05154		FUEL PUMP AND BRACKET ASSEMBLY: crane A123571 (70281)	EA	1					159	
X2 0 05155		ADAPTER 2000-2-4B (01276)	EA	4					159	3
X2 0 05156		BRACKET: fuel pump 123561 (70281)	EA	1					159	5
0 05157	4730-639-9730	ELBOW, PIPE	EA	3	*	*	*	*	159	4
0 05158	4730-196-1963	NIPPLE, PIPE	EA	2	*	*	*	*	159	10
0 05159	5310-619-3555	NUT, PLAIN, HEXAGON: fuel pump mtg	EA	4	*	*	*	*	159	7
P 0 05160	2910-735-4014	PUMP ASSEMBLY, ELECTRICAL 476411 (728501)	EA	2		SEE	GRP	9901	159	9
0 05161	5305-068-0502	SCREW, CAP, HEXAGON HEAD: fuel pump mtg	EA	4	*	*	*	*	159	8
P 0 05162	5310-790-9911	STRAINER, SEDIMENT KF302 (75255)	EA	2	*	*	*	*	159	11
0 05163	5310-017-3124	WASHER, LOCK: fuel pump mtg	EA	4	*	*	*	*	159	6
X2 0 05164		GROMMET 2286 (70485)	EA	2					153	7
X2 0 05165		HEATER AND BOX ASSEMBLY: carrier A1 23440 (70281)	EA	1					162	
X2 0 05166		BAR: heater mtg 123462 (70281) (Used with HEATER and BOX ASSEMBLY, Stock No. (70281) A123440, only)	EA	1					162	18
X2 0 05167		BAR: heater mtg 123433 (70281) (Used with HEATER and BOX ASSEMBLY, Stock No. (70281) A123488, only)	EA	1					162	18
0 05168	5306-299-2366	BOLT, MACHINE: bar mtg	EA	4	*	*	*	*	162	17
X1 05169		BOX A123431 (70281) (Used with HEATER and BOX ASSEMBLY, Stock No. (70281) A123488, only)	EA	1					162	29
X1 05170		BOX, WELDMENT A123451 (70281) (Used with HEATER and BOX ASSEMBLY, Stock No. (70281) A123440, only)	EA	1					162	16
X2 0 05171		BRACKET, MOUNTING BAR A123548 (70281) (Used with HEATER and BOX ASSEMBLY, Stock No. (70281) A123440, only)	EA	1					162	21
X2 0 05172		BRACKET, MOUNTING BAR A123546 (70281) (Used with HEATER and BOX ASSEMBLY, Stock No. (70281) A123440, only)	EA	1					162	21
X2 0 05173		BRACKET, MOUNTING BAR A123432 (70281) (Used with HEATER and BOX ASSEMBLY., Stock No. (70281) A123488, only)	EA	1					162	21
X2 0 05174		BRACKET, MOUNTING STRAP A123489 (70281) (Used with HEATER and BOX ASSEMBLY, Stock No. (70281) A123488, only)	EA	1					162	21
X2 0 05175		CLAMP ASSEMBLY: heater mtg A51721G1 (46522)	EA	2					162	27

(1) SMR CODE	(2) FEDERAL STOCK NUMBER	(3) DESCRIPTION  REF NUMBER & MFR CODE	(4) USABLE ON CODE	(5) UNIT OF MEAS	(6) QTY INC IN UNIT	(6) 15-DAY ORGANIZATIONAL MAINTENANCE ALW				(7) ILLUS- TRATION	
						(a)	(b)	(c)	(d)	(a)	(b)
						1-5	6-20	21-50	51-100	FIG. NO.	ITEM NO.
X2 0 7 05176		DOOR A123544 (70281) (Used with HEATER and BOX ASSEMBLY , Stock No. (70281) A123440, only)		EA	1						162
X2 0 05177		DOOR STOP ASSEMBLY, RIGHT HAND A12343 (70281) (Used with HEATER and BOX ASSEMBLY, Stock No. (70281) A123488, only)		EA	1					162	36
X2 0 05178		ELBOW, EXHAUST A123090 (70281) (Used with HEATER and BOX ASSEMBLY, Stock No. (70281) A123488, only)		EA	1					162	28
X2 0 05179		GROMMET, RUBBER 2281 (70485) (Used with HEATER and BOX ASSEMBLY, Stock No. (70281) A12340, only)		EA	1	SEE	GRP	9901		162	14
X2 0 05180		GROMMET, RUBBER 2864 (70485) (Used with HEATER and BOX ASSEMBLY, Stock No. (70281) A123440, only)		EA	1					162	15
X2 0 05181		HEATER ASSEMBLY, COOLANT: carrier and crane E51555G3 (465225)		EA	2					162	25
X2 0 05182		BASE ASSEMBLY, heater mtg C5159701 (46522)		EA	2					162	20
X2 0 05183		CONTROL ASSEMBLY, HEATER D50869G3 (46522)		EA	2	SEE	GRP	9901		151	
X1 05184		BASE ASSEMBLY: control head C50822G2-2 (46522)		EA	2					151	10
X2 0 05185		BASE ASSEMBLY, RELAY MOUNTING D50816G1 (46522)		EA	2					151	
X1 05186		BASE, RELAY, MOUNTING B50866G1-2 (46522)		EA	2					151	30
X2 0 05187		GROMMET, RUBBER B50035G3 (46522)		EA	4	SEE	GRP	9901		151	11
0 05188	5310-013-4530	NUT, PLAIN, HEXAGON: socket mtg		EA	4	*	*	*	*	151	33
0 05189	5310-013-4530	NUT, PLAIN, HEXAGON: terminal board mtg		EA	4	*	*	*	*	151	33
0 05190	5305-206-8302	SCREW, MACHINE: base mtg		EA	4	*	*	*	*		
0 05191	5305-984-4989	SCREW, MACHINE: socket mtg		EA	4	*	*	*	*	151	28
0 05192	5305-984-4989	SCREW: MACHINE: terminal board mtg		EA	4	*	*	*	*	151	28
0 05193	5305-855-0969	SCREW TAPPING, THREAD CUTTING: socket mtg		EA	8	*	*	*	*	151	22
X2 0 05194		SOCKET, RELAY A50290G2 (46522)		EA	2					151	41
X2 0 05195		SOCKET, SHIELD TYPE: relay mtg A50238G1 (46522)		EA	4					151	5
X2 0 05196		SPACER, SLEEVE A50551G1 (46522)		EA	4					151	27
X2 0 05197		TERMINAL BOARD A5023801 (46522)		EA	2					151	31
0 05198	5310-017-8349	WASHER, LOCK: socket mtg		EA	4					151	32
X2 0 05199		CAP, COIL A5203201-1 (46522)		EA	2					151	26
X2 0 05200		CLAMP, HOSE A50210G1 (46522)		EA	2					151	18

(1) SMR CODE	(2) FEDERAL STOCK NUMBER	(3) DESCRIPTION  REF NUMBER & MFR CODE	(4) UNIT OF MEAS	(5) QTY INC IN UNIT	(6) 15-DAY ORGANIZATIONAL MAINTENANCE ALW				(7) ILLUS- TRATION	
					(a)	(b)	(c)	(d)	(a)	(b)
					1-5	6-20	21-50	51-100	FIG. NO.	ITEM NO.
P 0 05201	4520-854-3589	COIL, IGNITER B53170G2 (46522)	EA	2		SEE	GRP	9901	151	40
X2 0 05202		ELBOW, PIPE A363-1522 (46522)	EA	2					151	37
X2 0 05203		GROMMET, RUBBER B50035G3 (46522)	EA	2		SEE	GRP	9901	151	11
0 05204	5310-808-9719	NUT, PLAIN, CAP: resistor mtg	EA	2	*	*	*	*	151	43
X2 0 05205		RECEPTACLE ASSEMBLY, HEATER B5093901 (46522)	EA	2					151	21
P 0 05206	2920-706-7499	RELAY, ARMATURE B50232G15 (46522)	EA	2		SEE	GRP	9901	151	29
P 0 05207		RELAY: time preheat ad non-fire, 24v B50234G3 (46522)	EA	4		SEE	GRP	9901	151	4
P 0 05208	5905-779-6005	RESISTOR, VARIABLE A5092001 (46522)	EA	2		SEE	GRP	9901	151	42
0 05209	5305-989-7434	SCREW, MACHINE	EA	2						
0 05210	5305-582-8491	SCREW, MACHINE: valve mtg	EA	4	*	*	*	*	151	19
0 05211	5305-016-9464	SCREW, SELF-TAPPING: cap mtg	EA	2	*	*	*	*	151	24
0 05212	5305-855-0969	SCREW, TAPPING, THREAD FORMING receptacle mtg	EA	8	*	*	*	*	151	22
X2 0 05213		SHIELD, RELAY A50244G1 (46522)	EA	4					151	3
X2 0 05214		TEE, ADAPTER A19494G1 (46522)	EA	1					151	36
X2 0 05215		VALVE ASSEMBLY, REGULATOR C50956G3 (46522)	EA	2					151	39
0 05216	5310-017-8364	WASHER, LOCK: cap mtg	EA	1	*	*	*	*	151	25
X2 0 05217		WIRE ASSEMBLY B50553G6-2 (46522)	EA	2						
X2 0 05218		COVER, CONTROL HEAD B50060G1-2 (46522)	EA	2					151	1
P 0 05219	3805-872-9709	GASKET: spark plug A50219G1 (46522)	EA	2		SEE	GRP	9901	151	16
X2 0 05220		NOZZLE A18167G2 (46522)	EA	2					151	35
0 05221	5310-013-4530	NUT, PLAIN, HEXAGON	EA	2						
0 05222	5310-012-0614	NUT, PLAIN, HEXAGON: brass mtg	EA	4	*	*	*	*	162	12
X2 0 05223		NUT, TUBE COUPLING: brass A50064G1 (46522)	EA	2					151	8
0 05224	4730-289-2404	PLUG, PIPE: brass	EA	4	*	*	*	*	151	34
X2 0 05225		RETAINER, SWITCH A16494G1-2 (46522)	EA	2					151	14
0 05226	5305-042-0461	SCREW, ASSEMBLED WASHER: retainer mtg	EA	4	*	*	*	*	151	13
0 05227	5305-013-2900	SCREW, MACTINE: base mtg	EA	4	*	*	*	*	162	19
0 05228	5305-013-2900	SCREW, MACHINE: cover mtg, No. 10-32 thd size, 3/8 in. lg	EA	1	*	*	*	*	151	2
X2 0 05229		SLEEVE, CIOMPRESSION A50065G1 (46522)	EA	2					151	9

(1) SMR CODE	(2) FEDERAL STOCK NUMBER	(3) DESCRIPTION  REF NUMBER & MFR CODE	(4) UNIT OF MEAS	(5) QTY INC IN UNIT	(6) 15-DAY ORGANIZATIONAL MAINTENANCE ALW				(7) ILLUS- TRATION	
					(a)	(b)	(c)	(d)	(a)	(b)
					1-5	6-20	21-50	51-100	FIG. NO.	ITEM NO.
P 0 05230	4520-774-6129	SPARK, PLUG A50836G1 (46522)	EA	2		SEE	GRP	9901	151	38
P 0 05231	5930-475-5537	SWITCH, SENSITIVE B51726G2 (46522)	EA	2	*	*	*	*	151	6
P 0 05232	5930-843-3852	SWITCH, THERMOSTATIC A16201G3 (46522)	EA	2		SEE	GRP	9901	151	15
X2 0 05233		TUBE, FUEL A5024.83 (46522)	EA	2					151	7
0 05234	5310-913-4092	WASHER, FLAT: spark plug	EA	2	*	*	*	*	151	17
X2 0 05235		WIRE ASSEMBLY: coil to spark plug B52038G1 (46522)	EA	2					151	23
X2 0 05236		WIRE ASSEMBLY: limit switch to terminal 2 on flame switch B50914G6-2 (46522)	EA	2					151	12
X2 0 05237		LATCH, DOOR 1901D002 (70281) (Used with HEATER and BOX ASSEMBLY, Stock No. (70281) A123440, only)	EA	2		SEE	GRP	9901	162	9
0 05238	5310-732-0558	NUT, PLAIN, HEXAGON	EA	8	*	*	*	*	162	38
0 05239	5310-732-0558	NUT, PLAIN, HEXAGON: bar mtg, 3/8-16 thd size	EA	4	*	*	*	*	162	38
0 05240	5310-619-355	NUT, PLAIN, HEXAGON: door mtg (Used with HEATER and BOX ASSEMBLY, Stock No. (70281) 123440, only)	EA	5	*	*	*	*	162	35
0 05241	5310-176-8137	NUT, PLAIN, HEXAGON: door stop attaching (Used with HEATER and BOX ASSEMBLY, Stock No. (70281) A12340, only)	EA	2	*	*	*	*	162	12
0 05242	5310-619-3555	NUT, PLAIN, HEXAGON: door stop mtg (Used with HEATER and BOX ASSEMBLY, Stock No. (70281) A123440, only)	EA	2	*	*	*	*	162	35
0 05243	5310-176-8137	NUT, PLAIN, HEXAGON: latch mtg (Used with HEATER and BOX ASSEMBLY, Stock No. (70281) A123440, only)	EA	4	*	*	*	*	162	12
X2 0 05244		NUT, SELF-LOCKING, HEXAGON 0209S003 (70281m)	EA	8					162	26
0 05245	5305-068-0502	SCREW, CAP, HEXAGON HEAD: door stop mtg (Used with HEATER and BOX ASSEMBLY, Stock No. (70281) A123440, only)	EA	2	*	*	*	*	162	13
0 05246	5305-560-9647	SCREW, CAP, HEXAGON HEAD: mtg (Used with HEATER and BOX ASSEMBLY, Stock No. (70281) A123440, only)	EA	5	*	*	*	*	162	8
0 05247	5305-560-9647	SCREW, MACHINE: door stop mtg (Used with HEATER and BOX ASSEMBLY, Stock No. (70281) A123440, only)	EA	2	*	*	*	*	162	10
0 05248	5305-560 9947	SCREW, MACHINE: latch mtg (Used with HEATER and BOX ASSEMBLY, Stock No. (70281) A123440, only)	EA	4	*	*	*	*	162	10
0 05249	5305-879-7941	SCREW, TAPPING, THREAD FORMING: exhaust elbow mtg (Used with HEATER and BOX ASSEMBLY, Stock No. (70281) A123488, only)	EA	2	*	*	*	*	162	39
X2 0 05250		SPRING 0801S91 (70281)	EA	8		SEE	GRP	9901	162	24
X2 0 05251		WASHER, CUP 0301S010 (70281)	EA	16		SEE	GRP	9901	162	23
0 05252	5310-080-6004	WASHER, FLAT	EA	20	*	*	*	*	162	22

(1) SMR CODE	(2) FEDERAL STOCK NUMBER	(3) DESCRIPTION  REF NUMBER & MFR CODE	(4) UNIT OF MEAS  USABLE ON CODE	(5) QTY INC IN UNIT	(6) 15-DAY ORGANIZATIONAL MAINTENANCE ALW				(7) ILLUS- TRATION	
					(a)	(b)	(c)	(d)	(a)	(b)
					1-5	6-20	21-50	51-100	FIG. NO.	ITEM NO.
0 05253	5310-261-7340	WASHER, LOCK	EA	8	*	*	*	*	162	37
0 05254	5310-261-7340	WASHER, LOCK: bar mtg	EA	4	*	*	*	*	162	37
0 05255	5310-010-3319	WASHER, LOCK: door mtg (Used with HEATER and BOX ASSEMBLY, Stock No. (70281) A123440, only)	EA	5	*	*	*	*	162	30
0 05256	5310-045-3296	WASHER, LOCK: door stop mtg (Used with HEATER and BOX ASSEMBLY, Stock No. (70281) A123440, only)	EA	2	*	*	*	*	162	11
0 05257	5310-010-3319	WASHER, LOCK: door stop mtg (Used with HEATER and BOX ASSEMBLY, Stock, No. (70281) A123440, only)	EA	2	*	*	*	*	162	30
0 05258	5310-045-3296	WASHER, LOCK: latch mtg (Used with HEATER and BOX ASSEMBLY, Stock No. (70281) A123440, only)	EA	4	*	*	*	*	162	11
X2 0 05259		HEATER AND BOX ASSEMBLY: crane A123488 (70281) (Components same as HEATER and BOX ASSEMBLY, Stock No. 70281 ) A123440, except where annotated)	EA	1					162	
X2 0 05260		HOSE ASSEMBLY: carrier coolant pump to engine heater A123589 (70281)	EA	1					161	12
0 05261	4730-374-6947	MANUFACTURE FROM: ADAPTER, MALE	EA	1	*	*	*	*		
0 05262	4730-203-3553	FITTING, SWIVEL	EA	1	*	*	*	*		
0 05263	4720-235-4133	HOSE, RUBBER (3 ft, 1 in. required)	EA	1		SEE	GRP	9501		
P 0 05264		HOSE ASSEMBLY: carrier engine heater to heater fuel pump A123516 (7021 ) MANUFACTURE FROM:	EA	1					160	3
X2 0 05265		FITTING, STRAIGHT 2203B530 (70281)	EA	1						
X2 0 05266		FITTING, SWIVEL 2203B510 (70281)	EA	1						
P 0 05267	4720-684-0260	HOSE, RUBBER (7ft, 8 in. required)	FT			SEE	GRP	9501		
X2 0 05268		HOSE ASSEMBLY: carrier engine heater to oil pan A123592 (70281) MANUFACTURE FROM:	EA	1					161	28
0 05269	4730-374-6947	ADAPTER, MALE	EA	2	*	*	*	*		
P 0 05270	4720-235-4133	HOSE, RUBBER (7 ft, 9 in. required)	FT			SEE	GRP	9501		
M 0 05271		HOSE ASSEMBLY: carrier engine to coolant pump A123588 (70281) MANUFACTURE FROM:	EA	1					161	20
0 05272	4730-3-6974	ADAPTER	EA	1	*	*	*	*		
0 05273	4730-203-3553	FITTING, SWIVEL	EA	1	*	*	*	*		
P 0 05274	4720-379-0086	HOSE, RUBBER 11 1/2 in. required)	FT			SEE	GRP	9501		
M 0 05275		HOSE ASSEMBLY: carrier fuel filter to heater fuel pumps A123510 (70281) MANUFACTURE FROM:	EA	2					160	14
X2 0 05276	4730-253-0640	FITTING, STRAIGHT 2203B530 (70281)	EA	2						
X2 0 05277	4720-253-5512	FITTING, SWIVEL 2203B510 (70281)	EA	2						
P 0 05278	4720-684-0260	HOSE, RUBBER (4 ft, 7 in. required)	FT			SEE	GRP	9501		

(1) SMR CODE	(2) FEDERAL STOCK NUMBER	(3) DESCRIPTION  REF NUMBER & MFR CODE	(4) UNIT OF MEAS	(5) QTY INC IN UNIT	(6) 15-DAY ORGANIZATIONAL MAINTENANCE ALW				(7) ILLUS- TRATION	
					(a)	(b)	(c)	(d)	(a)	(b)
					1-5	6-20	21-50	51-100	FIG. NO.	ITEM NO.
M 0 05279		HOSE ASSEMBLY: carrier heater fuel pump to fresh air heater A123512 (70281) MANUFACTURE FROM:	EA	1					160	8
X2 0 05280		FITTING, STRAIGHT 2203B530 (70281)	EA	1						
X2 0 05281		FITTING, SWIVEL 2203B510 (70281)	EA	1						
P 0 05282	4720-684-0260	HOSE, RUBBER (3 ft required)	FT			SEE	GRP	9501		
M 0 05283		HOSE ASSEMBLY: carrier oil pan to engine A123593 (70281) MANUFACTURE FROM:	EA	1					161	9
0 05284	4730-374-6947	ADAPTER, MALE	EA	1	*	*	*	*		
0 05285	4730-203-3553	FITTING, SWIVEL	EA	1	*	*	*	*		
P 0 05286	4720-235-4133	HOSE RUBBER (21 in. required)	FT			SEE	GRP	9501		
M 0 05287		HOSE ASSEMBLY: crane engine heater to heater coolant pump A123595 (70281) MANUFACTURE FROM:	EA	1					158	9
0 05288	4730-374-6947	ADAPTR, MALE	EA	2						
P 0 05289	4720-379-0086	HOSE, RUBBER (35 in. required)	FT			SEE	GRP	9501		
M 0 05290		HOSE ASSEMBLY: crane engine heater to oil pan A123596 (70281) MANUFACTURE FROM:	EA	1					158	20
0 05291	4730-374-6947	ADAPTER, MALE	EA	2	*	*	*	*		
P 0 05292	4720-235-4133	HOSE, RUBBER (32 in. required)	FT			SEE	GRP	9501		
M 0 05293		HOSE ASSEMBLY: crane engine to heater coolant pump A123594 (70281) MANUFACTUE FROM:	EA	1					158	5
0 05294	4730-37-6947	ADAPTER	EA	1	*	*	*	*		
X2 0 05295		FITTING, SWIVEL 411-12 (01276)	EA	1						
P 0 05296	4720-379-0086	HOSE, RUBBER (10 in. required)	FT			SEE	GRP	9501		
M 0 05297		HOSE ASSEMBLED: crane engine to oil pan A123597 (70281) MANUFACTURE FROM:	EA	1					158	22
0 05298	4730-374-6947	ADAPTER, MALE	EA	1	*	*	*	*		
0 05299	4730-203-3553	FITTING, SWIVEL	EA	1	*	*	*	*		
P 0 05300	4720-235-4133	HOSE, RUBBER (15 in. required)	FT			SEE	GRP	9501		
M 0 05301		HOSE ASSEMBLY: crane fuel tank to heater fuel pump A123511 (70281) MANUFACTURE FROM:	EA	2					159	20
X2 0 05302		FITTING, STRAIGHT 2203B530 (70281)	EA	2						
X2 0 05303		FITTING, SWIVEL 2203B510 (70281)	EA	2						
P 0 05304	4720-684-0260	HOSE, RUBBER (27 in. required for each HOSE)	FT			SEE	GRP	9501		
M 0 05305		HOSE ASSEMBLY: crane heater fuel pump to engine heater A123517 (70281) MANUFACTURE FROM:	EA	1					159	2
X2 0 05306		FITTING, STRAIGHT 2203B530 (70281)	EA	1						

(1) SMR CODE	(2) FEDERAL STOCK NUMBER	(3) DESCRIPTION  REF NUMBER & MFR CODE	(4) UNIT OF MEAS	(5) QTY INC IN UNIT	(6) 15-DAY ORGANIZATIONAL MAINTENANCE ALW				(7) ILLUS- TRATION	
					(a)	(b)	(c)	(d)	(a)	(b)
					1-5	6-20	21-50	51-100	FIG. NO.	ITEM NO.
X2 0 05307		FITTING, SWIVEL 2203B510 (70281)	EA	1						
P 0 05308	4720-684-0260	HOSE, RUBBER (13 in. required)	FT			SEE	GRP	9501		
M 0 05309		HOSE ASSEMBLY: crane heater fuel pump to fresh air heater A123513 (70281) MANUFACTURE FROM	EA	1					159	26
X2 0 05310		FITTING, STRAIGHT 2203B530 (70281)	EA	1						
X2 0 05311		FITTING, SWIVEL 2203B510 (70281)	EA	1						
P 0 05312	4720-684-0260	HOSE (5 ft, 8 in. required)	FT			SEE	GRP	9501		
X2 0 05313		HOSE COVER ASSEMBLY: carrier A123039 (70281)	EA	1					153	17
X2 0 05314		INSULATION, SIDE LONG 128701 (70281)	EA	1						
X2 0 05315		INSULATION, SIDE SHORT 128702 (70281)	EA	1						
X2 0 05316		INSULATION, TOP 123039 (70281)	EA	1						
M 0 05317		HOSE, DRAIN: carrier coolant heater 0702V010 (70281) MANUFACTURE FROM:	EA	1					161	1
P 0 05318	4720-235-4123	HOSE, RUBBER (30 in. required)	FT			SEE	GRP	9501		
M 0 05319		HOSE, DRAIN: crane 0702V010 (70281) MANUFACTURE FROM:	EA	1					158	15
P 0 05320	4720-235-4123	HOSE, RUBBER (14 in. required)	FT			SEE	GRP	9501		
X2 0 05321		INSULATION: carrier 128787 (70281)	EA	1					153	12
X2 0 05322		LATCH: crane	EA	1					155	43
0 05323	4730-196-1993	NIPPLE: crane	EA	1	*	*	*	*	158	23
0 05324	4730-196-2006	NIPPLE: crane	EA	1	*	*	*	*	158	13
0 05325	5935-329-4607	NIPPLE, PIPE: carrier	EA	24						
X2 0 05326		NIPPLE, PIPE: carrier 2210B177 (70281)	EA	3					161	6
X2 0 05327		NIPPLE, PIPE: carrier 2210B14. (70281)	EA	1					161	21
0 05328	4730-230-1996	NIPPLE, PIPE: carrier	EA	2	*	*	*	*	160	19
X2 0 05329		NIPPLE, PIPE: carrier 2210B002 (70281)	EA	1					160	24
X2 0 05330		NIPPLE, PIPE: carrier 2210B113 (70281)	EA	2					161	10
X2 0 05331		NIPPLE, PIPE: crane 2210B002 (70281)	EA	2					159	25
0 05332	4730-230-1996	NIPPLE, PIPE: crane	EA	1	*	*	*	*	159	15
X2 0 05333		NIPPLE, PIPE: crane 2210B008 (70281)	EA	1					159	12
0 05334	4730-222-1839	NIPPLE, PIPE: crane	EA	1	*	*	*	*	158	3



(1) SMR CODE	(2) FEDERAL STOCK NUMBER	(3) DESCRIPTION  REF NUMBER & MFR CODE	(4) UNIT OF MEAS	(5) QTY INC IN UNIT	(6) 15-DAY ORGANIZATIONAL MAINTENANCE ALW				(7) ILLUS- TRATION	
					(a)	(b)	(c)	(d)	(a) FIG. NO.	(b) ITEM NO.
					1-5	6-20	21-50	51-100		
X2 0 05335		NIPPLE, PIPE: crane 2210B113 (70281)	EA	2					158	21
0 05336	4730-015-2360	NIPPLE, PIPE: crane	EA	4	*	*	*	*	158	8
X2 0 05337		NIPPLE, PIPE: crane 2210B117 (70281)	EA	1					158	14
X2 0 05338		NIPPLE, QUICK DISCONNECT: carrier PEN2F (78357)	EA	2		SEE	GRP	9901	160	9
X2 0 05339		NIPPLE, QUICK DISCONNECT: carrier VEN12FHG (78357)	EA	2		SEE	GRP	9901	161	13
X2 0 05340		NIPPLE, QUICK DISCONNECT: crane VEN12FHG (78357)	EA	2		SEE	GRP	9901	158	12.
X2 0 05341		NIPPLE, QUICK DISCONNECT: crane PEN2F (78357)	EA	2		SEE	GRP	9901	159	24
X2 0 05342		NIPPLE, QUICK DISCONNECT: crane VEN12FHG (78357)	EA	2		SEE	GRP	9901	158	21
0 05343	5310-619-3555	NUT, PLAIN, HEXAGON: bracket mtg, crane	EA	2	*	*	*	*	154	
0 05344	5310-732-0558	NUT, PLAIN, HEXAGON: bracket mtg, crane	EA	1	*	*	*	*	154	33
0 05345	5310-619-3555	NUT, PLAIN, HEXAGON: bumper mtg, crane	EA	6	*	*	*	*	154	14
0 05346	5310-619-3555	NUT, PLAIN, HEXAGON: carrier	EA	1	*	*	*	*	160	4
0 05347	5310-619-3555	NUT, PLAIN, HEXAGON, carrier	EA	4	*	*	*	*	161	15
0 05348	5310-732-0558	NUT, PLAIN, HEXAGON: carrier engine heater and box assembly mtg	EA	6	*	*	*	*	162	38
0 05349	5310-619-3555	NUT, PLAIN, HEXAGON: channel mtg, crane	EA	11	*	*	*	*	155	39
0 05350	5310-619-3555	NUT, PLAIN, HEXAGON: channel mtg, crane	EA	8	*	*	*	*	155	39
0 05351	5310-619-3555	NUT, PLAIN, HEXAGON: channel mtg, crane	EA	12	*	*	*	*	154	14
0 05352	5310-619-3555	NUT, PLAIN, HEXAGON: clamp mtg, carrier	EA	2	*	*	*	*	160	4
0 05353	5310-619-3555	NUT, PLAIN, HEXAGON: clip mtg, carrier	EA	2	*	*	*	*		
0 05354	5310-619-3555	NUT, PLAIN, HEXAGON: closure mtg, crane	EA	5	*	*	*	*	156	2
0 05355	5310-012-0361	NUT, PLAIN, HEXAGON: closure mtg, crane	EA	1	*	*	*	*	156	18
0 05356	5310-732-0558	NUT, PLAIN, HEXAGON: crane	EA	4	*	*	*	*		
0 05357	5310-543-2629	NUT, PLAIN, HEXAGON: door mtg, crane	EA	1	*	*	*	*	155	14
0 05358	5310-543-2629	NUT, PLAIN, HEXAGON: fuel pump and bracket mtg, carrier	EA	2	*	*	*	*	160	28
0 05359	5310-619-3555	NUT, PLAIN, HEXAGON: fuel pump and bracket mtg, crane	EA	2	*	*	*	*	159	7
0 05360	5310-732-0558	NUT, PLAIN, HEXAGON: heater and box assembly mtg, crane	EA	8	*	*	*	*	162	38
0 05361	5310-619-3555	NUT, PLAIN, HEXAGON: hose cover mtg, carrier	EA	11	*	*	*	*	153	14
0 05362	5310-543-2629	NUT, PLAIN, HEXAGON: latch mtg, crane	EA	2	*	*	*	*	155	14
0 05363	5310-619-3555	NUT, PLAIN, HEXAGON: retainer mtg, carrier	EA	8	*	*	*	*	161	15
0 05364	5310-619-3555	NUT, PLAIN, HEXAGON: retainer mtg, crane	EA	12	*	*	*	*	155	39
0 05365	5310-732-0558	NUT, PLAIN, HEXAGON: sill mtg, crane	EA	2	*	*	*	*	152	6
0 05366	5310-543-2629	NUT, PLAIN, HEXAGON: temp control box mtg, carrier	EA	4	*	*	*	*	153	5
0 05367	5310-543-2629	NUT, PLAIN, HEXAGON: temp control box mtg, crane	EA	2	*	*	*	*	153	5
X2 0 05368		PAD: crane	EA	1 128808 (70281)						

(1) SMR CODE	(2) FEDERAL STOCK NUMBER	(3) DESCRIPTION  REF NUMBER & MFR CODE	(4) UNIT OF MEAS  USABLE ON CODE	(5) QTY INC IN UNIT	(6) 15-DAY ORGANIZATIONAL MAINTENANCE ALW				(7) ILLUS- TRATION	
					(a)	(b)	(c)	(d)	(a)	(b)
					1-5	6-20	21-50	51-100	FIG. NO.	ITEM NO.
X2 0 05369		PAD: handwheel, crane 128806 (70281)	EA	1					156	12
X2 0 05370		PAD: rear wheel, crane 128807 (70281)	EA	1					156	23
X2 0 05371		PAD: superstructure opening for coolant nipple, crane 128780 (70281)	EA	1						
X2 0 05372		PAD: zerk lines, crane 128805 (70281)	EA	1					156	28
X2 0 05373		PLUG, BUTTON: superstructure, front corner, rh, crane 28-929 (70281)	EA	4					156	29
M 0 05374		POWER WIRE: coolant pump, carrier A123401 (70281)	EA	1						
		MANUFACTURE FROM:								
X2 0 05375	5935-320-4607	CONNECTOR DM6547 (81263)	EA	1						
X2 0 05376	5325-251-2121	GROMMET 1226R009 (70281)	EA	1						
X2 0 05377		SHELL, FEMALE DM6546 (81263)	EA	1						
X2 0 05378		TERMINAL DM51357 (81263)	EA	1						
X2 0 05379	594-143-4775	TERMINAL 35108 (04681)	EA	1						
P 0 05380	5975-335-2588	TUBE, FLEXIBLE, NONMETALLIC, ELECTRICAL (5 ft. required)	FT			SEE	GRP	9501		
P 0 05381	6145-192-3279	WIRE, ELECTRICAL(5 ft required)	FT			SEE	GRP	9501		
M 0 05382		POWER WIRE: crane engine heater to heater coolant pump A128751 (70281)	EA	1						
		MANUFACTURE FROM:								
X2 0 05383		ADAPTER, CONNECTOR DM6547 (81263)	EA	1						
X2 0 05384		GROMMET 1226R009 (70281)	EA	1						
X2 0 05385		SHIELD, ELECTRICAL CONNECTOR DM6546 (81263)	EA	1						
X2 0 05386		TERMINAL DM51357 (81263)	EA	1						
X2 0 05387		TERMINAL NUMBER 8 35108 (04618)	EA	1						
P 0 05388	5975-2847337	TUBE, FLEXIBLE, NONMETALLIC, ELECTRICAL (7ft required)	FT			SEE	GRP	9501		
P 0 05389	6145-192-3279	WIRE, ELECTRICAL (7 ft required)	FT			SEE	GRP	9501		
0 05390	4730-015-2296	REDUCER, PIPE: crane	EA	1	*	*	*	*	159	14
X2 0 05391		RETAINER ASSSEMBLY: gantry legs, crane A123534 (70281)	EA	2					155	
X1 05392		RETAINER 123533 (70281)	EA	2					155	21
X2 0 05393		SEAL, ENSOLITE 123534 (70281)	EA	2					155	23
X2 0 05394		RETAINER: gantry legs, crane 128703 (70281)	EA	2					155	22

(1) SMR CODE	(2) FEDERAL STOCK NUMBER	(3) DESCRIPTION  REF NUMBER & MFR CODE	(4) UNIT OF MEAS	(5) QTY INC IN UNIT	(6) 15-DAY ORGANIZATIONAL MAINTENANCE ALW				(7) ILLUS- TRATION	
					(a)	(b)	(c)	(d)	(a) FIG. NO.	(b) ITEM NO.
					1-5	6-20	21-50	51-100		
X2 0 05395		RETAINER ASSEMBLY: superstructure lh, crane A128738 (70281)	EA	1					156	
X1 05396		RETAINER 128738 (70281)	EA	1					156	8
X2 0 05397		SEAL 128739 (70281)	EA	1					156	9
X2 0 05398		RETAINER ASSEMBLY: superstructure rh, crane A128740 (70281)	EA	1					156	
X1 05399		RETAINER 128740 (70281)	EA	1					156	5
X2 0 05400		SEAL 128741 (70281)	EA	1					156	4
X2 0 05401		RETAINER: coolant heater cable and hose, carrier 123403 (70281)	EA	2					161	18
X2 0 05402		RETAINER: front door, bottom, lh, crane 128737 (70281)	EA	1					154	6
X2 0 05403		RETAINER: front door, bottom, rh, crane 128729 (70281)	EA	1					155	25
X2 0 05404		RETAINER: front door, opening, lh, crane 128717 (70281)	EA	1					154	24
X2 0 05405		RETAINER: front door, opening, top, lh, crane 128730 (70281)	EA	1					154	26
X2 0 05406		RETAINER: front door, rear, lh, crane 128723 (70281)	EA	1					154	36
X2 0 05407		RETAINER: front door, rear, lh, crane 128724 (70281)	EA	1					154	4
X2 0 05408		RETAINER: front door, rh, crane 128728 (70281)	EA	1					155	31
X2 0 05409		RETAINER: front door, top, lh, crane 128725 (70281)	EA	1					154	2
X2 0 05410		RETAINER: front window, sides, crane 128710 (70281)	EA	2					155	9
X2 0 05411		RETAINER: front window, top and bottom, crane 128709 (70281)	EA	2					155	8
X2 0 05412		RETAINER: rear door, bottom, lh, crane 128721 (70281)	EA	1					154	23
X2 0 05413		RETAINER: rear door, bottom, rh, crane 128727 (70281)	EA	1					155	33
X2 0 05414		RETAINER: rear door, lh, crane 128720 (70281)	EA	1					154	20
X2 0 05415		RETAINER: rear door, rh, crane 128726 (70281)	EA	1					155	36
X2 0 05416		RETAINER: rear sliding door, crane 128722 (70281)	EA	2					154	13
X2 0 05417		RETAINER: rear sliding door, opening, side crane 128718 (70281)	EA	2					154	11
X2 0 05418		RETAINER: rear sliding door, opening, top, crane 128719 (70281)	EA	1					154	9
0 05419	5320-012-2863	RIVET, TUBULAR: oval head, retainer mtg	EA	7	*	*	*	*	155	32
0 05420	5320-012-2863	RIVET, TUBULAR: oval head, retainer mtg	EA	4	*	*	*	*	154	21
0 05421	5320-13-6753	RIVET, TUBULAR: oval head, retainer mtg, crane	EA	8	*	*	*	*	154	8
X2 0 05422	5320-13-5753	RIVET, TUBULAR: oval head, retainer mtg, crane	EA	6					154	8

(1) SMR CODE	(2) FEDERAL STOCK NUMBER	(3) DESCRIPTION  REF NUMBER & MFR CODE	(4) UNIT OF MEAS	(5) QTY INC IN UNIT	(6) 15-DAY ORGANIZATIONAL MAINTENANCE ALW				(7) ILLUS- TRATION	
					(a)	(b)	(c)	(d)	(a) FIG. NO.	(b) ITEM NO.
					1-5	6-20	21-50	51-100		
X2 0 05423	5320-013-5753	RIVET, TUBULAR: oval head, retainer mtg, crane	EA	6					155	24
X2 0 05A24 0	5320-13-5753	RIVET, TUBULAR: oval head, retainer mtg, crane	EA	7					155	24
05425 0	5320-012-2863	RIVET, TUBULAR: oval head, retainer mtg, crane	EA	10	*	*	*	*	155	32
05426 X2 0 0527 0	5320-012-2863	RIVET, TUBULAR: oval head, retainer mtg, crane	EA	22	*	*	*	*	155	32
05428 X2 0 05A29	5320-013-5753	RIVET, TUBULAR: oval head, retainer mtg, crane	EA	5					155	32
X2 0 05430	5320-013-5753	RIVET, TUBULAR: oval head, retainer mtg, crane	EA	5	*	*	*	*	155	32
X2 0 05431	5320-013-5753	RIVET, TUBULAR: oval head, retainer mtg, crane	EA	12					154	21
X2 0 05432	5320-013-5753	RIVET, TUBULAR: oval head, retainer mtg, crane	EA	4					154	8
X2 0 05433	5301-013-5753	RIVET, TUBULAR: oval head, retainer mtg, crane	EA	10					154	8
X2 0 05434	5320-013-5753	RIVET, TUBULAR: oval head, retainer mtg, crane	EA	22					154	8
05435 0	5320- 013-5753	RIVET, TUBULAR: oval head, retainer mtg, crane	EA	9					154	8
05436 0	5320-012-2863	RIVET, TUBULAR: oval head, retainer mtg, 3/16 in. dia, 5/16 in. lg	EA	9	*	*	*	*	154	21
05437 0	5320-012-2863	RIVET, TUBULAR: oval head, retainer mtg, 3/16 in. dia, 5/16 in. lg	EA	12	*	*	*	*	154	21
05438 0	5305-619-3555	SCREW, CAP, HEXAGON HEAD: bracket mtg, crane	EA	2	*	*	*	*	154	18
05439 0	5305-068-0502	SCREW, CAP, HEXAGON HEAD: bumper mtg, crane	EA	6	*	*	*	*	154	18
05440 0	5305-071-2241	SCREW, CAP, HEXAGON HEAD: carrier	EA	1	*	*	*	*	160	12
05441 0	5305-068-0502	SCREW, CAP, HEXAGON HEAD: carrier	EA	3	*	*	*	*	161	19
05442 0	5305-270-7554	SCREW, CAP, HEXAGON HEAD: carrier engine heater and box assembly mtg	EA	6	*	*	*	*	162	40
05443 0	5305-068-0502	SCREW, CAP, HEXAGON HEAD: channel mtg, crane	EA	8	*	*	*	*	155	29
05444 0	5305-068-0502	SCREW, CAP, HEXAGON HEAD: channel mtg, crane	EA	11	*	*	*	*	155	29
05445 0	5305-068-0502	SCREW, CAP, HEXAGON HEAD: channel mtg, crane	EA	12	*	*	*	*	154	18
05446 0	5305-068-0502	SCREW, CAP, HEXAGON HEAD: clip mtg, carrier	EA	2	*	*	*	*		
05447 0	5305-068-0502	SCREW, CAP, HEXAGON HEAD: closure mtg, crane	EA	5	*	*	*	*	156	6
05448 0	5305-269-3211	SCREW, CAP, HEXAGON HEAD: coolant pump and bracket mtg	EA	2	*	*	*	*	157	10
05449 0	5305-017-9843	SCREW, CAP, HEXAGON HEAD: coolant pump and bracket mtg, crane	EA	2	*	*	*	*	157	10
05450 0	5305-068-0502	SCREW, CAP, HEXAGON HEAD: cover assembly mtg crane	EA	4	*	*	*	*	162	31
05451 0	5305-068-0502	SCREW, CAP, HEXAGON HEAD: fuel pump and bracket assembly mtg, crane	EA	2	*	*	*	*	159	8
05452 0	5305-068-0502	SCREW, CAP, HEXAGON HEAD: pipe cover mtg, crane	EA	5	*	*	*	*	162	31
05453 0	5305-068-0502	SCREW, CAP, HEXAGON HEAD: retainer mtg, carrier	EA	8	*	*	*	*	161	19
05454 0	5305-068-0502	SCREW, CAP, HEXAGON HEAD: retainer mtg, crane	EA	12	*	*	*	*	155	20
05455 0	5305-984-5689	SCREW, MACHINE: cab mtg, crane	EA	4	*	*	*	*		
05456 0	5305-984-6212	SCREW, MACHINE: closure mtg, crane	EA	4	*	*	*	*	156	14
05457 0	5305-984-6212	SCREW, MACHINE: closure mtg, crane	EA	1	*	*	*	*	156	14
05458 0	5305-984-5691	SCREW, MACHINE: sill mtg, crane	EA	2	*	*	*	*	152	4
05459 0	5305-052-8241	SCREW, TAPPING, ,THREAD FORMING: boot mtg, crane	EA	8	*	*	*	*	152	8
0458 0	5305-959-4159	SCREW, TAPPING, THREAD FORMING: channel mtg, crane	EA	6	*	*	*	*	154	28
05459	5305-959-4159	SCREW, TAPPING, THREAD FORMING: closure mtg	EA	4	*	*	*	*	156	21

(1) SMR CODE	(2) FEDERAL STOCK NUMBER	(3) DESCRIPTION  USABLE ON CODE	(4) UNIT OF MEAS	(5) QTY INC IN UNIT	(6) 15-DAY ORGANIZATIONAL MAINTENANCE ALW				(7) ILLUS- TRATION	
					(a) 1-5	(b) 6-20	(c) 21-50	(d) 51-100	(a) FIG. NO.	(b) ITEM NO.
0 05460	5305-959-4159	SCREW, TAPPING, THREAD FORMING: closure mtg, crane	EA	4	*	*	*	*	156	21
0 05461	5305-959-4159	SCREW, TAPPING, THREAD FORMING: closure mtg, crane	EA	2	*	*	*	*	156	21
0 05462	5305-959-4159	SCREW, TAPPING, THREAD FORMING: closure mtg, crane	EA	4	*	*	*	*	156	21
0 05463	5305-959-4159	SCREW, TAPPING, THREAD FORMING: cover attaching, crane	EA	8	*	*	*	*	156	21
0 05464	5305-959-4159	SCREW, TAPPING, THREAD FORMING: cover mtg, crane	EA	4	*	*	*	*	155	3
0 05465	5305-959-4159	SCREW, TAPPING, THREAD FORMING: cover mtg, crane	EA	4	*	*	*	*	156	21
0 05466	5305-959-4159	SCREW, TAPPING, THREAD FORMING: retainer mtg, crane	EA	8	*	*	*	*	156	21
0 05467	5305-879-7941	SCREW, TAPPING, THREAD FORMING: tube mtg, No. 10 1/2 in. lg	EA	10	*	*	*	*	153	19
X2 0 05468		SEAL: rear door, crane (4 ft, 4 3/4 in. required) 1214R017 (70281)	FT						154	37
X2 0 05469		SEAL, SILICONE: crane (18 1/2 in. required) 1212V007 (70281)	FT						154	1
X2 0 05470		SEAL, SILICONE: crane (31 in. required) 1212V007 (70281)	FT						154	22
X2 0 05471		SEAL, SILICONE: crane (27 3/4 in. required) 1212V007 (70281)	FT						155	26
X2 0 05472		SEAL, SILICONE: crane (31 in. required) 1212V007 (70281)	FT						155	34
X2 0 05473		SEAL, SILICONE: crane (35 3/4 in. required) 1212V007 (70281)	FT						154	5
X2 0 05474		SEAL, SILICONE: crane (26 in. required) 1212V007 (70281)	FT						155	7
X2 0 05475		SEAL, SILICONE: crane (8 it, 5 in. required) 1212V007 (70281)	FT						154	10
X2 0 05476		SEAL, SILICONE: crane (3 ft, 5 in. required) 1212V007 (70281)	FT						154	7
X2 0 05477		SEAL, SILICONE: crane (3 ft, 6 1/2 in. required) 1212V007 (70281)	FT						154	12
X2 0 05478		SILL: front door opening, lh, crane 123535 (70281)	EA	1					152	7
X2 0 05479		SPRING: crane 0801D085 (70281)	EA	1					155	15
X2 0 05480		STRIP, ENSOLITE, TYPE 1: crane, 1/8 thk, 1 w, 41 in. lg 128793 (70281)	EA	1					155	6
X2 0 05481		STRIP, ENSOLITE, TYPE 1: crane, 1/4 thk, 1 w, 38 1/2 in. lg 128792 (70281)	EA	2					155	5
X2 0 05482		STRIP, ENSOLITE, TYPE 1: crane, 1/8 thk, 1 w, 9 in. lg 128791 (70281)	EA	4					155	4
0 05483	4730-249-2029	TEE crane	EA	1	*	*	*	*	159	16
X2 0 05484		TEE: crane 2212B010 (70281)	EA	1					159	13
0 05485	4730-254-6238	TEE, PIPE: carrier	EA	2	*	*	*	*	161	5
0 05486	4730-249-2029	TEE, PIPE: carrier	EA	2	*	*	*	*	160	18
0 05487	4730-249-2067	TEE, PIPE: carrier	EA	1	*	*	*	*	161	22
0 05488	4730-249-2067	TEE, PIPE: crane	EA	1	*	*	*	*	158	7
X2 0 05489		TEE, PIPE: crane 2212B034 (70281)	EA	1					158	19

(1) SMR CODE	(2) FEDERAL STOCK NUMBER	(3) DESCRIPTION  REF NUMBER & MFR CODE	(4) UNIT OF MEAS	(5) QTY INC IN UNIT	(6) 15-DAY ORGANIZATIONAL MAINTENANCE ALW				(7) ILLUS- TRATION	
					(a)	(b)	(c)	(d)	(a)	(b)
					1-5	6-20	21-50	51-100	FIG. NO.	ITEM NO.
X2 0 05490		TEMPERATURE CONTOL BOX: carrier A128790 (70281)	EA	1					153	20
X2 0 05491		TEMPERATURE CONTROL BOX: carrier A123040 (70281)	EA	1					153	11
P 0 05492	2930-736-8539	THERMOSTAT ASSEMBLY: carrier A121279 (70281)	EA	1		SEE	GRP	9901	161	23
P 0 05493	2930-736-8539	THERMOSTAT ASSEMBLY: crane A121279 (70281)	EA	1		SEE	GRP	9901	158	6
M 0 05494		TUBING: battery box to temp control and temp control to duct and heat exchanger, crane 97360995 (70281)	EA	2					153	2
P 0 05495	4720-846-5116	MANUFACTURE FROM: HOSE, METAL (17 in. required)	FT			SEE	GRP	9501		
M 0 05496		TUBING: batter exhaust, crane 0736C005 (70281)	EA	1					153	6
P 0 05497	4720-846-5116	MANUFACTURE FROM: HOSE, METAL (3 ft; 4 in. required)	FT			SEE	GRP	9501		
M 0 05498		TUBING: temp control to battery box, carrier 0736C005 (70281)	EA	1					153	16
P 0 05499	4720-846-5116	MANUFACTURE FROM: HOSE, METAL (3 ft, 3 in. required)	FT			SEE	GRP	9501		
M 0 05500		TUBING: temp control to duct and heat exchanger, carrier 07360005 (70281)	EA	1					153	10
P 0 05501	4720-846-5116	MANUFACTURE FROM: HOSE, METAL (27 in. required)	FT			SEE	GRP	9501		
X2 0 05502		VALVE, RELIEF: carrier 53L (79227)	EA	1		SEE	GRP	9901	161	4
X2 0 05503		VALVE, RELIEF: coolant heater, crane 53L (79227)	EA	1		SEE	GRP	9901	158	18
X2 0 05504		WASHER, CUP: crane 0301D010 (70281)	EA	2		SEE	GRP	9901	155	13
0 05505	5310-050-2233	WASHER, FLAT: heater and box assembly, crane	EA	8	*	*	*	*	162	22
0 05506	5310-147-2065	WASHER, FLAT: hose cover mtg, carrier	EA	1					153	15
X2 0 05507	5310-044-6210	WASHER, FLAT: temp control box mtg, carrier	EA	4					153	9
0 05508	5310-010-3319	WASHER, LOCK: bracket mtg, crane	EA	2	*	*	*	*	154	15
0 05509	5310-261-7340	WASHER, LOCK: bracket mtg, crane	EA	1					154	32
0 05510	5310-010-3319	WASHER, LOCK: bracket mtg, crane	EA	6	*	*	*	*	154	15
0 05511	5310-010-3319	WASHER, LOCK: carrier	EA	1	*	*	*	*	160	
0 05512	5310-010-3319	WASHER, LOCK: carrier	EA	4	*	*	*	*	161	16
0 05513	5310-261-7340	WASHER, LOCK: carrier , engine heater and box assembly mtg	EA	6	*	*	*	*	162	37
0 05514	5310-010-3319	WASHER, LOCK: channel mtg, crane	EA	8	*	*	*	*	155	40
0 05515	5310-010-3319	WASHER, LOCK: channel, mtg, crane	EA	11	*	*	*	*	155	40
0 05516	5310-010-3319	WASHER, LOCK: channel mtg, crane	EA	12	*	*	*	*	154	15
0 05517	5310-010-3319	WASHER, LOCK: clamp mtg, carrier	EA	2	*	*	*	*	160	5
0 05518	5310-010-3319	WASHER, LOCK: clip mtg, carrier	EA	2	*	*	*	*		
X2 0 05519	5310-017-8378	WASHER, LOCK: closure mtg, crane	EA	4					156	15
0 05520	5310-010-3319	WASHER, LOCK: closure mtg, crane	EA	5	*	*	*	*	156	1

(1) SMR CODE	(2) FEDERAL STOCK NUMBER	(3) DESCRIPTION  REF NUMBER & MFR CODE	(4) UNIT OF MEAS  USABLE ON CODE	(5) QTY INC IN UNIT	(6) 15-DAY ORGANIZATIONAL MAINTENANCE ALW				(7) ILLUS- TRATION	
					(a)	(b)	(c)	(d)	(a)	(b)
					1-5	6-20	21-50	51-100	FIG. NO.	ITEM NO.
0 05521	5310-045-3296	WASHER, LOCK: closure mtg, crane	EA	1	*	*	*	*	156	19
0 05522	5310-017-8554	WASHER, LOCK: coolant and bracket mtg	EA	2	*	*	*	*	157	9
0 05523	5310-010-3319	WASHER, LOCK: cover assembly mtg, crane	EA	4	*	*	*	*	162	30
0 05524	5310-261-7340	WASHER, LOCK: crane	EA	4	*	*	*	*		
0 05525	5310-010-3320	WASHER, LOCK: floor pan mtg, crane	EA	11	*	*	*	*	163	6
0 05526	5310-017-8535	WASHER, LOCK: fuel pump and mtg, carrier	EA	4	*	*	*	*	160	27
0 05527	5310-017-3124	WASHER, LOCK: fuel pump and bracket mtg, crane	EA	4	*	*	*	*	159	6
0 05528	5310-261-7340	WASHER, LOCK: heater and box assembly mtg, crane	EA	8	*	*	*	*	160	37
0 05529	5310-010-3319	WASHER, LOCK: hose cover mtg, carrier	EA	11	*	*	*	*	153	13
0 05530	5310-017-8554	WASHER, LOCK, IET: coolant pump and bracket mtg, crane	EA	4	*	*	*	*	157	9
0 05531	5310-010-3320	WASHER, LOCK: latch mtg, crane	EA	12	*	*	*	*	155	41
0 05532	5310-010-3319	WASHER, LOCK: pipe cover mtg, crane	EA	5	*	*	*	*	162	30
0 05533	5310-010-3319	WASHER, LOCK: retainer mtg, carrier	EA	8	*	*	*	*	161	16
0 05534	5310-010-3319	WASHER, LOCK: retainer mtg, crane	EA	12	*	*	*	*	155	40
0 05535	5310-261-7340	WASHER, LOCK: sill mtg, crane	EA	2	*	*	*	*	152	5
0 05536	5310-010-3320	WASHER, LOCK: temp control box mtg, carrier	EA	4	*	*	*	*	153	4
0 05537	5310-010-3320	WASHER, LOCK: temp control box mtg, crane	EA	2	*	*	*	*	153	4
M 05538		WEATHERSTRIP: crane 1213V127 (70281) MANUFACTURE FROM:	EA	1					154	25
P 05539	5680-527-8417	WEATHERSTRIP, RUBBER (4 ft, 9 in. required)	FT		SEE	GRP	9501			
M 05540		WEATHERSTRIP: crane 1213V127 (70281) MANUFACTURE FROM:	EA	1					154	27
P 05541	5680-527-8417	WEATHERSTRIP, RUBBER (16 in. required)	FT		SEE	GRP	9501			
M 05542		WEATHERSTRIP: crane 1213V127 (70281) MANUFACTURE FROM:	EA	1					154	19
P 05543	5680-527-8417	WEATHERSTRIP, RUBBER (4 ft, t4 in. required)	FT		SEE	GRP	9501			
M 05544		WEATHERSTRIP: crane 1213V127 (70281) MANUFACTURE FROM:	EA	1					155	27
P 05545	5680-527-8417	WEATHERSTRIP, RUBBER (32 1/2 in. required)	FT		SEE	GRP	9501			
X 05546		WEATHERSTRIP: crane 1213V127 (70281) MANUFACTURE FROM:	EA	1					155	35
P 05547	5680-527-8417	WEATHERSTRIP, RUBBER (3 ft, 1/2 in. required)	EA	8	SEE	GRP	9501			
M 05548		WEATHERSTRIP: crane 1213V127 (70281) MANUFACTURE FROM:	EA	1					154	3
P 05549	5680-527-8417	WEATHERSTRIP, RUBBER (5 ft, 6 in required)	FT		SEE	GRP	9501			
M 05550		WEATHERSTRIP: crane 1213V127 (70281) MANUFACTURE FROM:	EA	2					155	10
P 05551	5680-527-8417	WEATHERSTRIP, RUBBER (6 ft, 1 in. required)	FT		SEE	GRP	9501			

(1) SMR CODE	(2) FEDERAL STOCK NUMBER	(3) DESCRIPTION  USABLE ON CODE	(4) UNIT OF MEAS	(5) QTY INC IN UNIT	(6) 15-DAY ORGANIZATIONAL MAINTENANCE ALW				(7) ILLUS- TRATION	
					(a)	(b)	(c)	(d)	(a) FIG. NO.	(b) ITEM NO.
					1-5	6-20	21-50	51-100		
M 0 05552		WEATHERSTRIP: crane 1213V127 (70281) MANUFACTURE FROM:	EA	1					155	11
P 0 05553	5680-527-8417	WEATHERSTRIP, RUBBER (26 in. required)	FT			SEE	GRP	9501		
05554		GROUP 50 - PNEUMATIC EQUIPMENT								
05555		5000 - AIR COMPRESSOR ASSEMBLY								
P 0 05556		AIR COMPRESSORS: crane 275550 (06853)	EA	1	*	*	*	*	164	4
P 0 05557	2910-736-8538	GOVERNOR 275933 (06853)	EA	1	*	*	*	*	164	5
X2 0 05558		STRAINER 225710 (06853)	EA	1		SEE	GRP	5008		
0 05559	5306-021-6306	BOLT, MACHINE: governor mtg, crane	EA	2	*	*	*	*	164	7
X2 0 05560		BRACKET, COMPRESSOR MOUNTING: crane 680810 (02280)	EA	1					164	32
0 05561	5310-732-0558	NUT, HEXAGON: compressor mtg, crane	EA	4	*	*	*	*	164	34
X2 0 05562		SCREW, CAP, HEXAGON HEAD: compressor mtg, crane 802293 (02280)	EA	4					164	31
0 05563	5310-261-7340	WASHER, LOCK: compressor mtg, crane	EA	4	*	*	*	*	164	35
0 05564	5310-010-3320	WASHER, LOCK: governor mtg, crane	EA	2	*	*	*	*	164	6
0 05565	5310-809-3079	WASHER, PLAIN: compressor mtg, crane	EA	4	*	*	*	*	164	33
05566		5002 - CRANKSHAFT								
0 05567	5315-033-4676	KEY, WOODRUFF: crane	EA	1	*	*	*	*	164	30
0 05568	5310-208-3508	NUT, SLOTTED, HEXAGON: crankshaft, crane	EA	1	*	*	*	*	164	2
0 05569	5315-839-5822	PIN, COTTER: crane	EA	1	*	*	*	*	164	1
05570		5006 - LUBRICATION SYSTEM								
X2 0 05571		BREATHING: crane 235628 (06853)	EA	1					164	38
X2 0 05572		PLUG, OIL FILTER GAGE: crane 235938 (06853)	EA	1					164	40
X2 0 05573		PLUG, PIPE: crane 233008 (06853)	EA	1					164	9
05574		5007 - COMPRESSOR DRIVE								
X2 0 05575		PULLY: crane 235796 (06853)	EA	1					164	3
P 0 05576	3030-736-8528	V BELT: compressor drive, crane 780909-23 (24161)	EA	1	*	*	2	2	164	29
05577		5008 - AIR INTAKES								
X2 0 05578		ADAPTER, INTAKE: crane 236560 (06853)	EA	1					164	21
P 0 05579	4310-576-3717	GASKET: crane 235627 (06853)	EA	2	*	*	2	2	164	22
0 05580	5305-013-2867	SCREW, MACHINE: strainer mtg, crane	EA	2	*	*	*	*	164	27
X2 0 05581		STRAINER: crane 225710 (06853)	EA	1					164	
X1 05582		BAFFLE 235624 (06853)	EA	1						

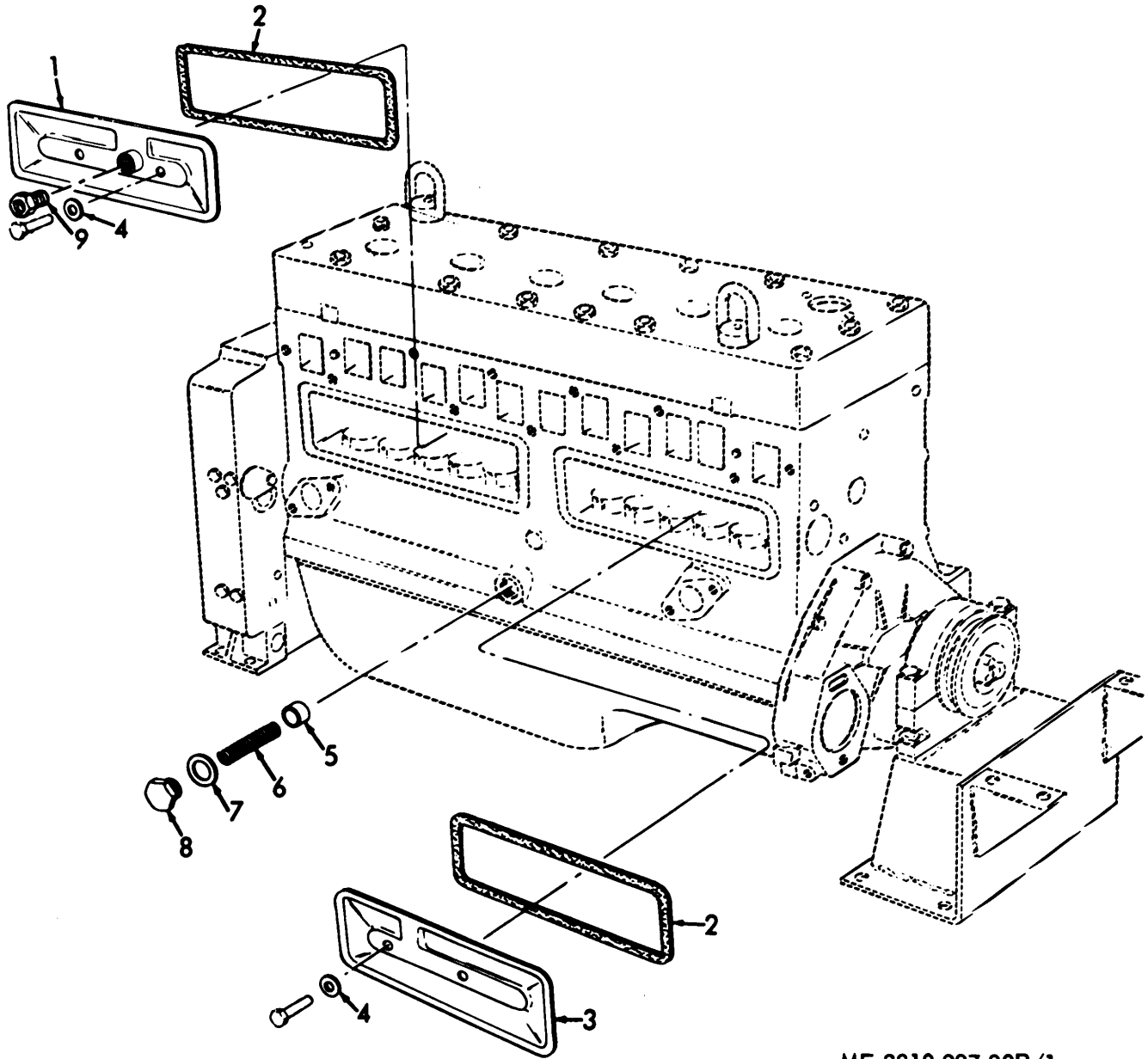


(1) SMR CODE	(2) FEDERAL STOCK NUMBER	(3) DESCRIPTION  REF NUMBER & MFR CODE	(4) UNIT OF MEAS	(5) QTY INC IN UNIT	(6) 15-DAY ORGANIZATIONAL MAINTENANCE ALW				(7) ILLUS- TRATION	
					(a)	(b)	(c)	(d)	(a) FIG. NO.	(b) ITEM NO.
					1-5	6-20	21-50	51-100		
X1 05583		BODY 235622 (06853)	EA	1					164	23
X2 0 05584		COVER 235623 (06853)	EA	1					164	25
X1 05585		COVER ASSEMBLY 225711 (06853)	EA	1						
P 0 05586	4210-886-0975	ELEMENT, FILTER 239290 (06853)	EA	1	*	*	2	2	164	24
X1 05587		SCREW 235625 (06853)	EA	1						
0 05588 05589	5310-045-3296	WASHER,.LOCK: strainer mtg, crane  5014 - AIR RECEIVER	EA	2	*	*	*	*	164	26
X2 0 05590		BRACKET, RESERVOIR MOUNTING: crane 481959 (02280)	EA	2					165	19
X2 0 05591		COCK, PLUG: brass, crane 230332 (06853)	EA	1					165	23
0 05592	5310-685-1429	NUT, HEXAGON: bracket mtg, crane	EA	4	*	*	*	*	165	16
0 05593	5310-732-0558	NUT, HEXAGON: reservoir mtg, crane	EA	4	*	*	*	*	165	15
X2 0 05594		RESERVOIR, AIR: crane N3198N (06721)	EA	1					165	6
0 05595	5305-782-9495	SCREW, CAP, HEXAGON HEAD: bracket mtg, crane	EA	4	*	*	*	*	165	18
X2 0 05596		U-BOLT: reservoir mtg, crane 481992 (02280)	EA	2					165	5
X2 0 05597		VALVE: crane 223444 (06853)	EA	1					165	20
0 05598	5310-010-3323	WASHER, LOCK: bracket mtg, crane	EA	4	*	*	*	*	165	17
0 05599	5310-261-7340	WASHER, LOCK: reservoir mtg, crane	EA	4	*	*	*	*	165	14
05600		5015 - AIR DISCHARGE SYSTEM								
0 05601	4730-277-7905	ADAPTER, STRAIGHT, PIPE TO TUBE: crane	EA	1	*	*	*	*	164	39
X2 0 05602		ADAPTER, STRAIGHT, PIPE TO TUBE: crane 48F (30327)	EA	1					165	8
0 05603	4730-081-7536	ADAPTER, STRAIGHT, PIPE TO TUBE: crane	EA	1	*	*	*	*	165	13
X2 0 05604		ADAPTER, STRAIGHT, PIPE TO TUBE: crane 48F (30327)	EA	1					164	8
0 05605	4730-194-0219	BUSHING, PIPE: crane	EA	1	*	*	*	*	165	21
0 05606	4730-278-3167	BUSHING, PIPE: crane	EA	1	*	*	*	*	165	7
0 05607	4730-426-2190	BUSHING, PIPE: crane	EA	2	*	*	*	*	165	4
X2 0 05608		CONNECTOR, PIPE TO TUBE: crane 88LB (30327)	EA	2					164	16
X2 0 05609		ELBOW, PIPE TO TUBE: crane 224318 (06853)	EA	1					165	3
X2 0 05610		ELBOW, PIPE TO TUBE: crane 49X4 (04225)	EA	1					165	1
0 05611	4730-289-0155	ELBOW, PIPE TO TUBE: crane	EA	1	*	*	*	*		
0 05612	4730-580-7469	ELBOW, PIPE TO TUBE: crane	EA	1	*	*	*	*	165	22
X2 0 05613		EVAPORATOR: crane 260377 (06853)	EA	1					164	11
X1 05614		BODY 211309 (06853)	EA	1					164	14

(1) SMR CODE	(2) FEDERAL STOCK NUMBER	(3) DESCRIPTION  REF NUMBER & MFR CODE	(4) UNIT OF MEAS	(5) QTY INC IN UNIT	(6) 15-DAY ORGANIZATIONAL MAINTENANCE ALW				(7) ILLUS- TRATION	
					(a)	(b)	(c)	(d)	(a)	(b)
					1-5	6-20	21-50	51-100	FIG. NO.	ITEM NO.
X2 0 05615		CONNECTOR, PIPE TO TUBE: one end male, 1/8-27 thd size, other end female, 3/16 in. tube 88LB (30327)	EA	1					164	16
X2 0 05616		CONTAINER 238956 (06853)	EA	1					164	19
X2 0 05617		GASKET 211311 (06853)	EA	1					164	15
X2 0 05618		GASKET, FILLING PLUG 211310 (06853)	EA	1					164	13
X2 0 05619		NUT 3/16 tube 81LB (30327)	EA	1					164	17
X2 0 05620		PLUG, FILLING 21811 (06853)	EA	1					164	12
X2 0 05621		TUBE, EVAPORATOR 242111 (06853)	EA	1					164	18
X2 0 05622		NUT: crane 3/16 in. tube 81LB (303275)	EA	2					164	17
0 05623	5310-619-3555	NUT, PLAIN, HEXAGON: alcohol evaporator mtg, crane	EA	3	*	*	*	*	164	37
0 05624	5056-068-0502	SCREW, CAP, HEXAGON HEAD: alcohol evaporator mtg, crane	EA	3	*	*	*	*	164	10
0 05625	5305-068-0501	SCREW, CAP, HEXAGON HEAD: strap mtg, crane	EA	7	*	*	*	*	165	10
X2 0 05626		STRAP, CABLE: crane 4450S (85919)	EA	1					165	12
X2 0 05627		STRAP, CABLE: crane 4450S (85919)	EA	7					165	12
M 0 05628		TUBE ASSEMBLY: compressor to tank, crane 482107 (02280) MANUFACTURE FROM:	EA	1					165	9
X2 0 05629		NUT, TUBE MS39166- (96906)	EA	2						
P 0 05630	4710-277-5527	TUBE, COPPEL (8 ft, 10 in. required)	FT			SEE	GRP	9501		
X 0 05631		TUBE ASSEMBLY: governor to tank, crane 482108 (02280) MANUFACTURE FROM:	EA	1					165	2
X2 0 05632	4730-011-6452	NUT, TUBE MS39166-3 (96906)	EA	2						
P 0 05633	4710-277-5525	TUBE, COPPER (9 ft, 11 in. required)	FT			SEE	GRP	9501		
M 0 05634		TUBE, COPPER: filter to evaporator, crane 780908-25 (02280) MANUFACTURE FROM:	EA	1					164	20
P 0 05635	4710-277-5524	TUBE, COPPER (29 in. )	FT			SEE	GRP	9501		
M 0 05636		TUBING: crane 24727 (06853) MANUFACTURE FROM:	EA	1					164	28
P 0 05637	4710-277-5525	TUBE:, COPPER (as required)	FT			SEE	GRP	9501		
0 05638	5310-010-3319	WASHER LOCK: alcohol evaporator mtg	EA	3	*	*	*	*	164	36
0 05639	5310-010-3319	WASHER, LOCK: strap mtg, crane	EA	7	*	*	*	*	165	11
05640		GROUP 95 - GENERAL USE STANDARDIZED PARTS								
05641		9501 - HARDWARE SUPPLIES AND BULK MATERIAL, COMMON								
P 0 05642	6145-705-6674	CABLE	FT		*	*	*	*		
P 0 05643	4010-186-9388	CHAIN, WELDLESS	FT		*	*	*	*		

(1) SMR CODE	(2) FEDERAL STOCK NUMBER	(3) DESCRIPTION  REF NUMBER & MFR CODE	(4) UNIT OF MEAS	(5) QTY INC IN UNIT	(6) 15-DAY ORGANIZATIONAL MAINTENANCE ALW				(7) ILLUS- TRATION	
					(a) 1-5	(b) 6-20	(c) 21-50	(d) 51-100	(a) FIG. NO.	(b) ITEM NO.
P 0 05644	4720-846-5116	HOSE, METAL	FT		*	*	*	*		
P 0 05645	4720-202-9183	HOSE, METAL	FT		*	*	*	*		
P 0 05646	4720-235-4123	HOSE, RUBBER	FT		*	*	*	*		
P 0 05647	4720-684-0260	HOSE, RUBBER	FT		*	*	*	*		
P 0 05648	4720-235-4133	HOSE, RUBBER	FT		*	*	*	*		
P 0 05649	4720-379-0086	HOSE, RUBBER	FT		*	*	*	*		
P 0 05650	4720-278-1109	HOSE, RUBBER	FT		*	*	*	*		
P 0 05651	4720-882-5624	HOSE, RUBBER	FT		*	*	*	*		
P 0 05652	4710 424-0847	STEEL PIPE, BLACK: 1/2 in.	FT		*	*	*	*		
P 0 05653	9515-204-3994	STEEL STRIP 3/16 x 3/4 x 4	SS		*	*	*	*		
P 0 05654	4710-277-5524	TUBE, COPPER	FT		*	*	*	*		
P 0 05655	4710-277-5527	TUBE, COPPER, SEAMLESS	FT		*	*	*	*		
P 0 05656	4710-277-5525	TUBE, COPPER, SEAMLESS	FT		*	*	*	*		
P 0 05657	5975-335-2588	TUBE, FLEXIBLE, NONMETALLIC, ELECTRICAL	FT		*	*	*	*		
P 0 05658	5975-284-7337	TUBE, FLEXIBLE, NONMETALLIC, ELECTRICAL	FT		*	*	*	*		
P 0 05659	5680-527-8417	WEATHERSTRIP, RUBBER	FT		*	*	*	*		
P 0 05660	6145-192-3279	WIRE, ELECTRICAL	FT		*	*	*	*		
P 0 05661	6145-548-2986	WIRE, ELECTRICAL	FT		*	*	*	*		
05662		GROUP 99 - PARTS PECULIAR								
05663		9901 - MULTI-LISTED PARTS								
P 0 05664	5925-811-2973	CIRCUIT BREAKER MS24506-20 (96906)	EA	4	*	*	*	2		
X2 0 05665		CLAMP QS100M20S (08484)	EA	14						
X2 0 05666		CLAMP TC666 (88907)	EA	14						
X2 0 05667		CLAMP HTC148 (88907)	EA	5						
X2 0 05668		CLAMP 38-351 (70281)	EA	5						
X2 0 05669		CLAMP OTC746 (70281)	EA	4						
X2 0 05670		COCK, PLUG 48E (30327)	EA	4						
P 0 05671	4520-854-3589	COIL, IGNITER B53170G2 (46522)	EA	4	*	*	*	2		
X2 0 05672		CONTRO ASSEMBLY, HEATER D50869G3 (46522)	EA	4						
X2 0 05673		COUPLER, QUICK DISCONNECT VEC12FHG (78357)	EA	4						
X2 0 05674		COUPLER, QUICK DISCONNECT PEC2MHG (78357)	EA	4						
X2 0 05675		DISTRIBUTION BOX C51230G2 (46522)	EA	4						
P 0 05676	3805-872-9709	GASKET A50219G1 (46522)	EA	4	*	2	2	3		

(1) SMR CODE	(2) FEDERAL STOCK NUMBER	(3) DESCRIPTION  REF NUMBER & MFR CODE	(4) USABLE ON CODE	(5) UNIT OF MEAS	(5) QTY INC IN UNIT	(6) 15-DAY ORGANIZATIONAL MAINTENANCE ALW				(7) ILLUS- TRATION	
						(a)	(b)	(c)	(d)	(a)	(b)
						1-5	6-20	21-50	51-100	FIG. NO.	ITEM NO.
X2 0		GROMMET			EA	4					
05677		B50035G3 (46522)			EA	4					
X2 0		GROMMET			EA	4					
05678		2281 (70485)			EA	12					
X2 0		GROMMET			EA	3					
05679		B50035G3 (46522)			EA	4					
X2 0		GROMMET			EA	3					
05680		QS100M28S (08484)			EA	4					
X2 0		GROMMET			EA	4					
05681		A440-3481 (46522)			EA	3					
X2 0		GROMMET			EA	3					
05682		1224R033 (70281)			EA	4	*	2	3	5	
P 0	6240-155-874	LAMP, 24 VOLT			EA	4					
05683		A120602 (46522)			EA	11					
X2 0		LATCH			EA	4					
05684		1901D002 (70281)			EA	4					
X2 0		NIPPLE, QUICK DISCONNECT			EA	4					
05685		VEN12FHG (78357)			EA	4					
X2 0		NIPPLE, QUICK DISCONNECT			EA	4					
05686		PEN2F (78357)			EA	4	*	*	*	2	
P 0	2910-735-4014	PUMP ASSEMBLY, ELECTRICAL			EA	4					
05687		476411 (72850)			EA	8	*	*	*	2	2
P 0		RELAY			EA	4	*	*	*	2	
05688		B50234G3 (46522)			EA	4	*	*	*	2	
P 0	2920-706-7499	RELAY, ARMATURE			EA	4	*	*	*	2	
05689		B50232G15 (46522)			EA	4	*	*	*	2	
P 0	5905-779-6005	RESISTOR, VARIABLE			EA	4	*	*	*	2	
05690		A50920G1 (46522)			EA	4	*	2	2	3	
P 0	4520-774-6129	SPARK PLUG			EA	4					
05691		A50836G1 (46522)			EA	22					
X2 0		SPRING			EA	2					
05692		0801S091 (70281)			EA	4	*	*	*	2	
X2 0		SPRING			EA	4	*	*	*	2	
05693		0801S024 (70281)			EA	4	*	*	*	2	
P 0	5930-843-3852	SWITCH, THERMOSTATIC			EA	4	*	*	*	2	
05694		A16201G3 (46522)			EA	4	*	*	*	2	
P 0	5930-825-8161	SWITCH, TOGGLE			EA	2	*	*	*	2	
05695		A766-13784 (46522)			EA	2	*	*	*	2	
P 0	2930-736-8539	THERMOSTAT ASSEMBLY			EA	2					
05696		A121279 (70281)			EA	2					
X2 0		VALVE, RELIEF			EA	4					
05697		53L (79227)			EA	4					
X2 0		WASHER, CUP			EA	32					
05698		0301D010 (70281)			EA	10					
X2 0		WASHER, CUP			EA	10					
05699		0301S010 (70281)			EA	10					
X2 0		WASHER, CUP			EA	10					
05700		0301V010 (70281)			EA	10					

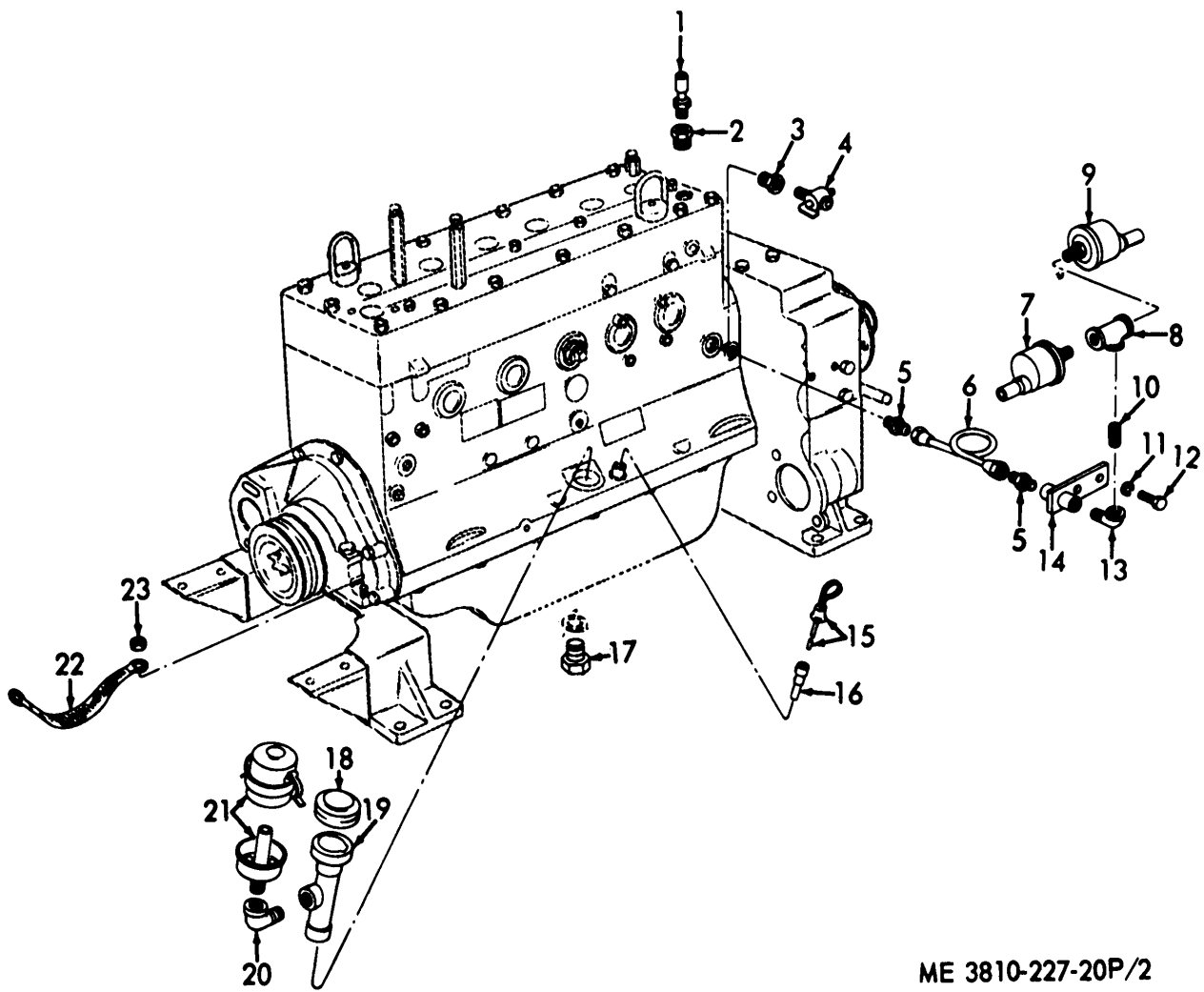


ME 3810-227-20P/1

Figure 1. Valve Covers and Crankcase Relief Valve.

INDEX TO PARTS, FIGURE 1

Reference Number	Functional Group	Item Name	Reference Number	Functional Group	Item Name
1	0105	COVER	6	0106	SPRING
2	0105	GASKET	7	0106	GASKET
3	0105	COVER	8	0106	PLUG
4	0105	GASKET	9	0106	BUSHING
5	0106	DISK			

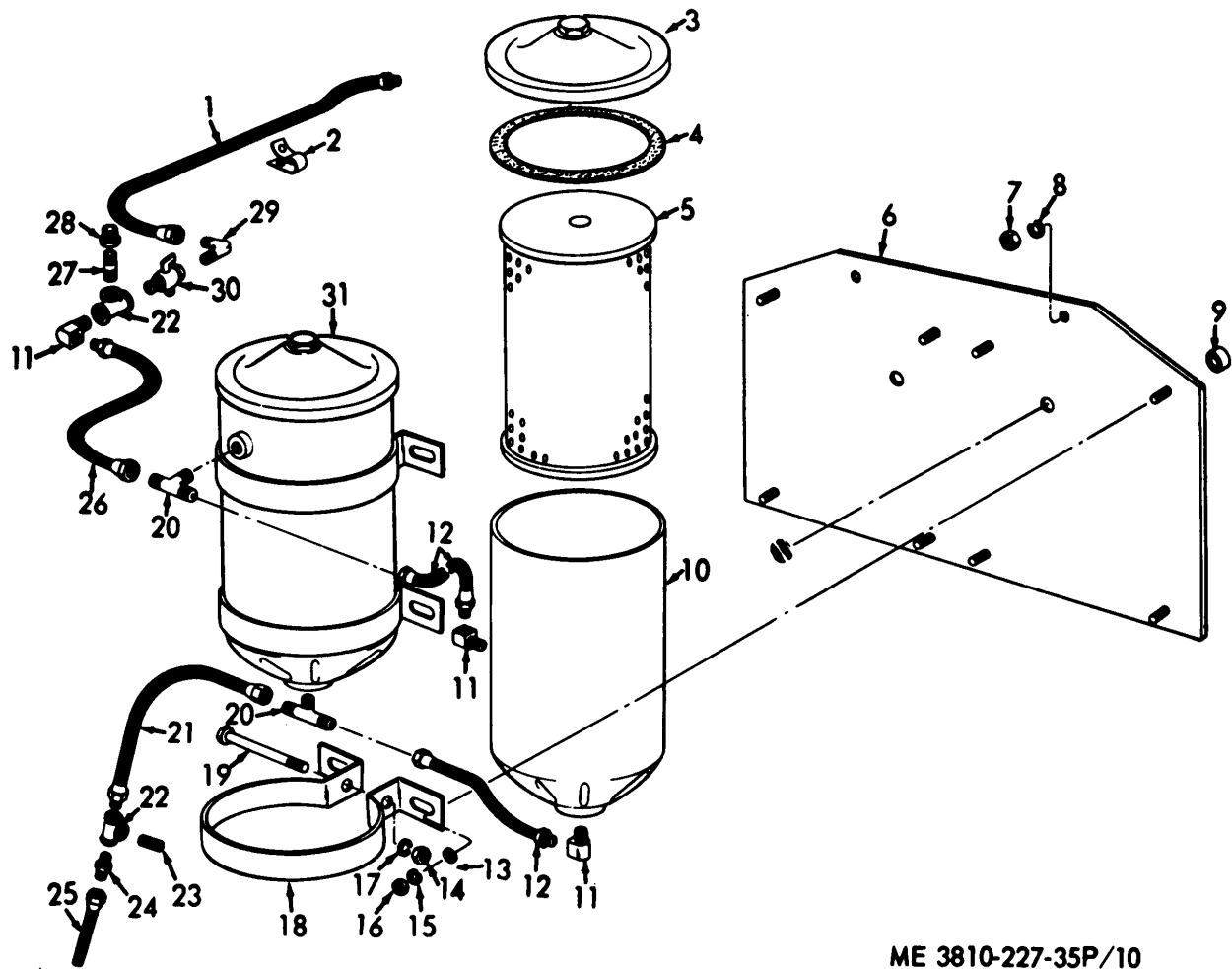


ME 3810-227-20P/2

Figure 2. Crankcase Filler Cap and Sending Units.

INDEX TO PARTS, FIGURE 2

Reference Number	Functional Group	Item Name	Reference Number	Functional Group	Item Name
1	0610	SENDING UNIT	13	0610	ELBOW
2	0610	REDUCER	14	0610	BRACKET
3	0503	BUSHING	15	0106	ROD AY
4	0503	COCK	16	0106	SUPPORT
5	0610	ADAPTER	17	0106	PLUG
6	0610	LINE AY	18	0106	CAP AY
7	0610	TRANSMITTER	19	0106	FILLER BODY
8	0610	TEE	20	0106	ELBOW
9	0610	SENDING UNIT	21	0106	BREATHER
10	0610	NIPPLE	22	0615	STRAP
11	0610	WASHER	23	0615	NUT
12	0610	SCREW			

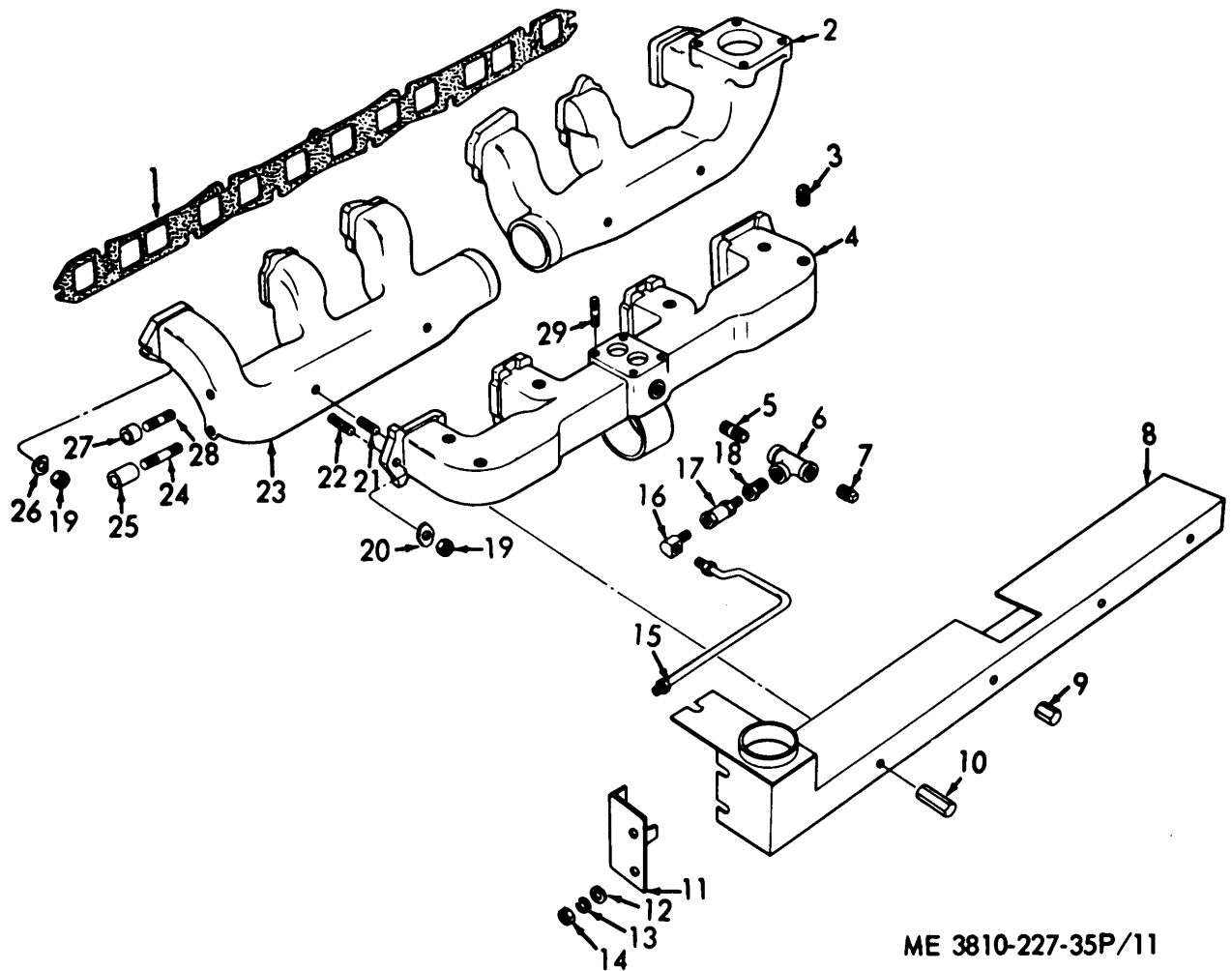


ME 3810-227-35P/10

Figure 3. Oil Filter, Mounting Bracket, Lines and Fittings.

INDEX TO PARTS, FIGURE 3

Reference Number	Functional Group	Item Name	Reference Number	Functional Group	Item Name
1	0106	HOSE AY	17	0106	WASHER
2	0106	CLIP	18	0106	STRAP
3	0106	COVER	19	0106	SCREW
4	0106	WASHER	20	0106	TEE
5	0106	FILTER ELEMENT	21	0106	LINE AY
6	0106	SUPPORT	22	0106	TEE
7	0106	NUT	23	0106	NIPPLE
8	0106	WASHER	24	0106	ADAPTER
9	0106	SPACER	25	0106	HOSE AY
10	0106	BODY AY	26	0106	LINE AY
11	0106	ELBOW	27	0106	NIPPLE
12	0106	HOSE	28	0106	BUSHING
13	0106	WASHER	29	0106	ELBOW
14	0106	NUT	30	0106	COCK
15	0106	WASHER	31	0106	FILTER
16	0106	NUT			



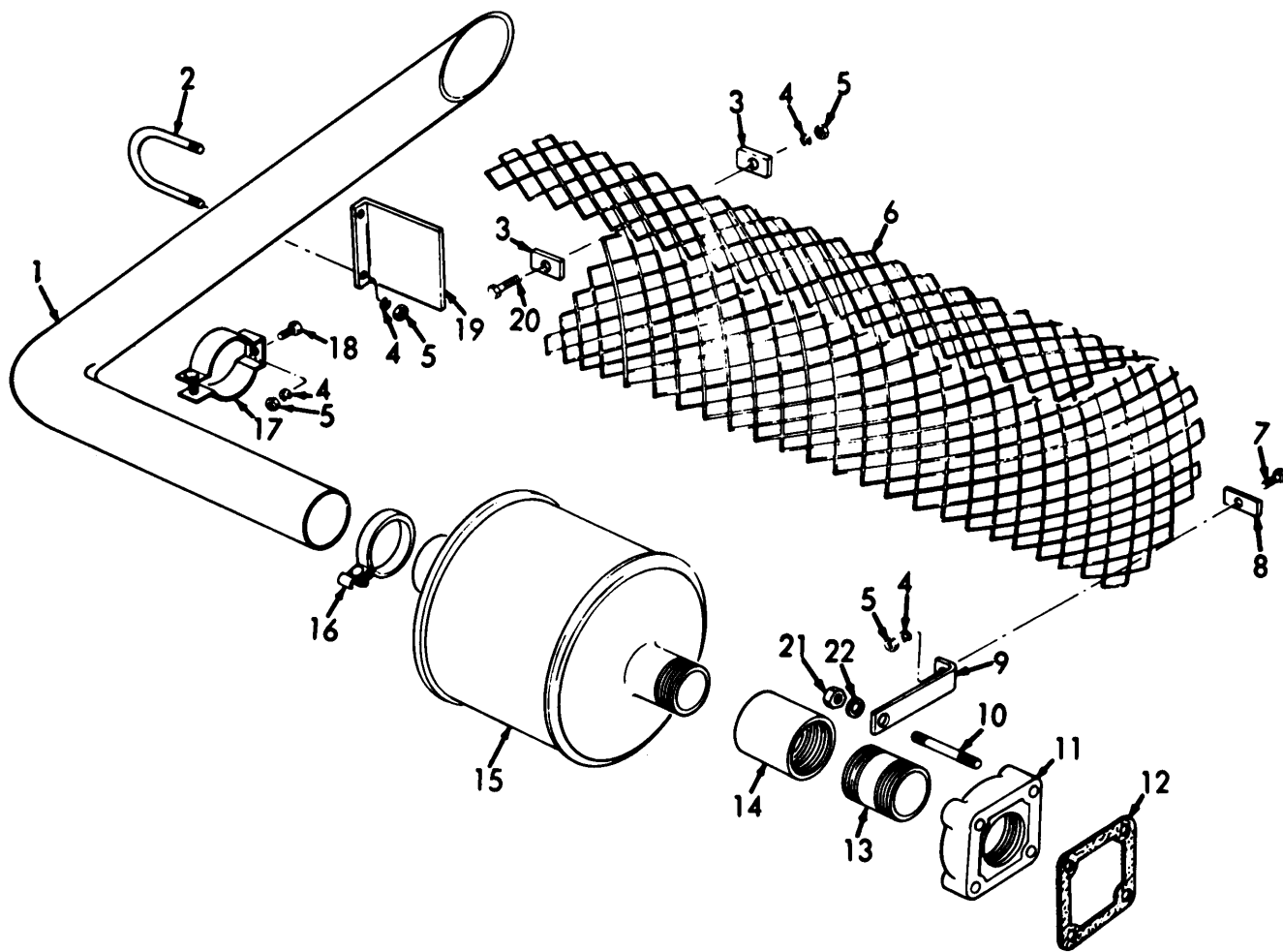
ME 3810-227-35P/11

Figure 4. Intake and Exhaust Manifold and Mounting Hardware.

INDEX TO PARTS, FIGURE 4

Reference Number	Functional Group	Item Name	Reference Number	Functional Group	Item Name
1	0108	GASKET	16	0106	ELBOW
2	0108	MANIFOLD	17	0106	VALVE
3	0108	PLUG	18	0106	BUSHING
4	0108	MANIFOLD	19	0108	NUT
5	0106	NIPPLE	20	0108	CLAMP
6	0106	TEE	21	0304	STUD
7	0106	PLUG	22	0108	STUD
8	0304	PREHEATER	23	0108	MANIFOLD
9	0304	NUT	24	0304	STUD
10	0304	NUT	25	0304	SPACER
11	0304	PLATE	26	0108	WASHER
12	0304	WASHER	27	0304	SPACER
13	0304	WASHER	28	0304	STUD
14	0304	NUT	29	0301	STUD
15	0106	TUBE			



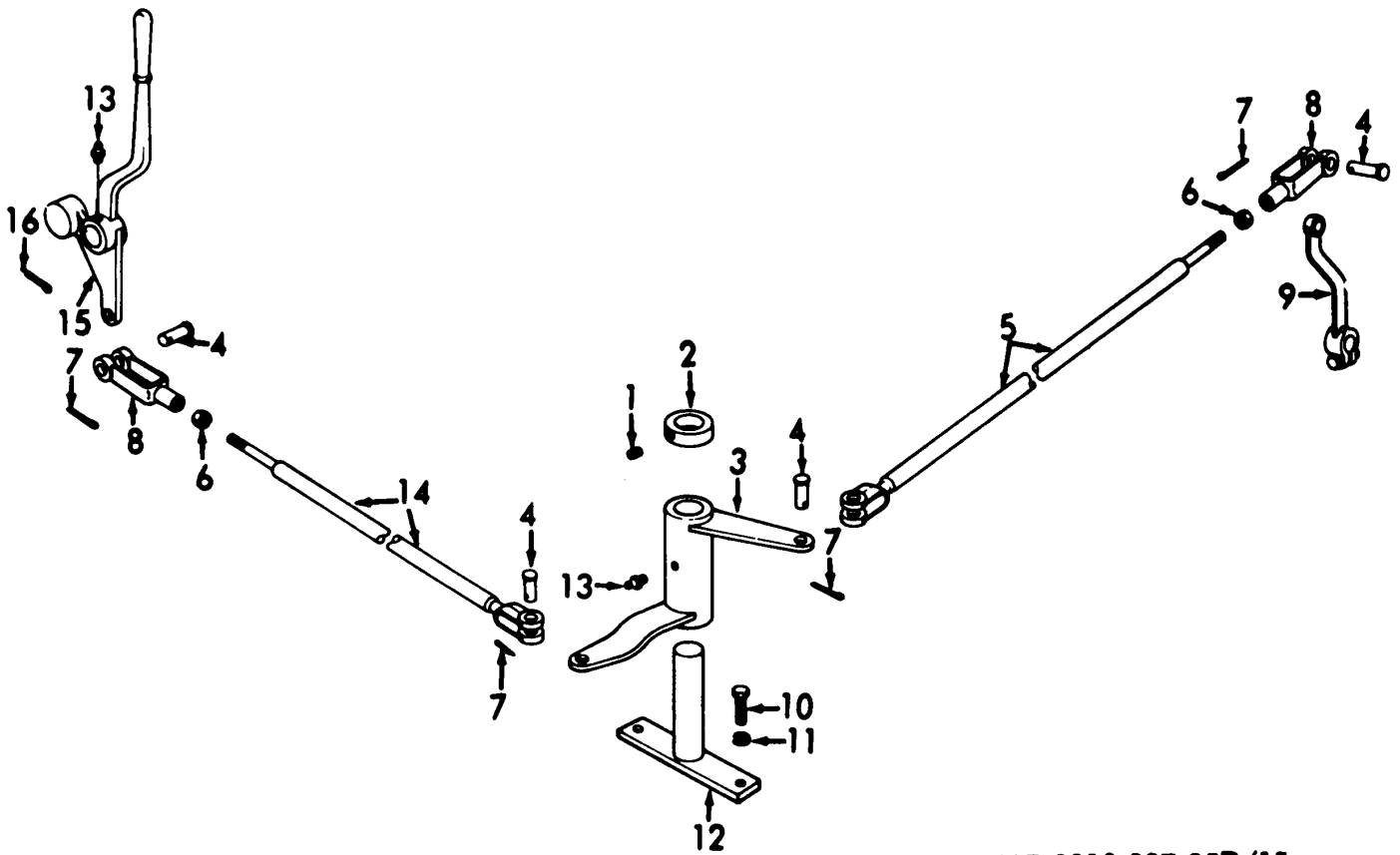


**ME 3810-227-35P/12**

Figure 5. Muffler, Guard, Pipe and Mounting Hardware.

INDEX TO PARTS, FIGURE 5

Reference Number	Functional Group	Item Name	Reference Number	Functional Group	Item Name
1	0401	PIPE	12	0108	GASKET
2	0401	U-BOLT	13	0401	NIPPLE
3	0401	PLATE	14	0401	COUPLING
4	0401	WASHER	15	0401	MUFFLER
5	0401	NUT	16	0401	CLAMP
6	0401	GUARD	17	0401	HANGER
7	0401	SCREW	18	0401	SCREW
8	0401	BAR	19	0401	BRACKET
9	0401	ANGLE	20	0401	SCREW
10	0108	STUD	21	0108	NUT
11	0108	FLANGE	22	0108	WASHER

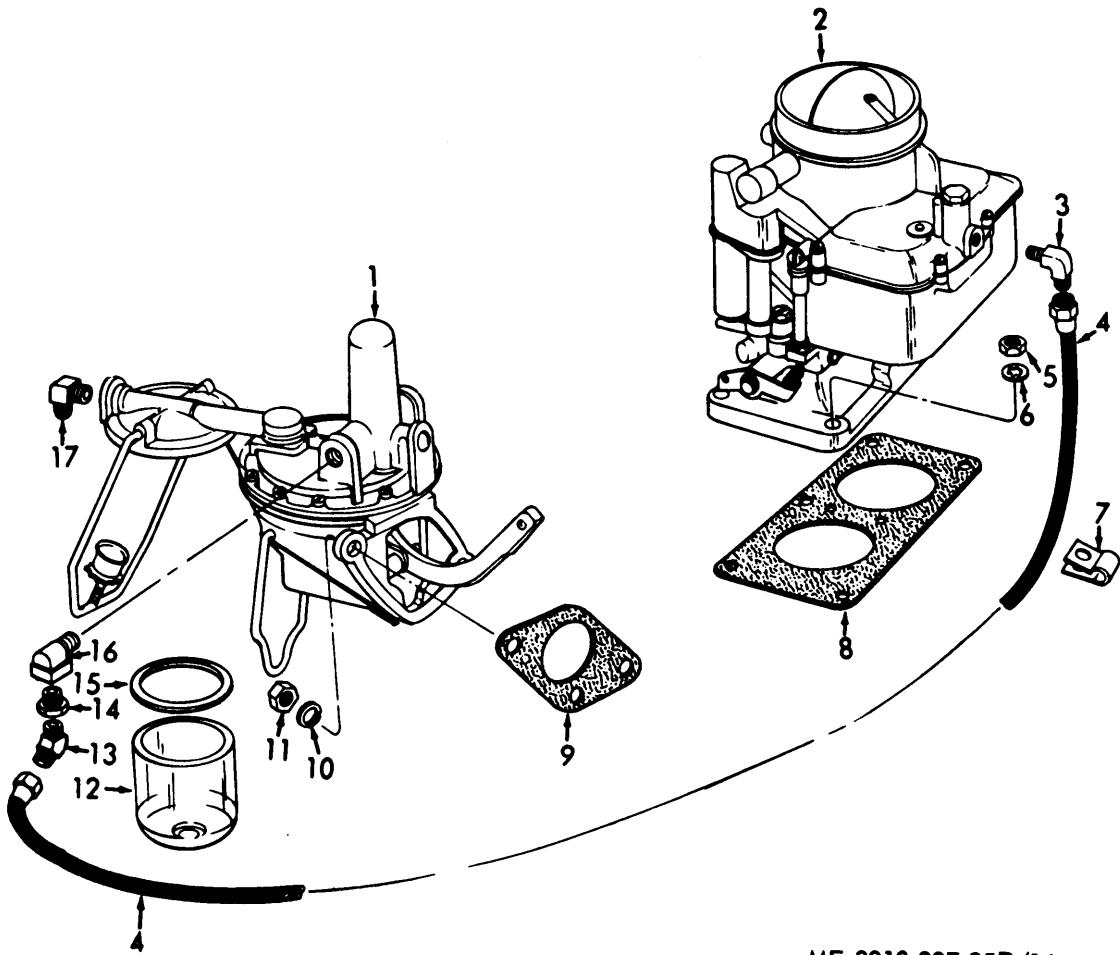


**ME 3810-227-35P/15**

*Figure 6. Engine Clutch Controls.*

INDEX TO PARTS, FIGURE 6

Reference Number	Functional Group	Item Name	Reference Number	Functional Group	Item Name
1	0202	SETSCREW	9	0202	LEVER
2	0202	COLLAR	10	0202	SCREW
3	0202	CRANK	11	0202	WASHER
4	0202	PIN	12	0202	CRANK
5	0202	ROD	13	0202	FITTING
6	0202	NUT	14	0202	ROD
7	0202	PIN	15	0202	CRANK
8	0202	CLEVIS	16	0202	PIN



ME 3810-227-35P/16

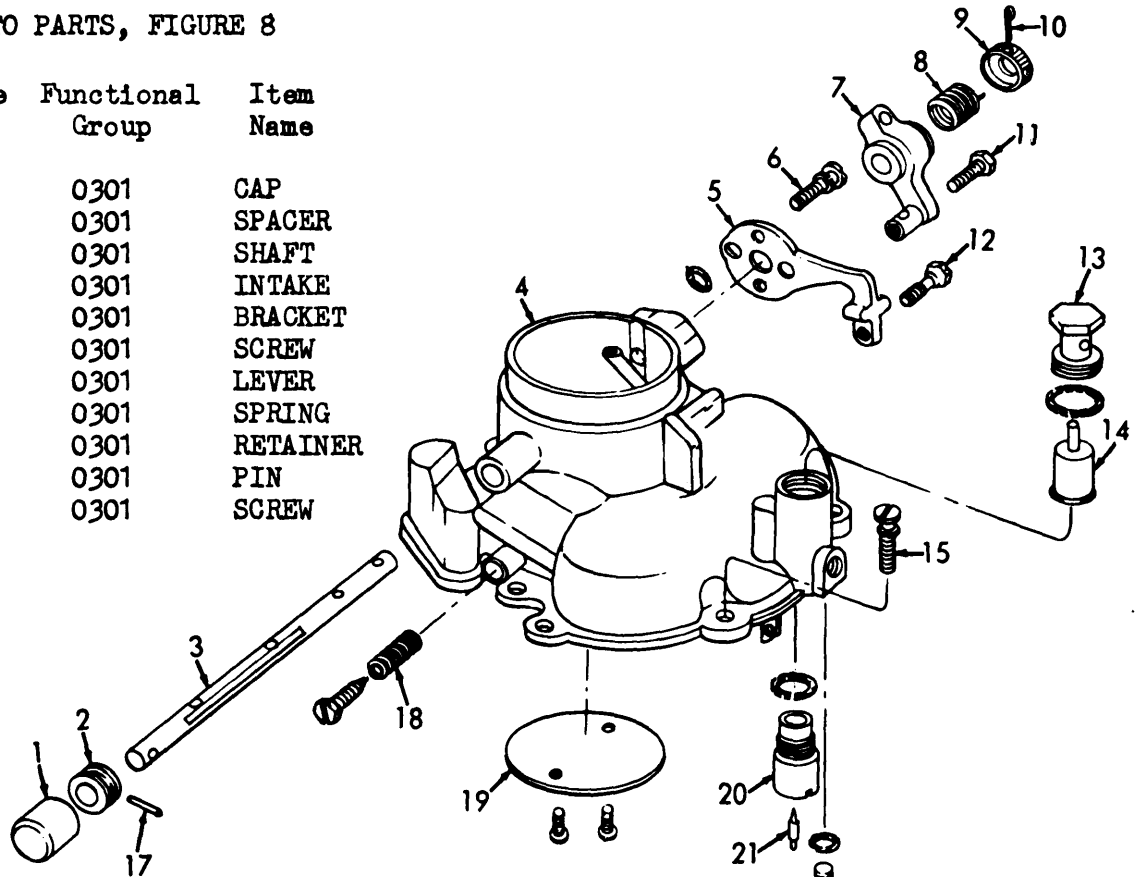
Figure 7. Carburetor, Fuel Pump, Lines and Fittings.

INDEX TO PARTS, FIGURE 7

Reference Number	Functional Group	Item Name	Reference Number	Functional Group	Item Name
1	0302	PUMP	9	0302	GASKET
2	0301	CARBURETOR AY	10	0302	WASHER
3	0306	ELBOW	11	0302	NUT
4	0306	HOSE AY	12	0302	BOWL
5	0301	NUT	13	0306	ELBOW
5	0306	NUT	14	0306	BUSHING
6	0301	WASHER	15	0302	WASHER
6	0306	WASHER	16	0306	ELBOW
7	0306	CLAMP	17	0306	ELBOW
8	0301	GASKET			

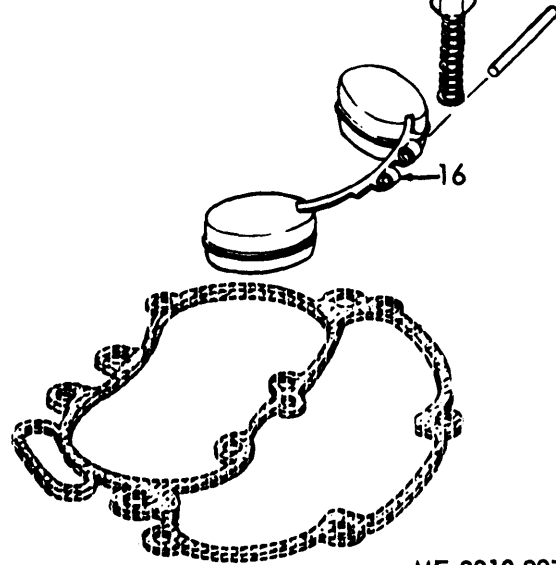
INDEX TO PARTS, FIGURE 8

Reference Number	Functional Group	Item Name
1	0301	CAP
2	0301	SPACER
3	0301	SHAFT
4	0301	INTAKE BRACKET
5	0301	BRACKET
6	0301	SCREW
7	0301	LEVER
8	0301	SPRING
9	0301	RETAINER
10	0301	PIN
11	0301	SCREW



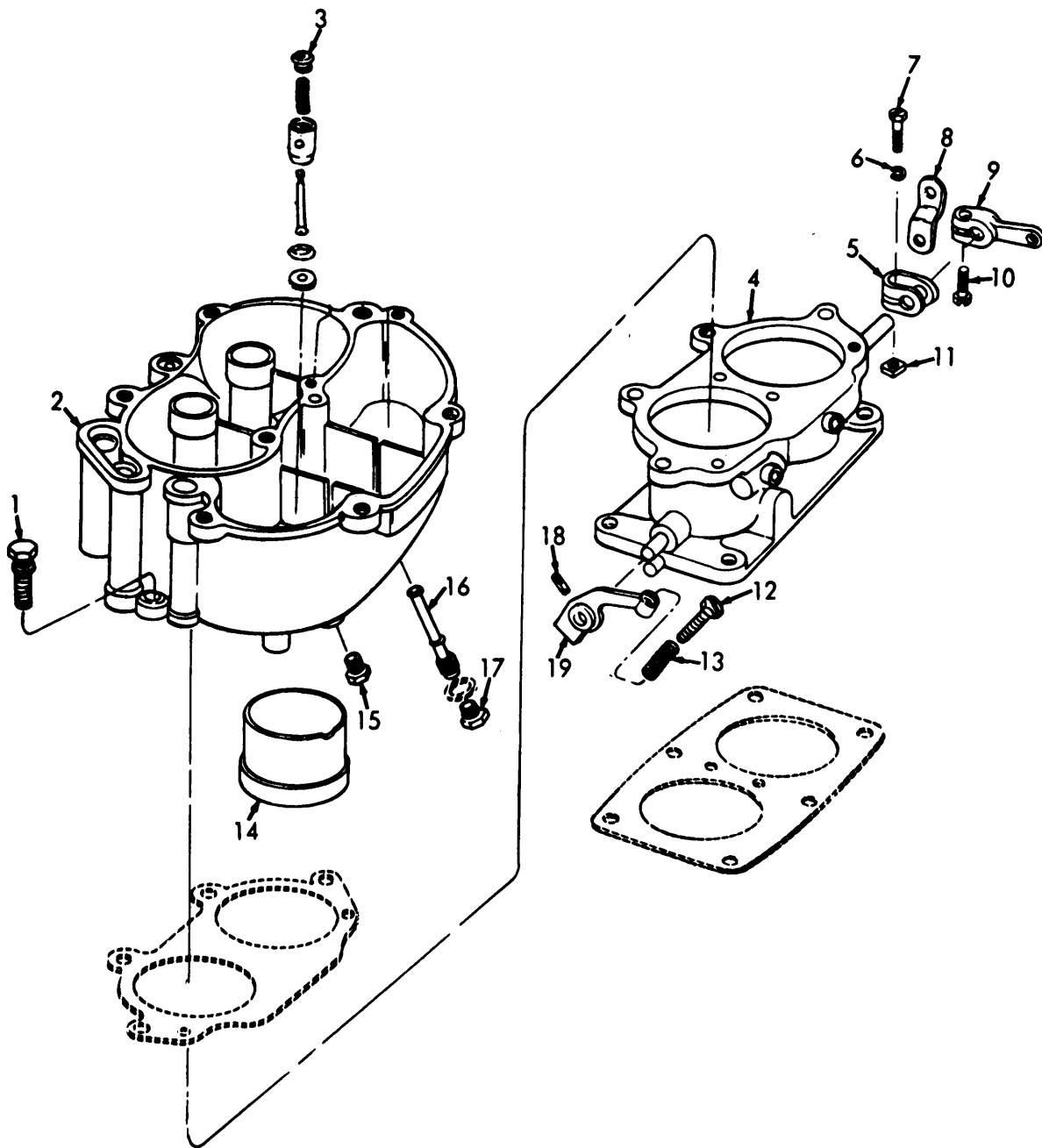
INDEX TO PARTS, FIGURE 8 (cont)

Reference Number	Functional Group	Item Name
12	0301	SCREW
13	0301	PLUG
14	0301	ELEMENT AY
15	0301	SCREW
16	0301	FLOAT AY
17	0301	PIN
18	0301	SPRING
19	0301	PLATE
20	0301	SEAT
21	0301	VALVE



ME 3810-227-20P/8

Figure 8. Carburetor Air Intake and Float.

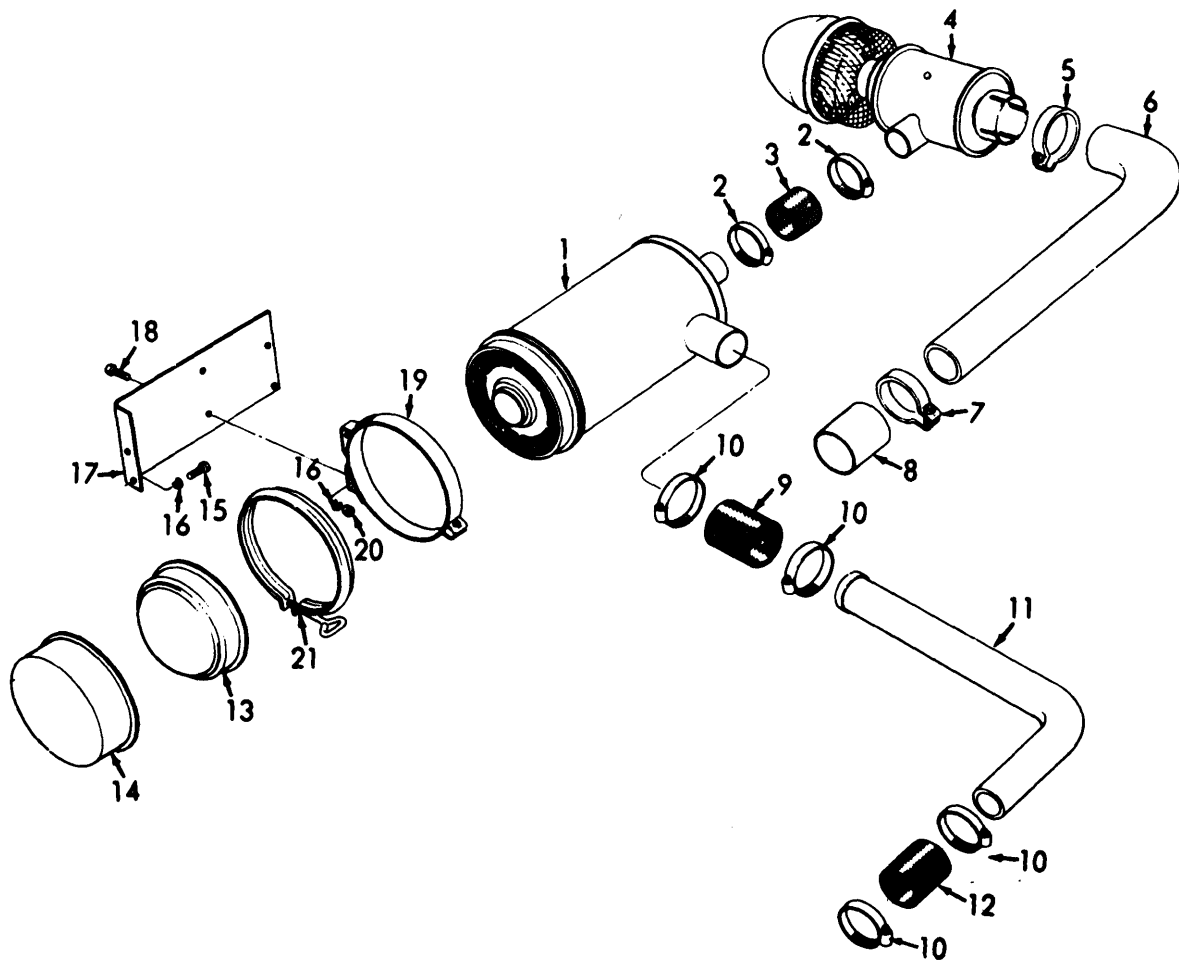


ME 3810-227-20P/9

Figure 9. Carburetor Body and Jets.

INDEX TO PARTS, FIGURE 9

Reference Number	Functional Group	Item Name	Reference Number	Functional Group	Item Name
1	0301	SCREW	11	0301	NUT
2	0301	BOWL	12	0301	SCREW
3	0301	RETAINER	13	0301	SPRING
4	0301	BODY	14	0301	VENTURI
5	0301	STOP	15	0301	PLUG
6	0301	WASHER	16	0301	JET
7	0301	SCREW	17	0301	PLUG
8	0301	LEVER	18	0301	PIN
9	0301	LEVER	19	0301	LEVER
10	0301	SCREW			

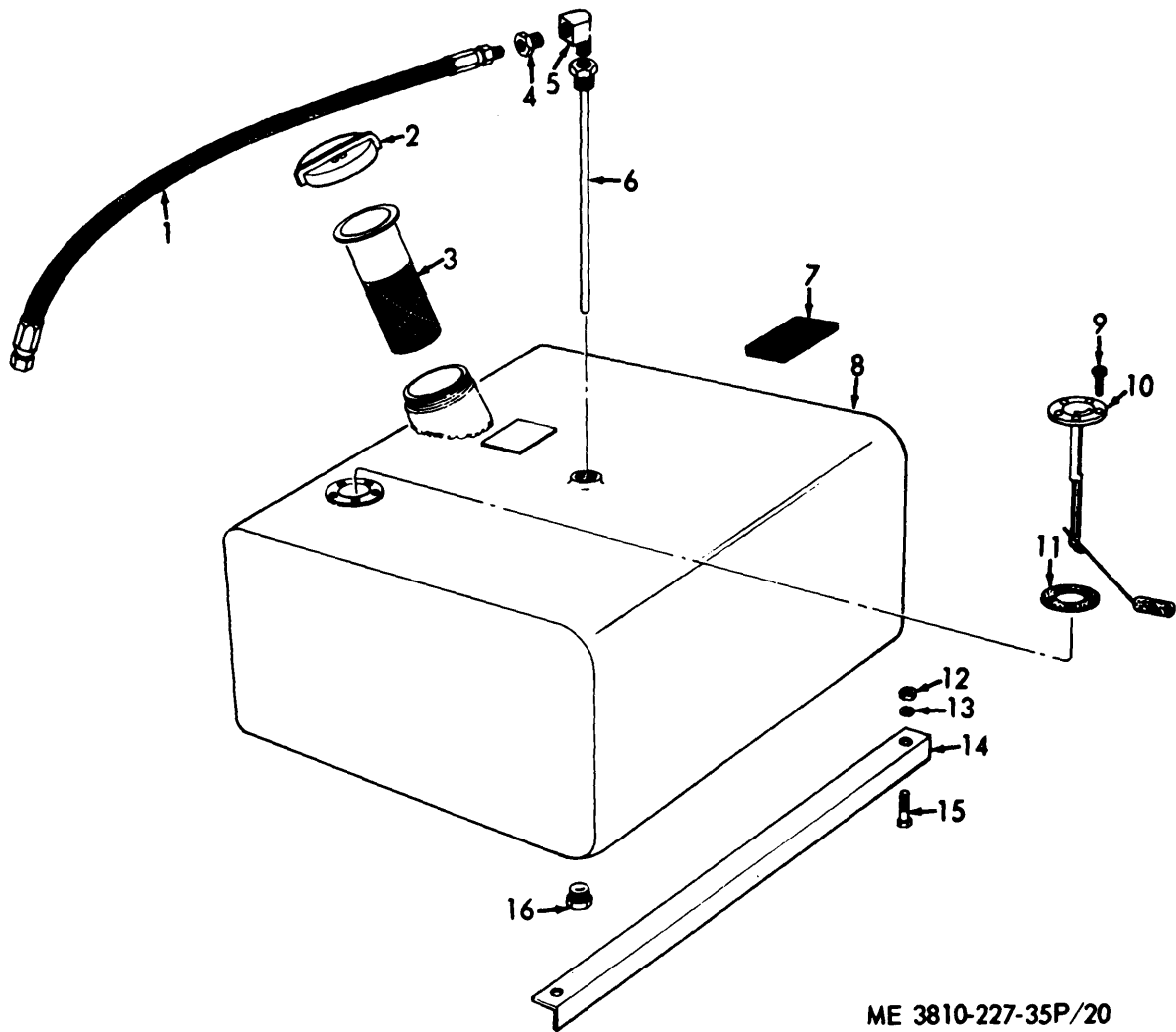


ME 3810-227-35P/19

Figure 10. Air Cleaner, Pipes, Valve, and Mounting Hardware.

INDEX TO PARTS, FIGURE 10

Reference Number	Functional Group	Item Name	Reference Number	Functional Group	Item Name
1	0304	BODY	12	0304	SLEEVE
2	0304	CLAMP	13	0304	CUP
3	0304	SLEEVE	14	0304	CUP
4	0304	VALVE	15	0304	SCREW
5	0304	CLAMP	16	0304	WASHER
6	0304	TUBING	17	0304	BRACKET
7	0304	CLAMP	18	0304	SCREW
8	0304	SLEEVE	19	0304	BRACKET
9	0304	SLEEVE	20	0304	NUT
10	0304	CLAMP	21	0304	CLAMP
11	0304	TUBING			



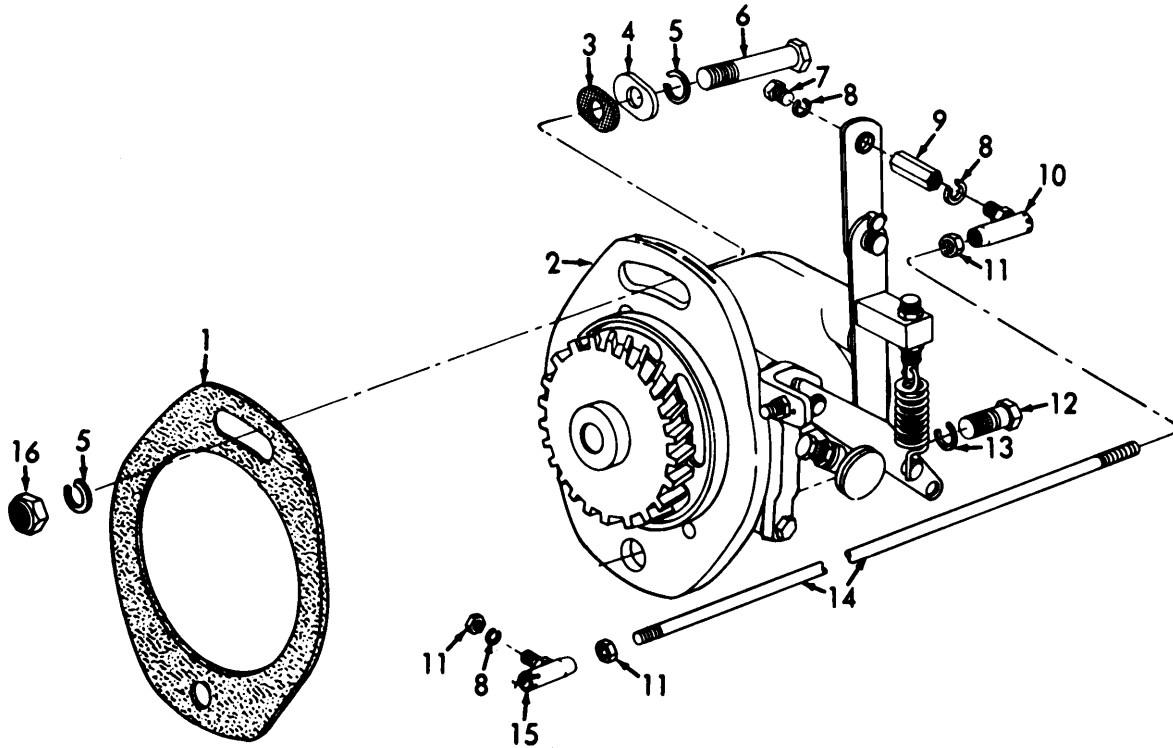
ME 3810-227-35P/20

Figure 11. Fuel Tank, Gage, Strainer and Mounting Hardware.

INDEX TO PARTS, FIGURE 11

Reference Number	Functional Group	Item Name	Reference Number	Functional Group	Item Name
1	0306	HOSE AY	10	0306	SENDING UNIT
2	0306	CAP	10	0610	SENDING UNIT
3	0306	STRAINER	11	0306	GASKET
4	0306	BUSHING	12	0306	NUT
5	0306	ELBOW	13	0306	WASHER
6	0306	TUBE AY	14	0306	ANGLE
7	0306	STRIP	15	0306	SCREW
8	0306	TANK	16	0306	PLUG
9	0306	SCREW			



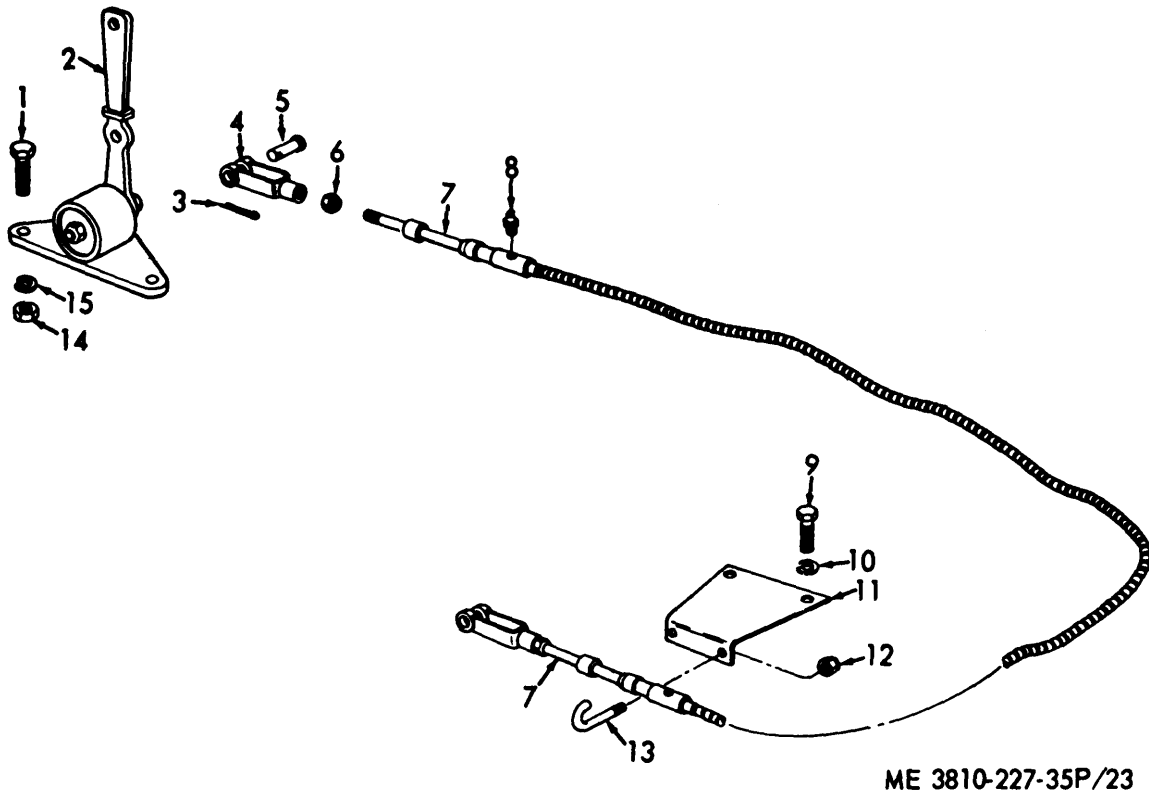


ME 3810-227-35P/21

Figure 12. Engine Speed Governor.

INDEX TO PARTS, FIGURE 12

Reference Number	Functional Group	Item Name	Reference Number	Functional Group	Item Name
1	0308	GASKET	9	0308	SPACER
2	0308	GOVERNOR AY	10	0308	BALL JOINT
3	0308	GASKET	11	0308	NUT
4	0308	COVERPLATE	12	0308	SCREW
5	0308	WASHER	13	0308	WASHER
6	0308	SCREW	14	0308	ROD
7	0308	SCREW	15	0308	BALL JOINT
8	0308	WASHER	16	0308	NUT



ME 3810-227-35P/23

Figure 13. Throttle Control.

INDEX TO PARTS, FIGURE 13

Reference Number	Functional Group	Item Name	Reference Number	Functional Group	Item Name
1	0312	BOLT	9	0312	SCREW
2	0312	CABLE CONTROL	10	0312	WASHER
3	0312	PIN	11	0312	SUPPORT
4	0312	CLEVIS	12	0312	NUT
5	0312	PIN	13	0312	BOLT
6	0312	NUT	14	0312	NUT
7	0312	CONTROL ROD	15	0312	WASHER
8	0312	FITTING			

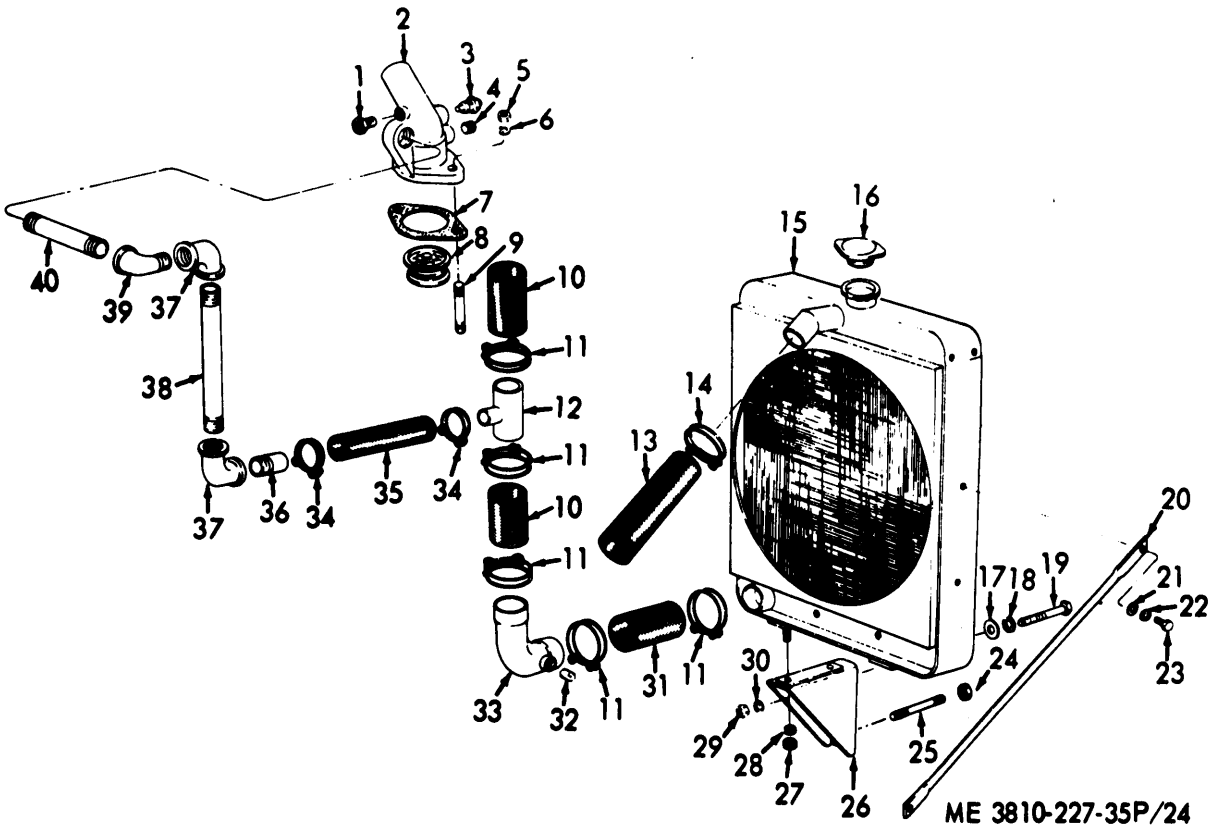
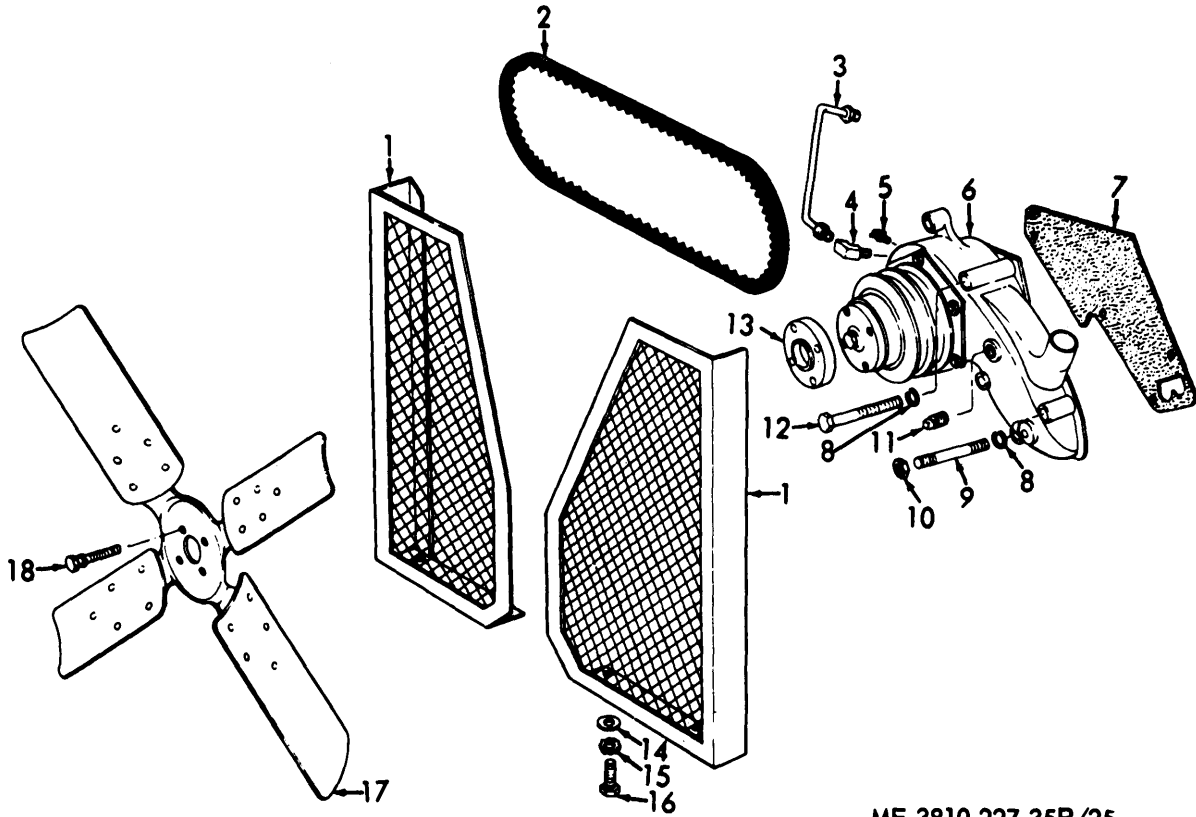


Figure 14. Radiator, Thermostat, Housing, Hose and Clamps.

INDEX TO PARTS, FIGURE 14

Reference Number	Functional Group	Item Name	Reference Number	Functional Group	Item Name
1	0503	BUSHING	21	0501	WASHER
2	0503	ELBOW	22	0501	WASHER
3	0610	TRANSMITTER	23	0501	SCREW
4	0503	PLUG	24	0501	NUT
5	0503	NUT	25	0501	STUD
6	0503	WASHER	26	0501	SUPPORT
7	0503	GASKET	27	0501	NUT
8	0503	THERMOSTAT	28	0501	WASHER
9	0503	STUD	29	0501	NUT
10	0503	HOSE	30	0501	WASHER
11	0503	CLAMP	31	0503	HOSE
12	0503	TEE	32	0503	PLUG
13	0503	HOSE	33	0503	ELBOW
14	0503	CLAMP	34	0503	CLAMP
15	0501	RADIATOR	35	0503	HOSE
16	0501	CAP	36	0503	NIPPLE
17	0501	WASHER	37	0503	ELBOW
18	0501	WASHER	38	0503	NIPPLE
19	0501	SCREW	39	0503	ELBOW
20	0501	BRACE	40	0503	NIPPLE

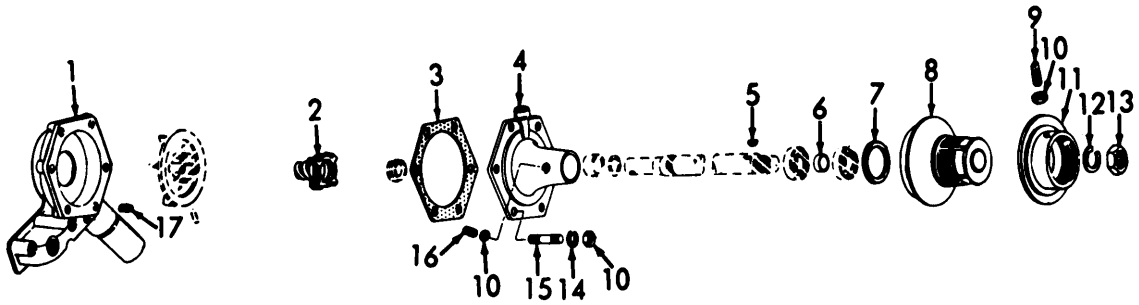


ME 3810-227-35P/25

Figure 15. Water Pump, Fan, Fanguard and Mounting Hardware.

INDEX TO PARTS, FIGURE 15

Reference Number	Functional Group	Item Name	Reference Number	Functional Group	Item Number
1	0505	GUARD	10	0504	NUT
2	0505	BELT	11	0504	PLUG
3	0503	LINE AY	12	0504	SCREW
4	0503	ELBOW	13	0505	SPACER
5	0504	FITTING	14	0505	WASHER
6	0504	PUMP	15	0505	WASHER
7	0504	GASKET	16	0505	SCREW
8	0504	WASHER	17	0505	FAN BLADE
9	0504	STUD	18	0505	BOLT
					ASMBLD WSHR

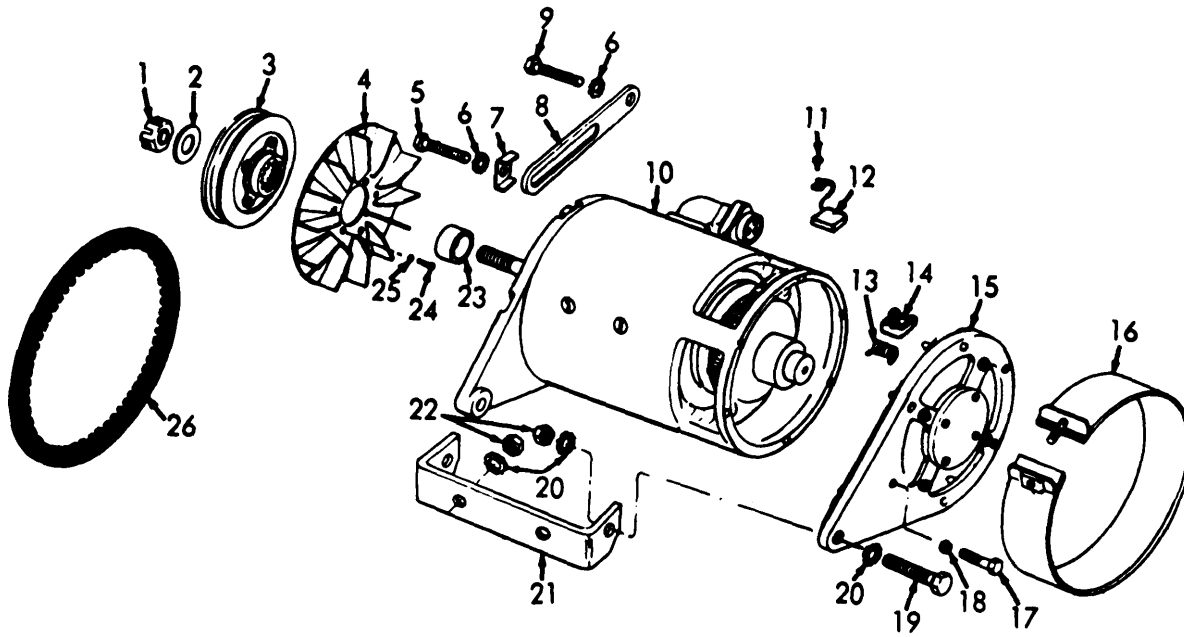


ME 3810-227-20P/16

Figure 16. Water Pump.

INDEX TO PARTS, FIGURE 16

Reference Number	Functional Group	Item Name	Reference Number	Functional Group	Item Name
1	0504	BODY	10	0504	NUT
2	0504	SEAL AY	11	0504	FLANGE
3	0504	GASKET	12	0504	WASHER
4	0504	HOUSING	13	0504	NUT
5	0504	KEY	14	0504	WASHER
6	0504	BEARING	15	0504	STUD
7	0504	WASHER	16	0504	SETSCREW
8	0504	HUB	17	0504	PIN
9	0504	BOLT			

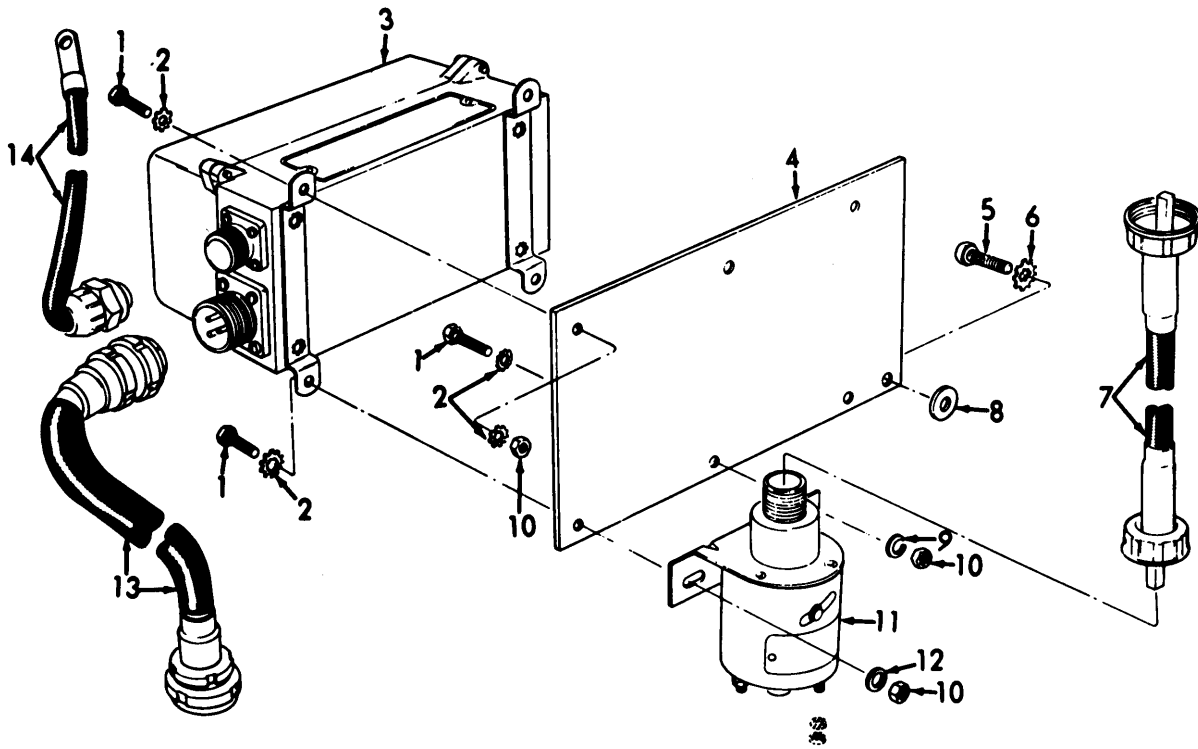


ME 3810-227-35P/27

Figure 17. Generator and Mounting Bracket.

INDEX TO PARTS, FIGURE 17

Reference Number	Functional Group	Item Name	Reference Number	Functional Group	Item Name
1	0601	NUT	14	0601	ARM
2	0601	WASHER	15	0601	HEAD AY
3	0601	PULLEY	16	0601	BAND
4	0601	FAN-BAFFLE	17	0601	SCREW
5	0601	SCREW	18	0601	WASHER
6	0601	WASHER	19	0601	SCREW
7	0601	CLIP	20	0601	WASHER
8	0601	ARM	21	0601	BRACKET
9	0601	SCREW	22	0601	NUT
10	0601	GENERATOR	23	0601	SPACER
11	0601	SCREW	24	0601	SCREW
12	0601	BRUSH SET	25	0601	WASHER
13	0601	SPRING	26	0601	BELT

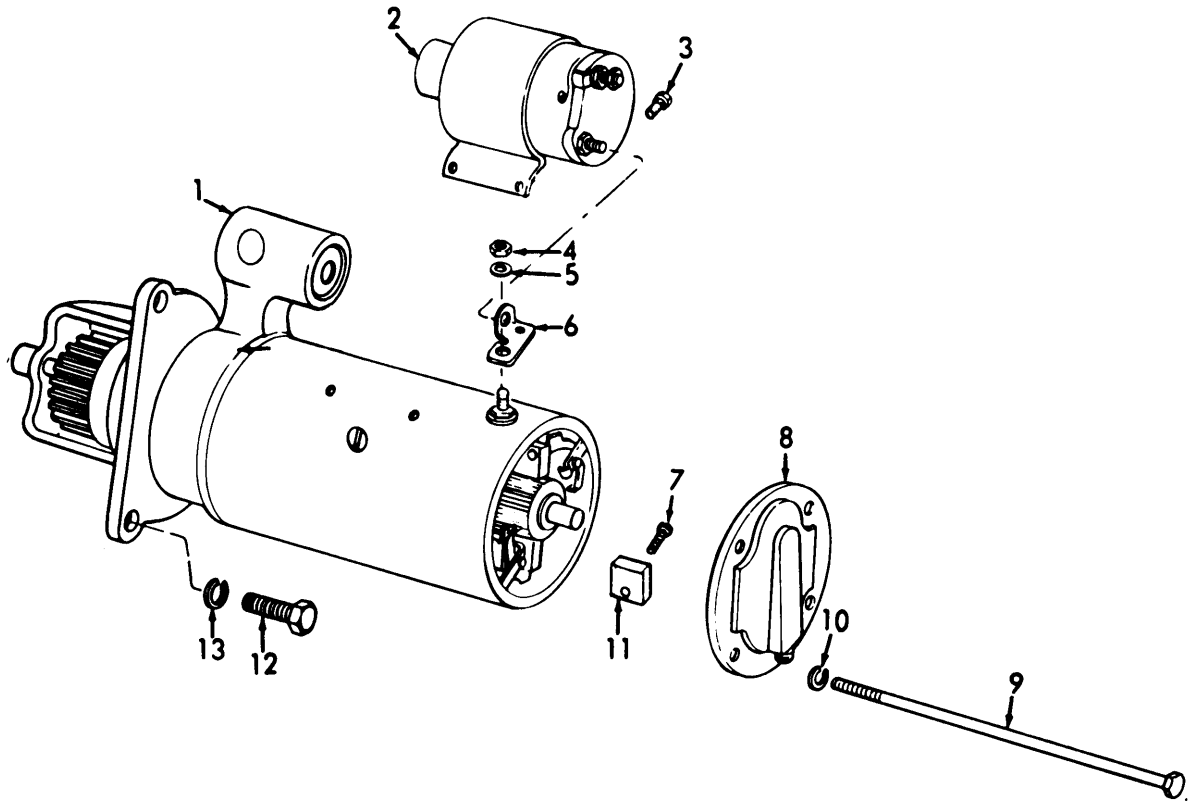


ME 3810-227-35P/28

Figure 18. Generator Regulator and Overspeed Governor.

INDEX TO PARTS, FIGURE 18

Reference Number	Functional Group	Item Name	Reference Number	Functional Group	Item Name
1	0602	BOLT	8	0602	WASHER
1	0606	BOLT	9	0606	WASHER
2	0602	WASHER	10	0602	NUT
3	0602	REGULATOR	10	0606	NUT
4	0602	SUPPORT	11	0606	GOVERNOR
5	0602	SCREW	12	0606	WASHER
6	0602	WASHER	13	0602	LEAD
7	0606	SHAFT AY	14	0602	WIRE AY



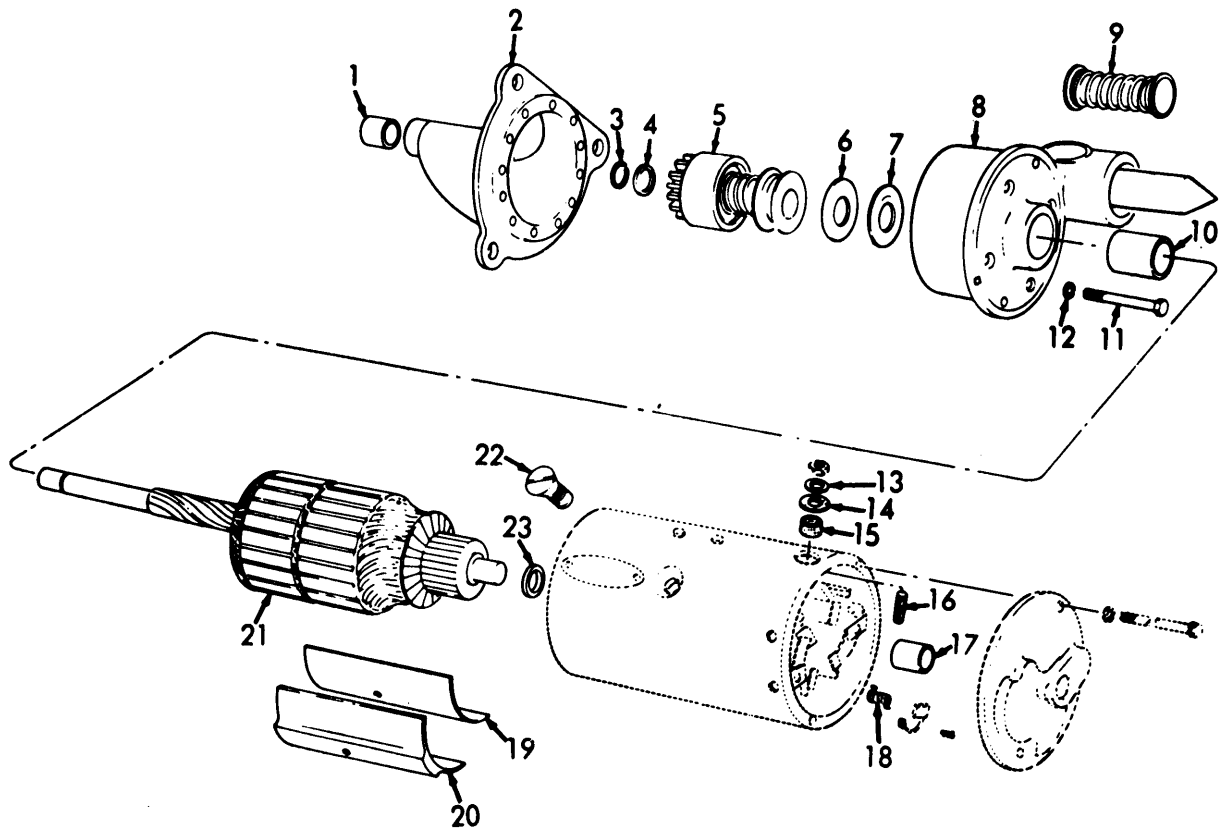
ME 3810-227-35P/29

Figure 19. Starter, Relay, and Mounting Hardware.

INDEX TO PARTS, FIGURE 19

Reference Number	Functional Group	Item Name	Reference Number	Functional Group	Item Name
1	0603	MOTOR	8	0603	COMMUTATOR FRAME
2	0603	RELAY	9	0603	BOLT
3	0603	BOLT	10	0603	WASHER
4	0603	NUT	11	0603	BRUSH
5	0603	WASHER	12	0603	SCREW
6	0603	CONNECTOR	13	0603	WASHER
7	0603	SCREW			



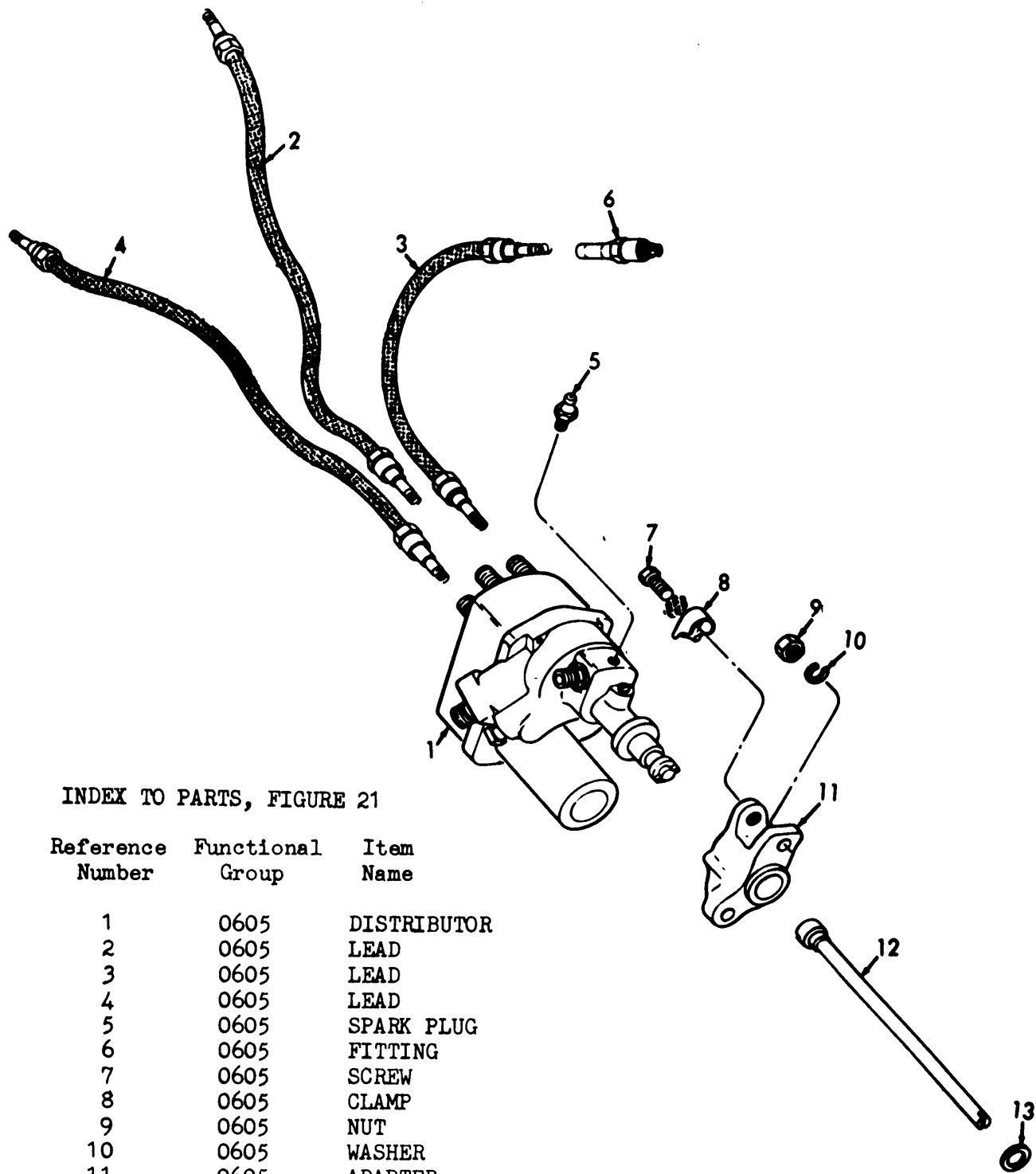


ME 3810-227-35P/30

Figure 20. Starter.

INDEX TO PARTS, FIGURE 20

Reference Number	Functional Group	Item Name	Reference Number	Functional Group	Item Name
1	0603	BUSHING	13	0603	WASHER
2	0603	PIN	14	0603	WASHER
3	0603	RING	15	0603	INSULATOR
4	0603	COLLAR	16	0603	STUD
5	0603	DRIVE	17	0603	BEARING
6	0603	WASHER	18	0603	SPRING
7	0603	WASHER	19	0603	INSULATION
8	0603	HOUSING AY	20	0603	POLE SHOE
9	0603	BOOT	21	0603	ARMATURE
10	0603	BUSHING	22	0603	SCREW
11	0603	BOLT	23	0603	WASHER
12	0603	WASHER			

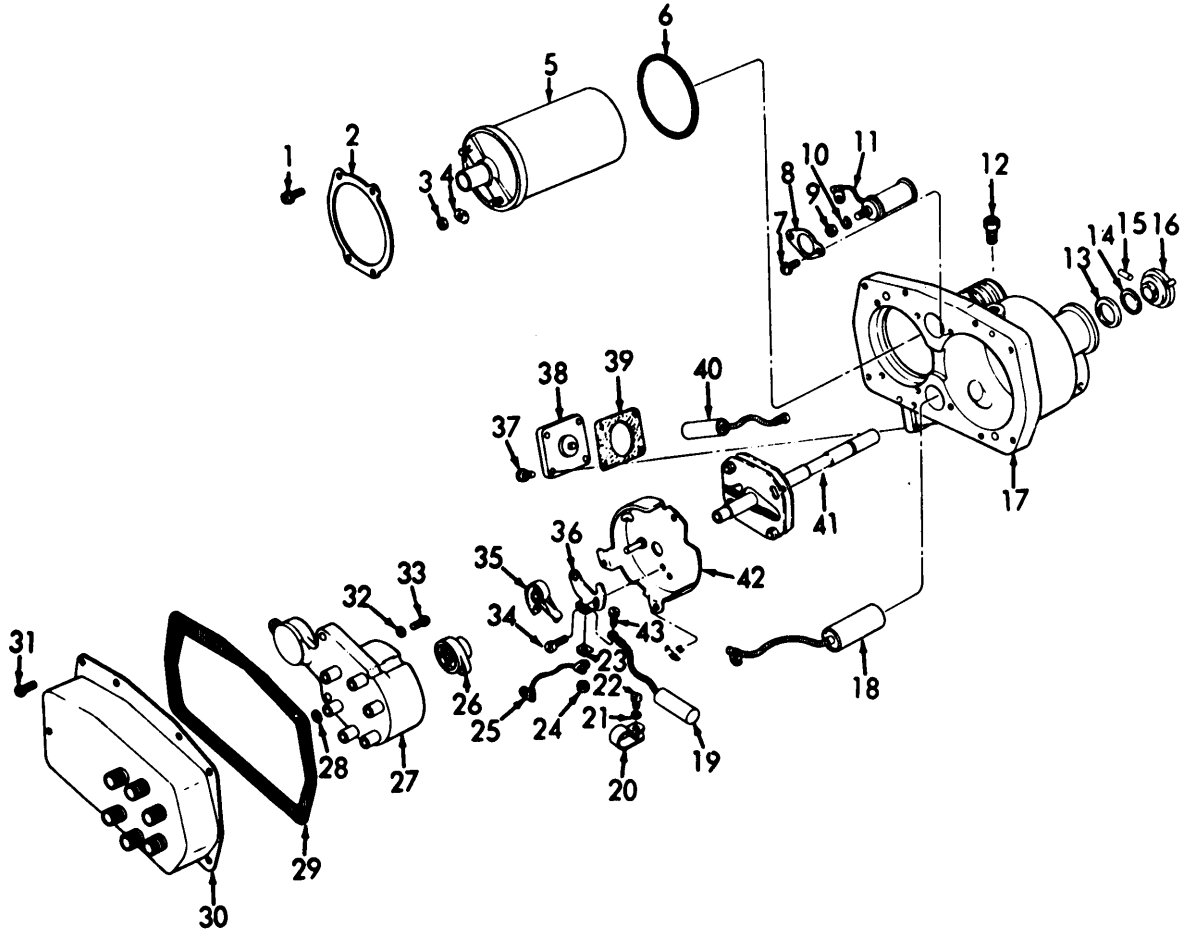


INDEX TO PARTS, FIGURE 21

Reference Number	Functional Group	Item Name
1	0605	DISTRIBUTOR
2	0605	LEAD
3	0605	LEAD
4	0605	LEAD
5	0605	SPARK PLUG
6	0605	FITTING
7	0605	SCREW
8	0605	CLAMP
9	0605	NUT
10	0605	WASHER
11	0605	ADAPTER
12	0605	SHAFT AY
13	0605	WASHER

ME 3810-227-35P/31

Figure 21. Distributor, Drive, Cables and Spark Plugs.

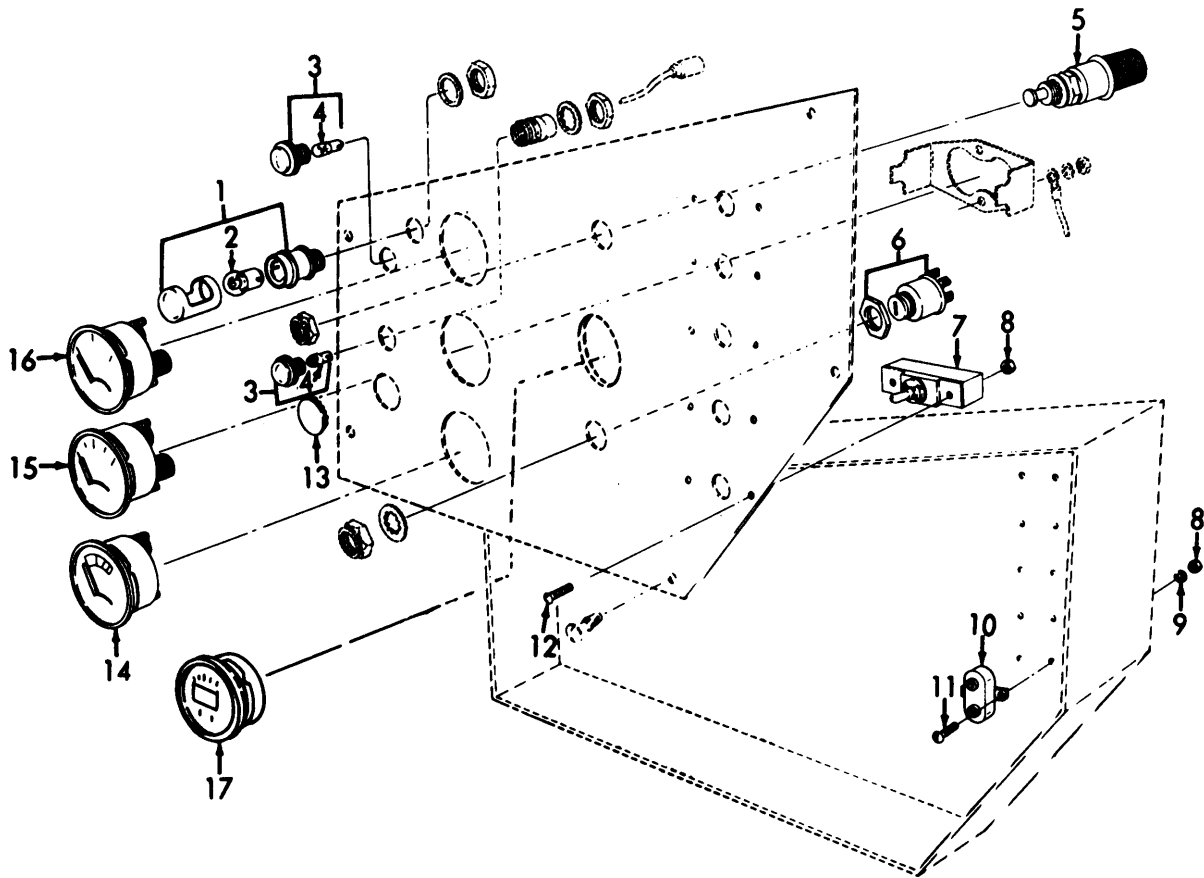


ME 3810-227-35P/32

Figure 22. Distributor.

INDEX TO PARTS, FIGURE 22

Reference Number	Functional Group	Item Name	Reference Number	Functional Group	Item Name
1	0605	SCREW ASMBLD- WASHER	23	0605	CLIP
2	0605	PLATE	24	0605	NUT
3	0605	NUT	25	0605	LEAD
4	0605	WASHER	26	0605	ROTOR
5	0605	COIL	27	0605	CAP
6	0605	WASHER	28	0605	WASHER
7	0605	SCREW	29	0605	GASKET
8	0605	BRACKET	30	0605	COVER AY
9	0605	NUT	31	0605	SCREW ASMBLD- WASHER
10	0605	WASHER	32	0605	WASHER
11	0605	RESISTOR	33	0605	SCREW
12	0605	BREATHER	34	0605	SCREW
13	0605	WASHER	35	0605	CONTACT
14	0605	SHIM	36	0605	CONTACT SET
15	0605	PIN	37	0605	SCREW ASMBLD- WASHER
16	0605	COUPLING			
17	0605	HOUSING	38	0605	COUPLING
18	0615	CAPACITOR	39	0605	GASKET
19	0605	CAPACITOR	40	061 5	CAPACITOR
20	0605	CLAMP	41	0605	PLATE
21	0605	WASHER	42	0605	PLATE
22	0605	SCREW	43	0605	SCREW




ME 3810-227-20P/23

Figure 23. Instrument Panel Gages and Mounting Hardware.

INDEX TO PARTS, FIGURE 23

Reference Number	Functional Group	Item Name	Reference Number	Functional Group	Item Name
1	0607	LIGHT	10	0607	CIRCUIT BREAKER
2	0607	BULB	11	0607	SCREW
3	0607	LIGHT	12	0607	SCREW
4	0607	BULB	13	0607	PLUG
5	0607	SWITCH	14	0607	METER
6	0607	SWITCH	15	0607	INDICATOR
7	0607	SWITCH	16	0607	INDICATOR
8	0607	NUT	17	0607	HOURMETER
9	0607	WASHER			

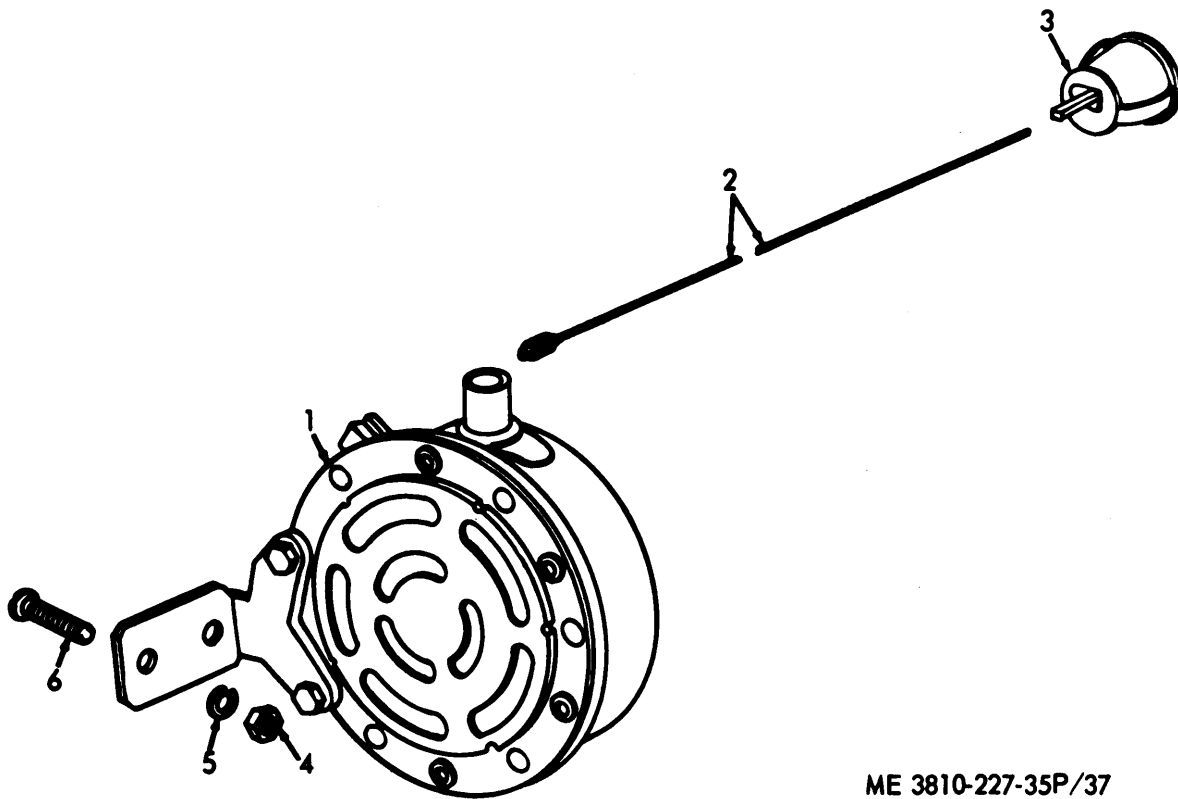


ME 3810-227-35P/36

Figure 24. Flood Light and Mounting Hardware.

INDEX TO PARTS, FIGURE 24

Reference Number	Functional Group	Item Name
1	0609	FLOOD LIGHT
2	0609	MOUNT
3	0609	LAMP
4	0609	MOLD AY
5	0609	MOLDING
6	0609	SCREW
7	0609	NUT
8	0609	WASHER

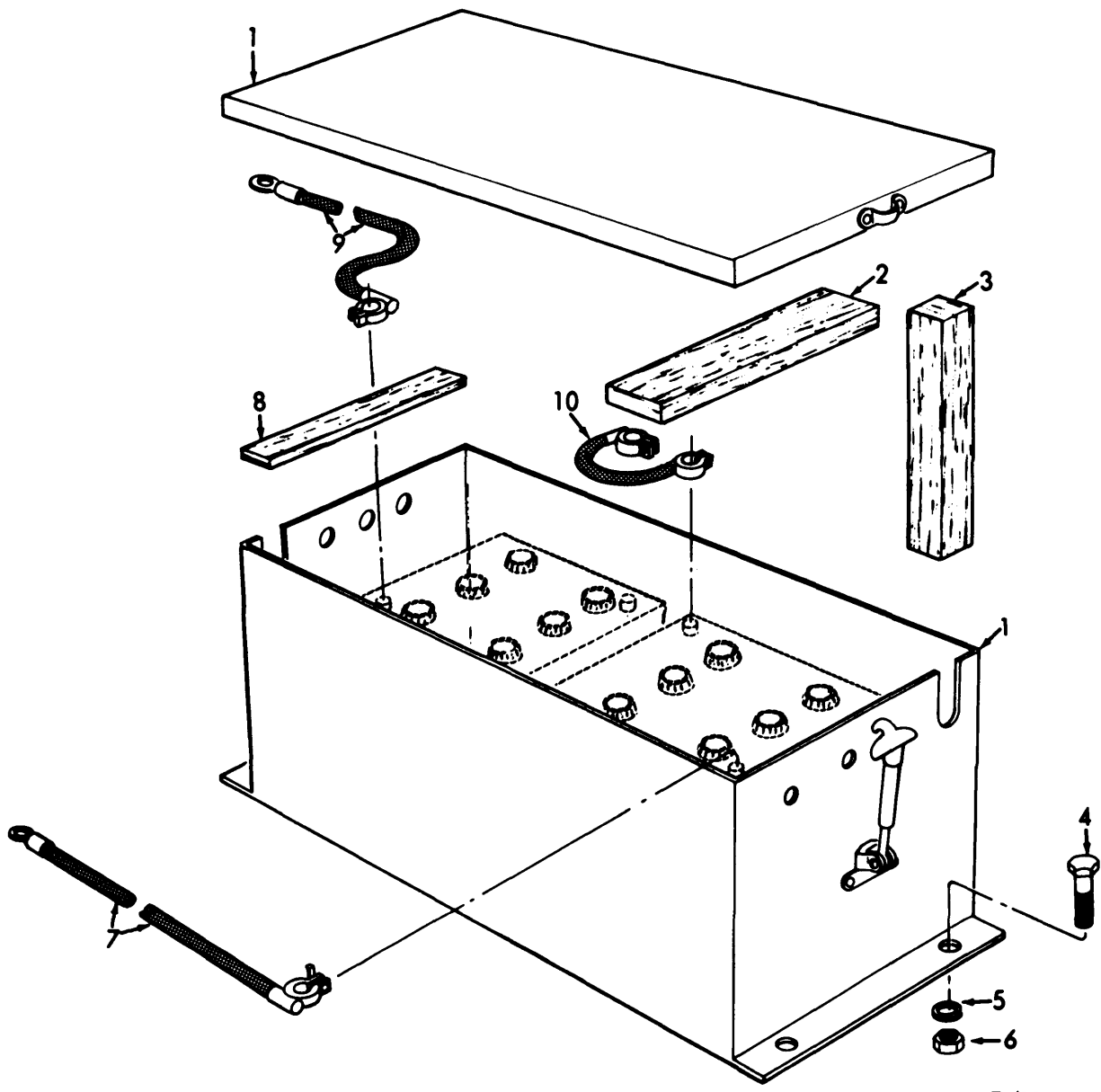


ME 3810-227-35P/37

Figure 25. Horn, Button and Mounting Hardware.

INDEX TO PARTS, FIGURE 25

Reference Number	Functional Group	Item Name
1	0611	HORN
2	0611	LEAD
3	0611	SWITCH
4	0611	NUT
5	0611	WASHER
6	0611	SCREW



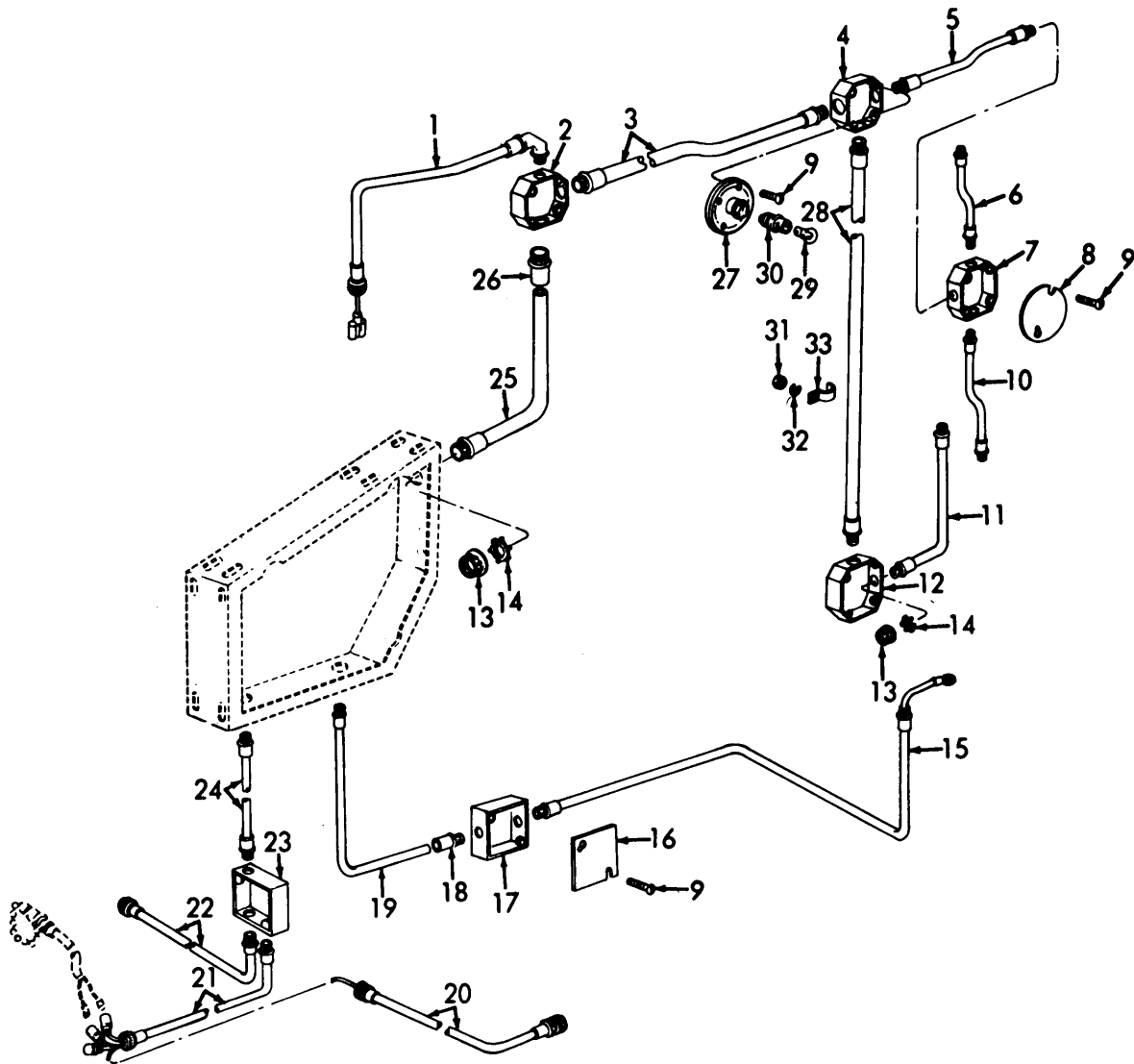
ME 3810-227-35P/38

Figure 26. Battery Box and Mounting Hardware.

INDEX TO PARTS, FIGURE 26

Reference Number	Functional Group	Item Name	Reference Number	Functional Group	Item Name
1		0612 BATTERY CASE	6	0612	0612 NUT
2		0612 BLOCK 7	9	0612	0612 CABLE
3		0612 BLOCK 8	10	0612	0612 CABLE
4		0612 SCREW			
5		0612 WASHER			



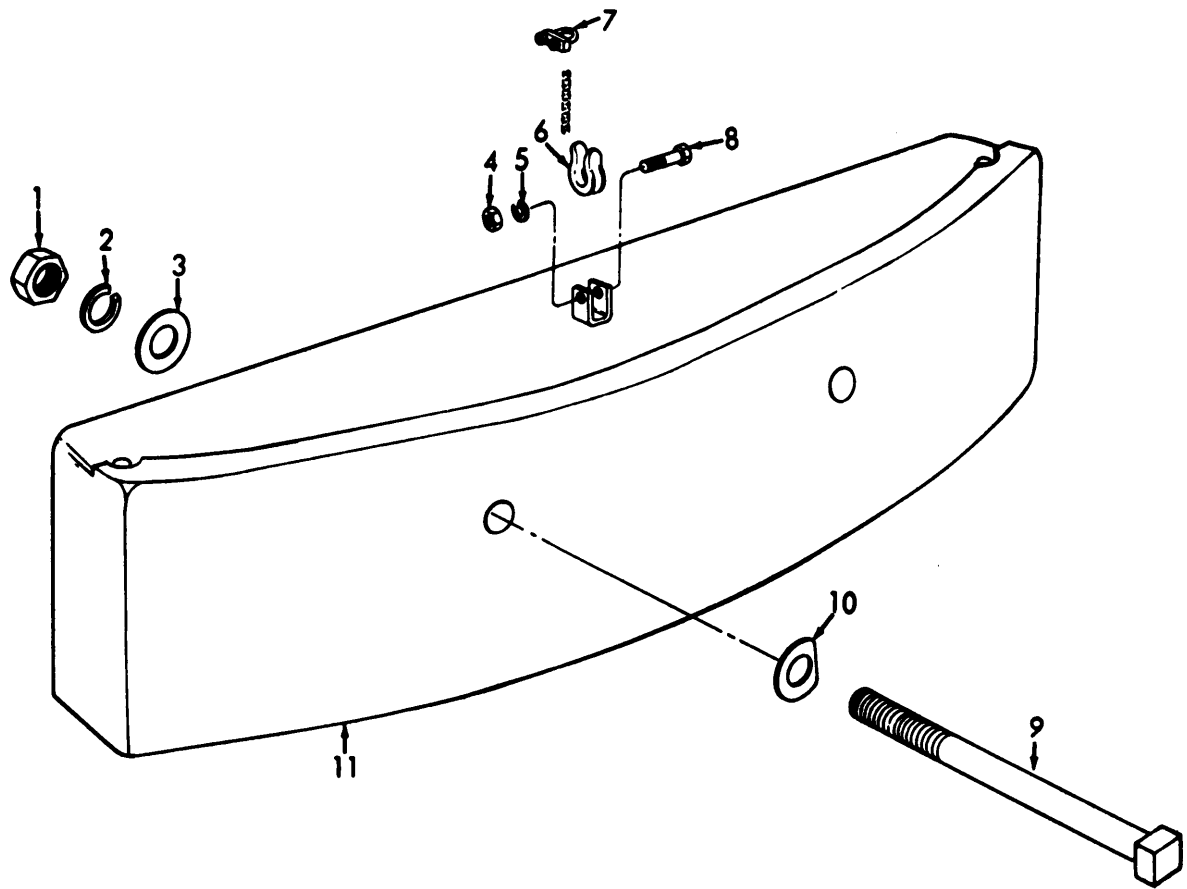


ME 3810-227-20P/27

Figure 27. Crane Electrical Conduit Boxes and Light.

INDEX TO PARTS, FIGURE 27

Reference Number	Functional Group	Item Name	Reference Number	Functional Group	Item Name
	1	0613	CONDUIT AY	17	0613 BOX
	2	0613	BOX	18	0613 CONNECTOR
	3	0613	CONDUIT AY	19	0613 CONDUIT
	4	0613	BOX	20	0613 CONDUIT AY
	5	0613	CONDUIT AY	21	0613 CONDUIT AY
	6	0613	CONDUIT AY	22	0613 CONDUIT AY
	7	0613	BOX	23	0613 JUNCTION BOX
	8	0613	COVER	24	0613 CONDUIT AY
	9	0609	SCREW	25	0613 CONDUIT AY
	9	0613	SCREW	26	0613 CONNECTOR
	10	0613	CONDUIT AY	27	0609 RECEPTACLE
	11	0613	CONDUIT AY	28	0613 CONDUIT AY
	12	0613	OUT BOX AY	29	0609 LAMP
	13	0613	CONNECTOR	30	0609 ADAPTER
	14	0613	LOCKNUT	31	0613 NUT
	15	0613	CONDUIT AY	32	0613 WASHER
	16	0613	COVER	33	0613 STRAP

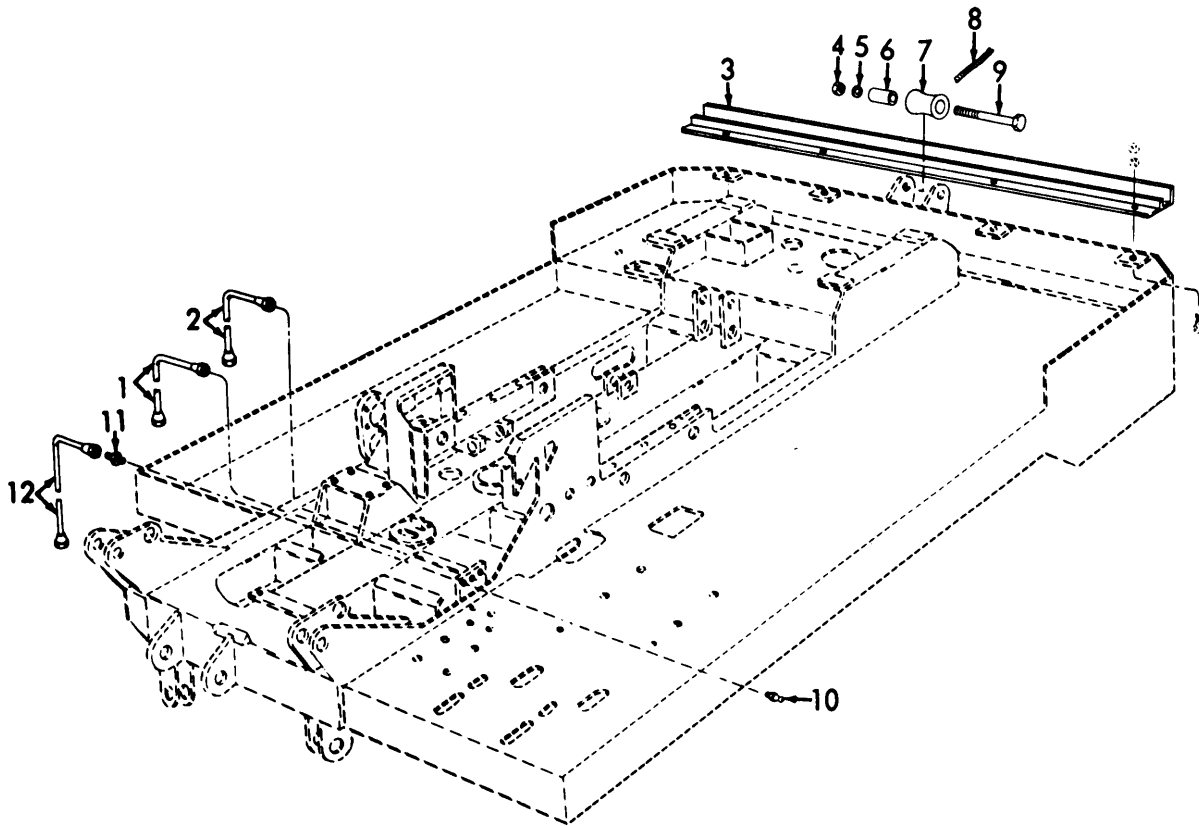


ME 3810-227-35P/40

Figure 28. Counter Weight and Mounting Hardware.

INDEX TO PARTS, FIGURE 28

Reference Number	Functional Group	Item Name	Reference Number	Functional Group	Item Name
	1	1502	NUT 7	1502	CLIP
	2	1502	WASHER 8	1502	SCREW
	3	1502	WASHER 9	1502	BOLT
	4	1 502	NUT 10	1 502	BAR
	5	1502	WASHER 11	1502	COUNTER-WEIGHT
	6	1502	THIMBLE		

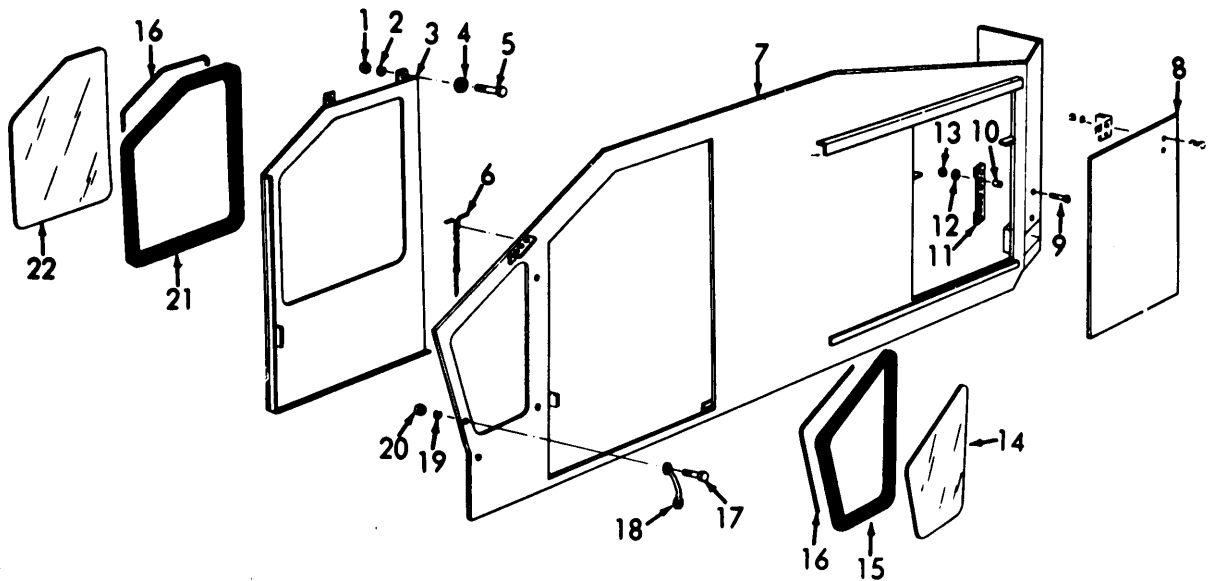


ME 3810-227-20P/29

Figure 29. Base and Rear Door Track.

INDEX TO PARTS, FIGURE 29

Reference Number	Functional Group	Item Name	Reference Number	Functional Group	Item Name
1	7414	TUBING AY	7	1502	ROLLER
2	7414	TUBING AY	8	1502	WIRE ROPE
3	1801	GUIDE	9	1502	SCREW
4	1502	NUT	10	7414	FITTING
5	1502	WASHER	11	7414	PLUG
6	1502	SPACER	12	7414	TUBING AY

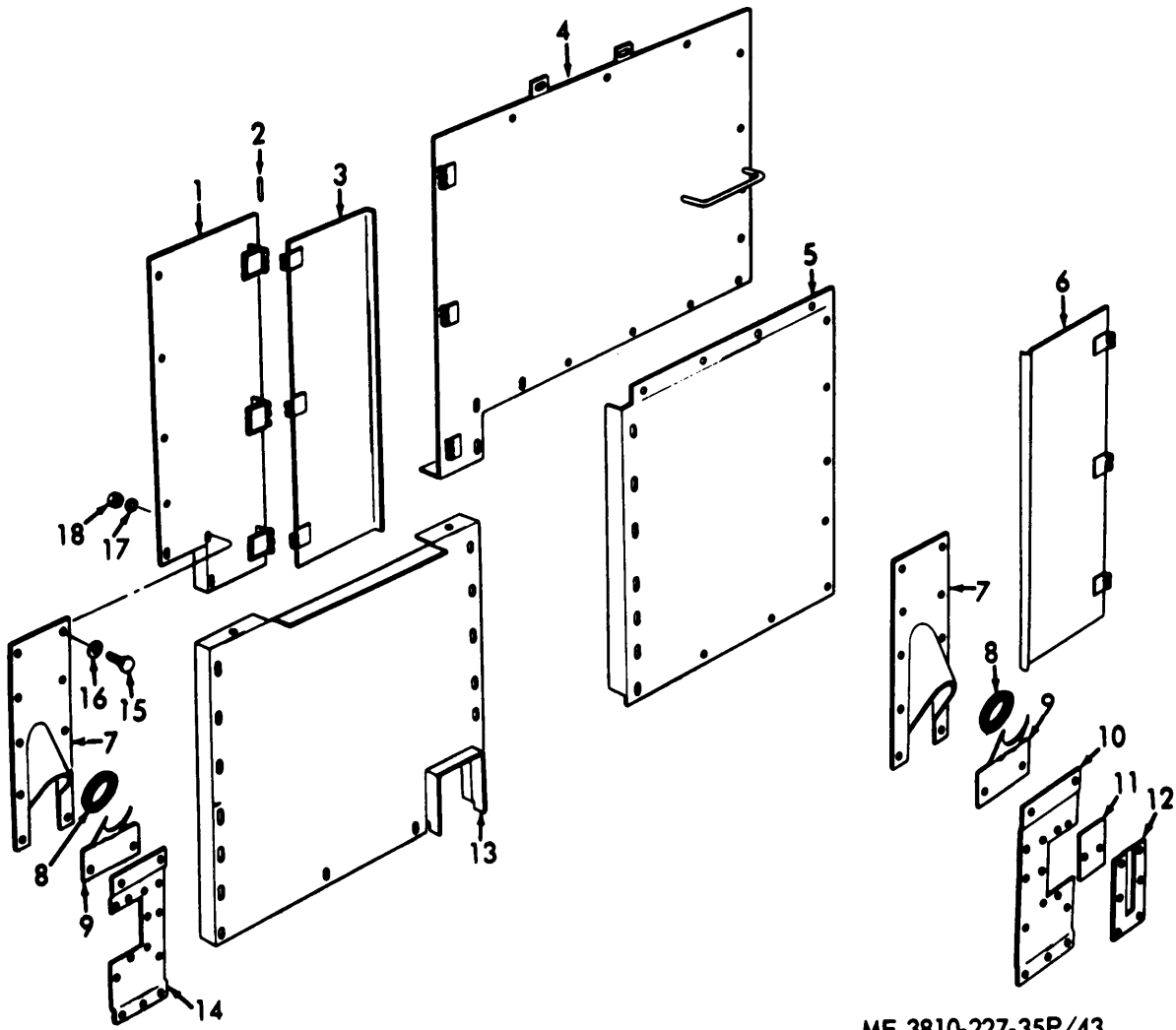


ME 3810-227-35P/42

Figure 30. Crane Cab Left Hand Panel Door and Glass.

INDEX TO PARTS, FIGURE 30

Reference Number	Functional Group	Item Name	Reference Number	Functional Group	Item Name
1		1801 NUT	12	0608	WASHER
2		1801 WASHER	13	0608	NUT
3		1801 DOOR	14	1801	GLASS
4		1801 ROLLER AY	15	1801	SEAL
5		1801 SCREW	16	1801	STRIP
6		1801 PIN AY	17	1801	BOLT
7		1801 PANEL	18	1801	HANDLE
8		1801 DOOR	19	1801	WASHER
9		0608 SCREW	20	1801	NUT
10		0608 SPACER	21	1801	SEAL
11		0608 BAR	22	1801	GLASS

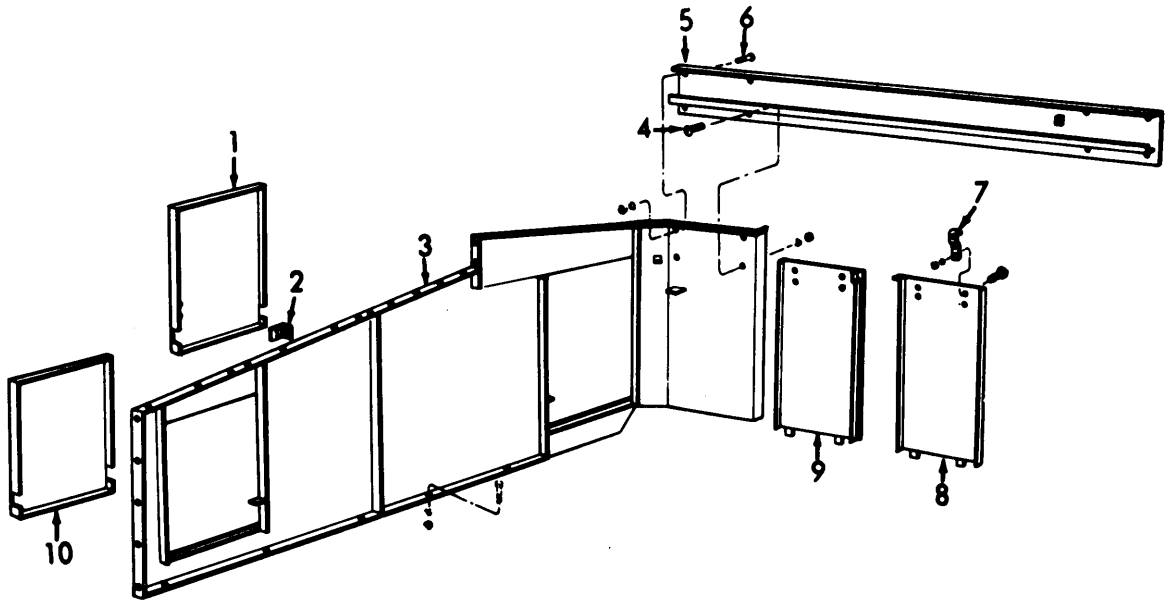


ME 3810-227-35P/43

Figure 31. Roof Panels, Plates, Doors and Mounting Hardware.

INDEX TO PARTS, FIGURE 31

Reference Number	Functional Group	Item Name	Reference Number	Functional Group	Item Name
1	1801	PANEL	10	1801	PLATE
2	1801	PIN	11	1801	PLATE
3	1801	DOOR	12	1801	SEAL
4	1801	PANEL	13	1801	PANEL
5	1801	PANEL	14	1801	PLATE
6	1801	DOOR	15	1801	SCREW
7	1801	PLATE	16	1801	WASHER
8	1801	SEAL	17	1801	WASHER
9	1801	PLATE	18	1801	NUT

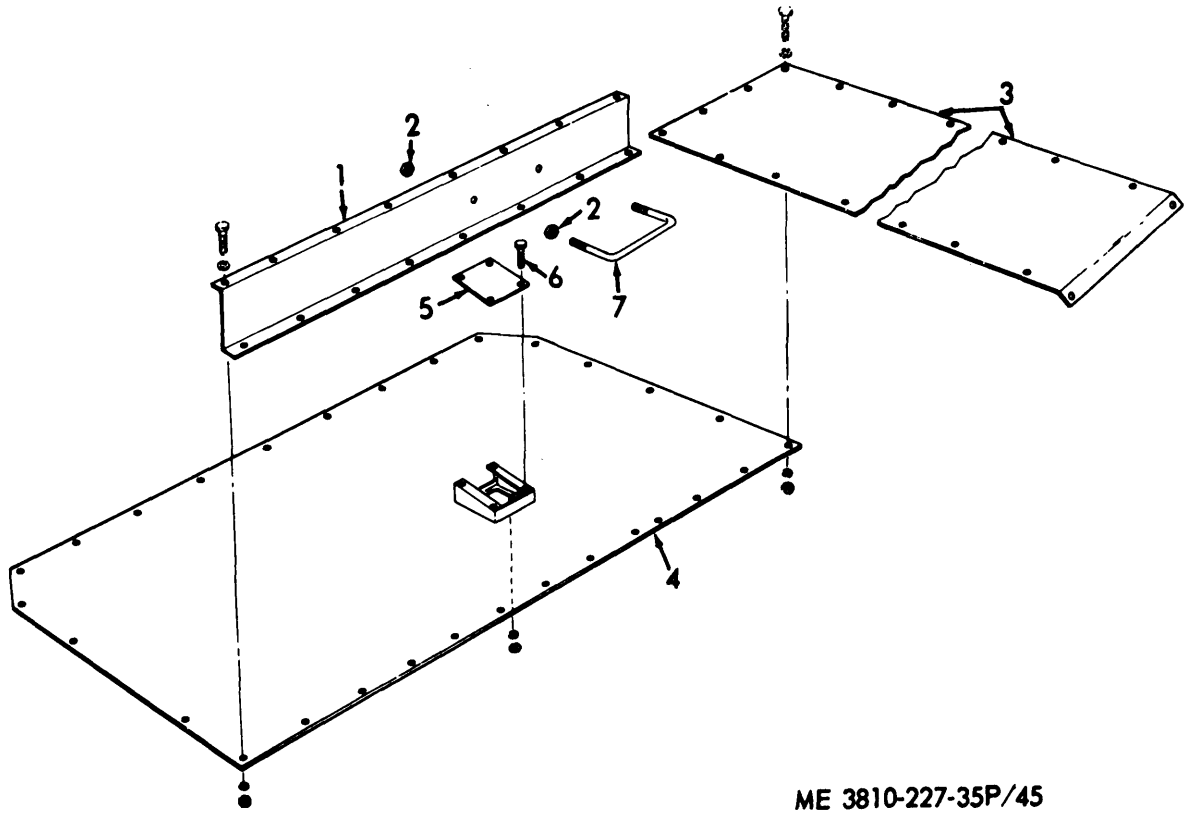


ME 3810-227-35P/4A

Figure 32. Crone Cab Right Hand Panel, Doors and Mounting Hardware.

INDEX TO PARTS, FIGURE 32

Reference Number	Functional Group	Item Name
1	1801	DOOR
2	1801	LATCH
3	1801	PANEL
4	1801	SCREW
5	1801	GUIDE
6	1801	SCREW
7	1801	HOOK
8	1801	DOOR
9	1801	DOOR
10	1801	DOOR



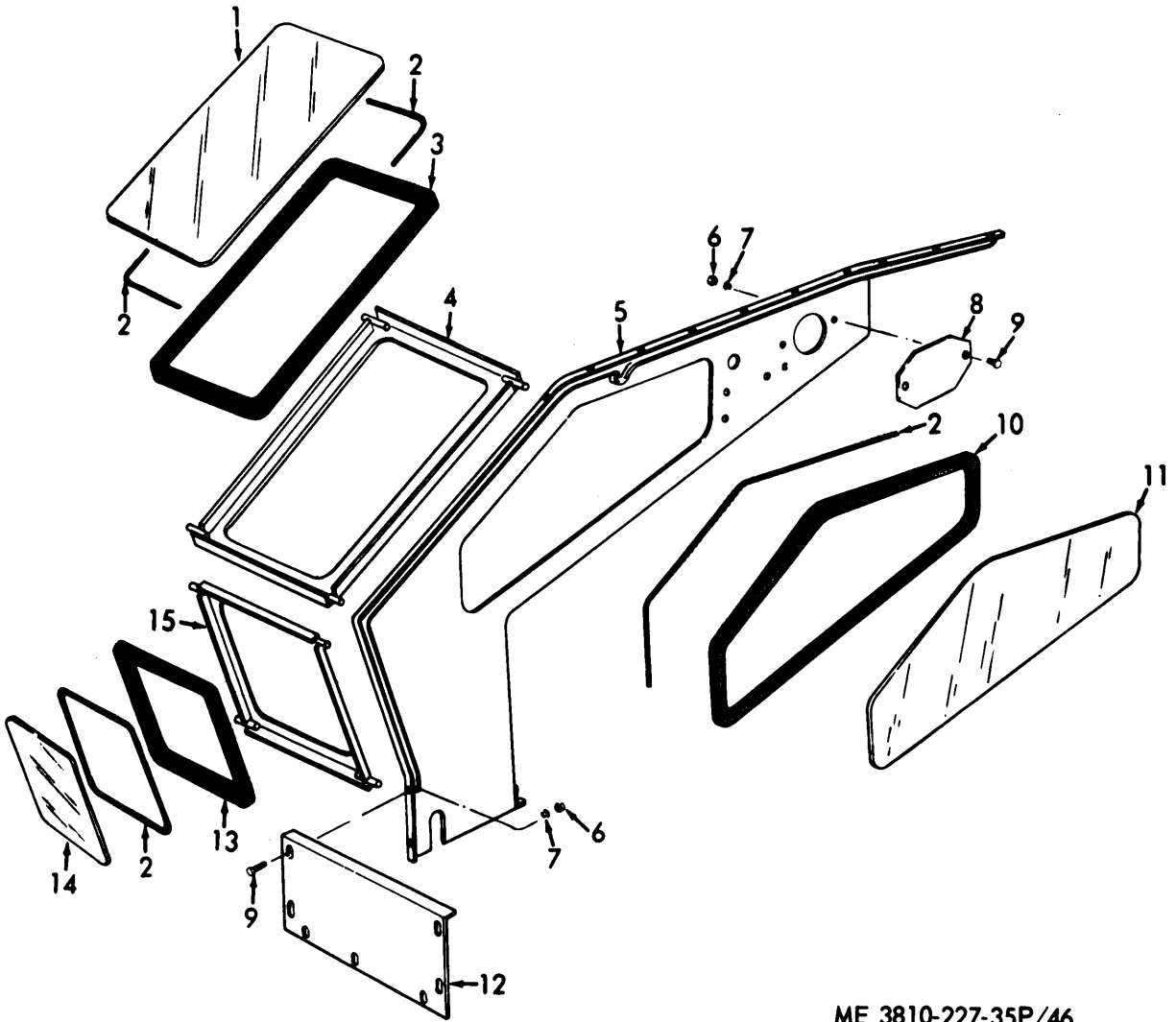
ME 3810-227-35P/45

Figure 33. Rear Left Hand Roof Panels and Mounting Hardware.

INDEX TO PARTS, FIGURE 33

Reference Number	Functional Group	Item Name
1	1801	PANEL
2	1801	NUT
3	1801	PANEL
4	1801	PANEL
5	1801	PLATE
6	1801	SCREW
7	1801	LADDER





ME 3810-227-35P/46

Figure 34. Crane Cab Center Panel, Glass and Molding.

INDEX TO PARTS, FIGURE 34

Reference Number	Functional Group	Item Name	Reference Number	Functional Group	Item Name
1	1801	GLASS	9	1801	SCREW
2	1801	STRIP	10	1801	SEAL
3	1801	SEAL	11	1801	GLASS
4	1801	FRAME	12	1801	PLATE
5	1801	PANEL	13	1801	SEAL
6	1801	NUT	14	1801	GLASS
7	1801	WASHER	15	1801	FRAME
8	1801	PLATE			

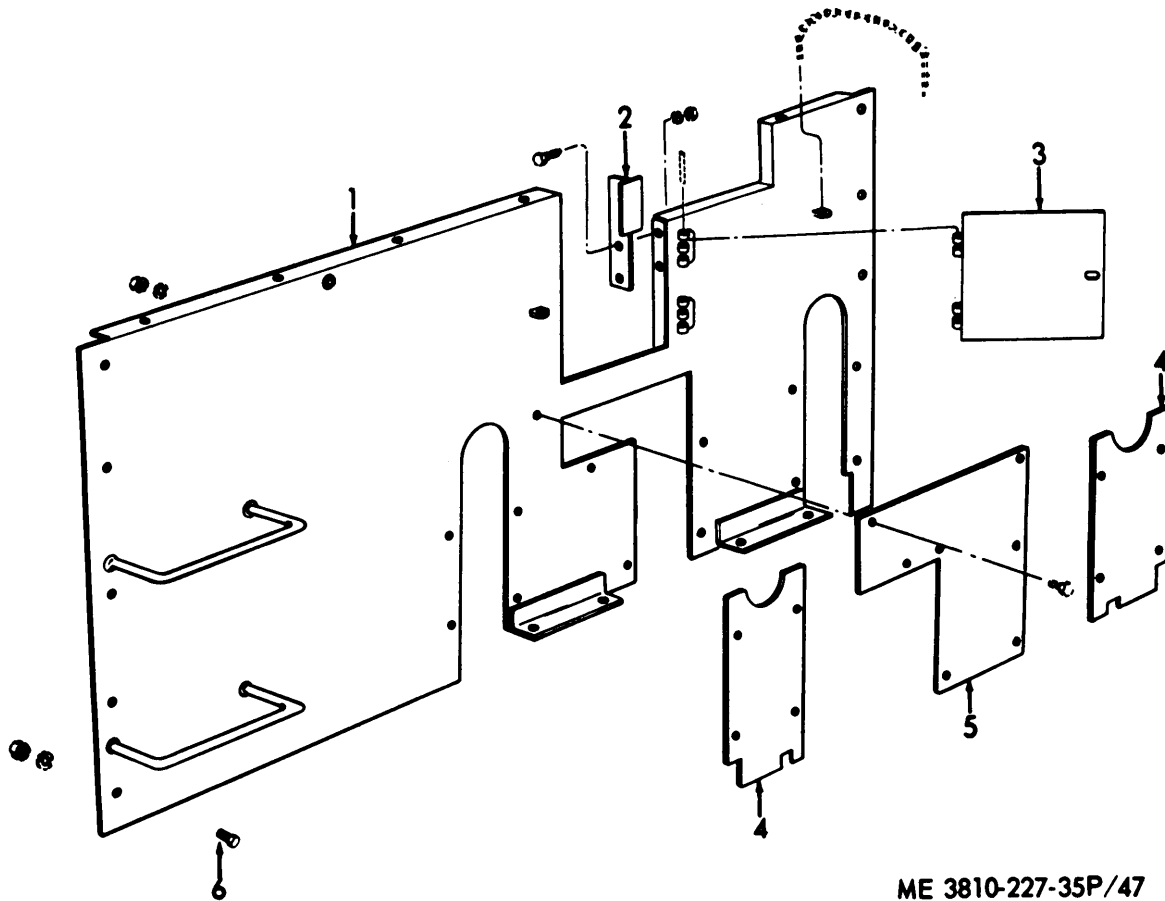
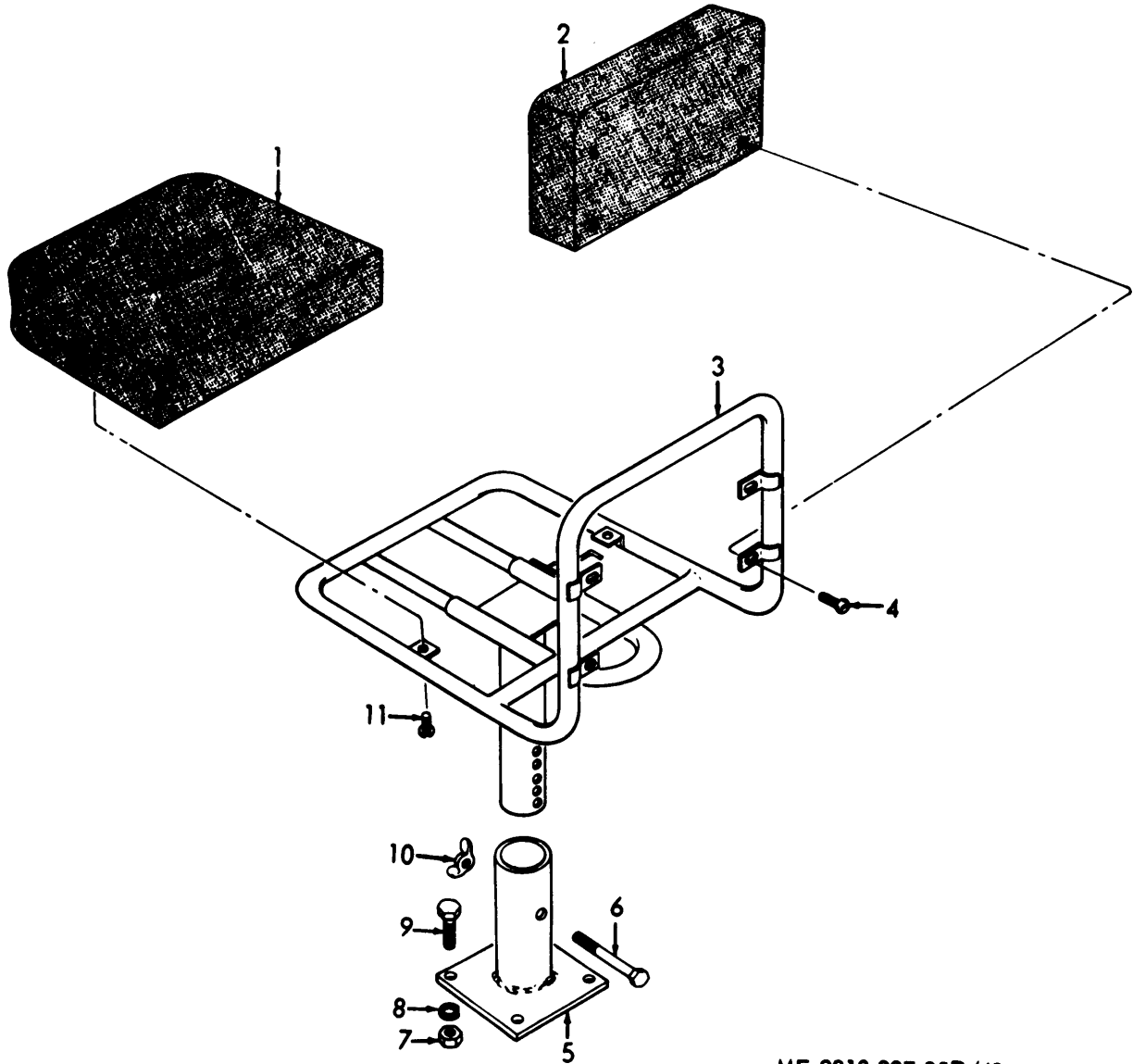


Figure 35. Crane Cab Front Panel Plates and Mounting Hardware.

INDEX TO PARTS, FIGURE 35

Reference Number	Functional Group	Item Name
1	1801	PANEL
2	1801	BRACKET
3	1801	DOOR
4	1801	PLATE
5	1801	PLATE
6	1801	SCREW

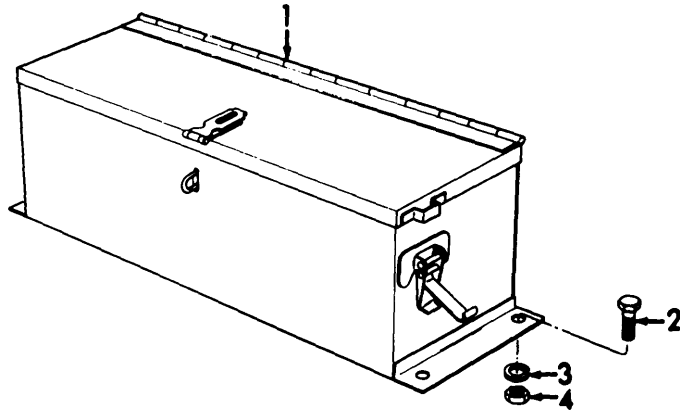


ME 3810-227-35P/48

Figure 36. Seat.

INDEX TO PARTS, FIGURE 36

Reference Number	Functional Group	Item Name	Reference Number	Functional Group	Item Name
1	1806	CUSHION	7	1806	NUT
2	1806	BACK	8	1 806	WASHER
3	1806	FRAME	9	1806	SCREW
4	1806	SCREW	10	1806	NUT
5	1806	STAND	11	1806	SCREW
6	1806	SCREW			

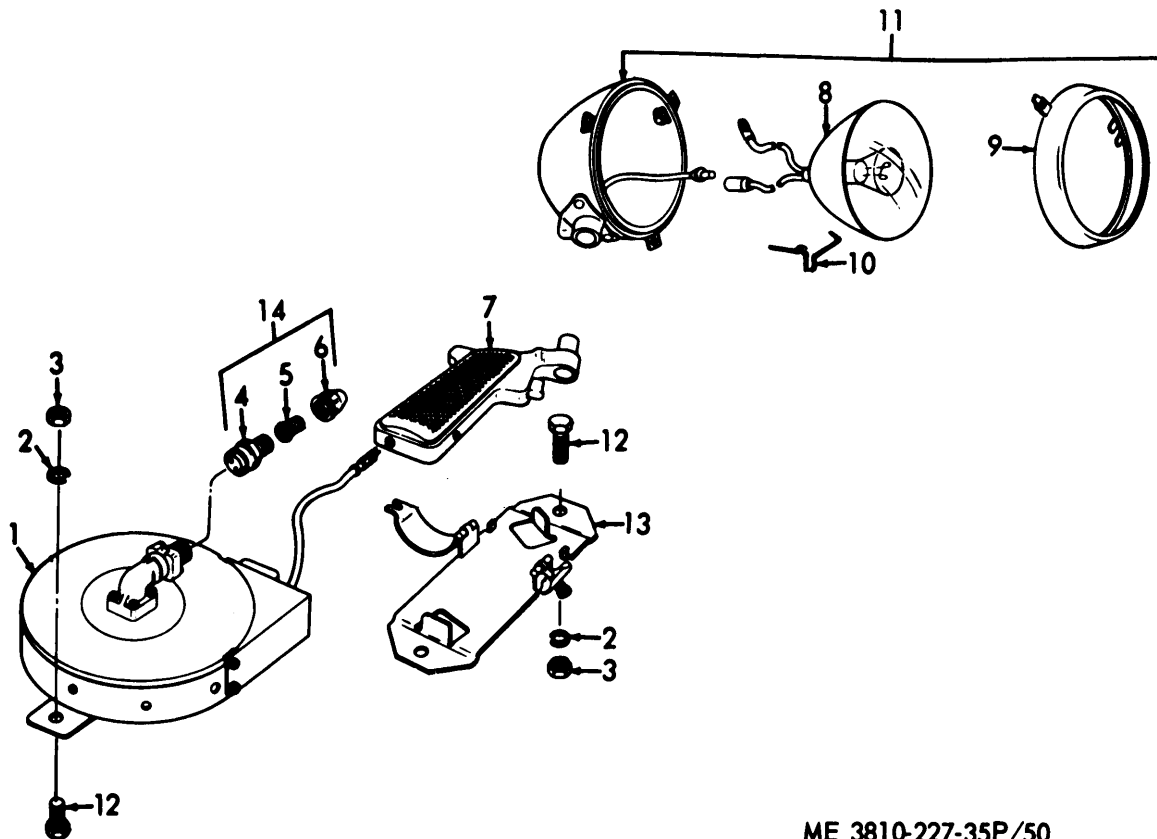


**ME 3810-227-35P/49**

*Figure 37. Tool Box and Mounting Hardware. '*

**INDEX TO PARTS, FIGURE 37**

Reference Number	Functional Group	Item Name
1	1808	BOX
2	1808	SCREW
3	1808	WASHER
4	1808	NUT

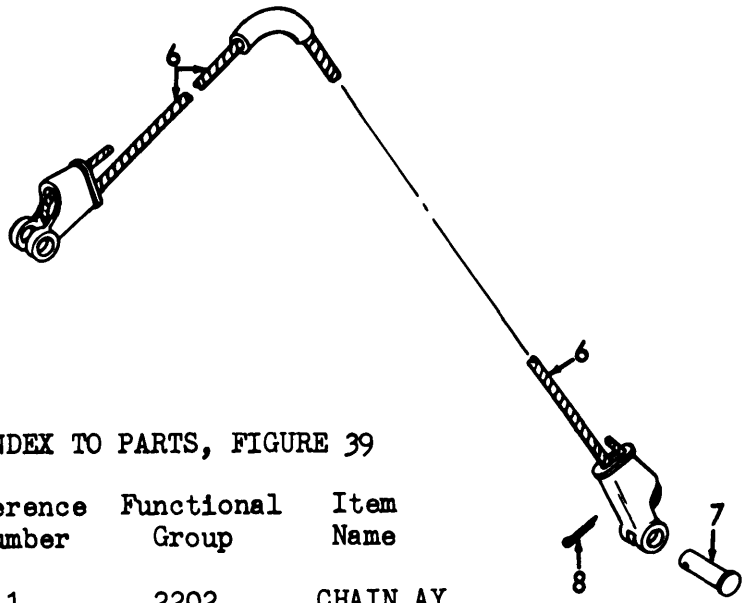




ME 3810-227-35P/50

Figure 38. Trouble Light, Reel and Mounting Hardware.

INDEX TO PARTS, FIGURE 38

Reference Number	Functional Group	Item Name	Reference Number	Functional Group	Item Name
1	2202	REEL AY	8	2202	LAMP
2	2202	WASHER	9	2202	DOOR AY
3	2202	NUT	10	2202	RECEPTACLE
4	2202	CONNECTOR	11	2202	SPOTLIGHT
5	2202	GROMMET	12	2202	SCREW
6	2202	NUT	13	2202	LATCH AY
7	2202	SWITCH	14	2202	EXTENSION AY



INDEX TO PARTS, FIGURE 39

Reference Number	Functional Group	Item Name
1	2202	CHAIN AY
2	2202	CABLE
3	7420	FILTER
4	7420	GASKET
5	7420	PLUG
6	2202	SLING AY
7	2202	PIN
8	2202	PIN

ME 3810-227-35P/51

Figure 39. Lifting Sling, Chain Case, Breather and Drain Plug.

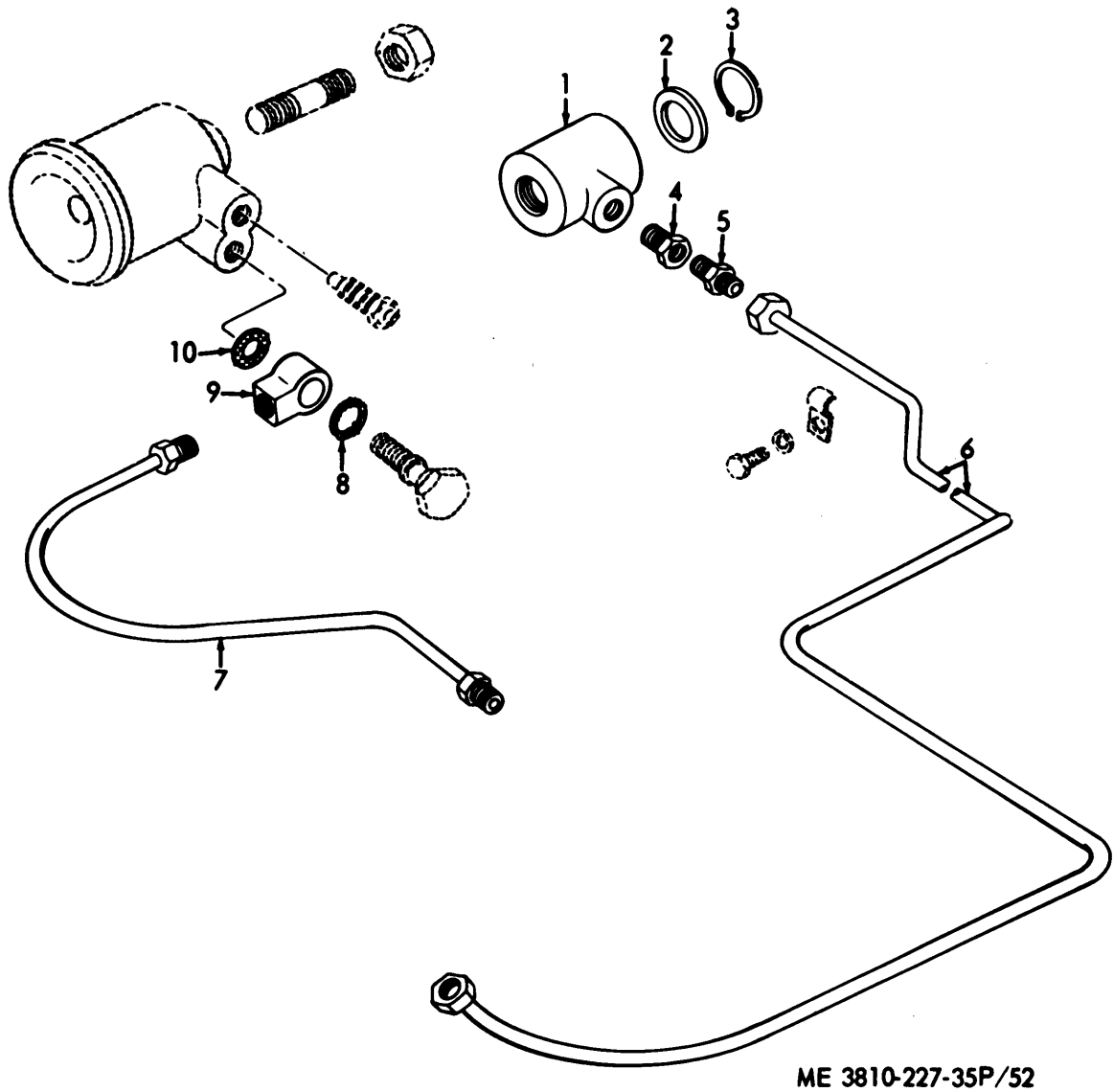
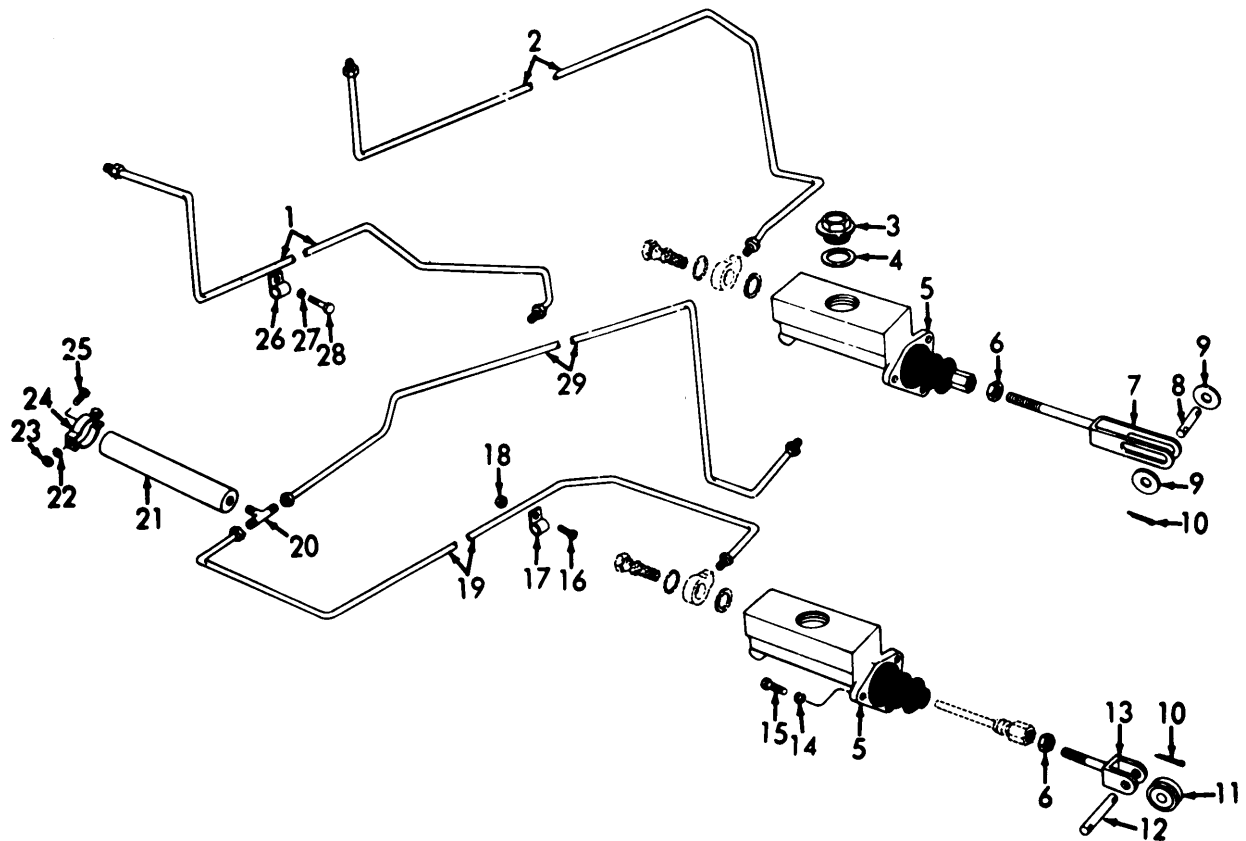


Figure 40. Clutch Cylinder, Rotating Joint Lines and Fittings.

INDEX TO PARTS, FIGURE 40

Reference Number	Functional Group	Item Name	Reference Number	Functional Group	Item Name
1	4301	SWIVEL	6	4301	TUBE
2	4301	WASHER	7	4301	TUBE AY
3	4301	RING	8	4301	GASKET
4	4301	BUSHING	9	4301	FITTING
5	4301	ADAPTER	10	4301	WASHER



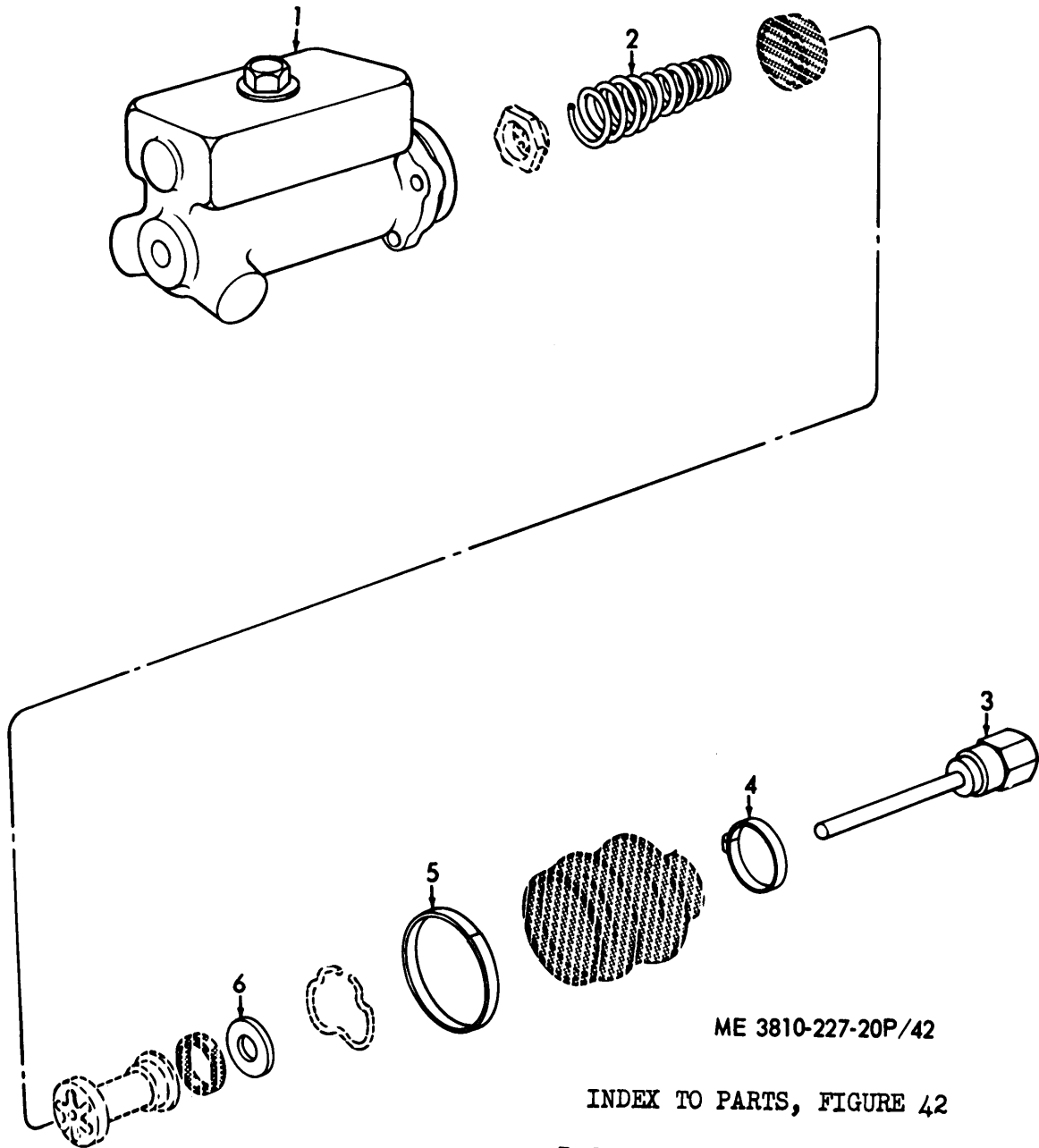
ME 3810-227-35P/53

Figure 41. Hydraulic Cylinders, Lines and Fittings.

INDEX TO PARTS, FIGURE 41

Reference Number	Functional Group	Item Name	Reference Number	Functional Group	Item Name
1	4301	TUBE	16	4301	SCREW
2	4301	TUBE	17	4301	CLAMP
3	4305	CAP	18	4301	NUT
4	4305	GASKET	19	4301	TUBE
5	4305	CYLINDER	20	4301	TEE
6	4309	NUT	21	4307	ACCUMULATOR
7	4309	YOKE	22	4307	WASHER
8	4309	PIN	23	4307	NUT
9	4309	WASHER	24	4307	HANGER
10	4309	PIN	25	4307	SCREW
11	4309	BEARING	26	4301	CLAMP
12	4309	PIN	27	4301	WASHER
13	4309	CLEVIS	28	4301	SCREW
14	4305	WASHER	29	4301	TUBE
15	4305	SCREW			





INDEX TO PARTS, FIGURE 42

Reference Number	Functional Group	Item Name
1	4305	CASTING
2	4305	SPRING
3	4305	ROD
4	4305	RING
5	4305	RING
6	4305	WASHER

Figure 42. Hydraulic Cylinder.

INDEX TO PARTS, FIGURE 43

Reference Number	Functional Group	Item Name
1	4307	ROD
2	4307	CASTING
3	4307	BLEEDER VALVE

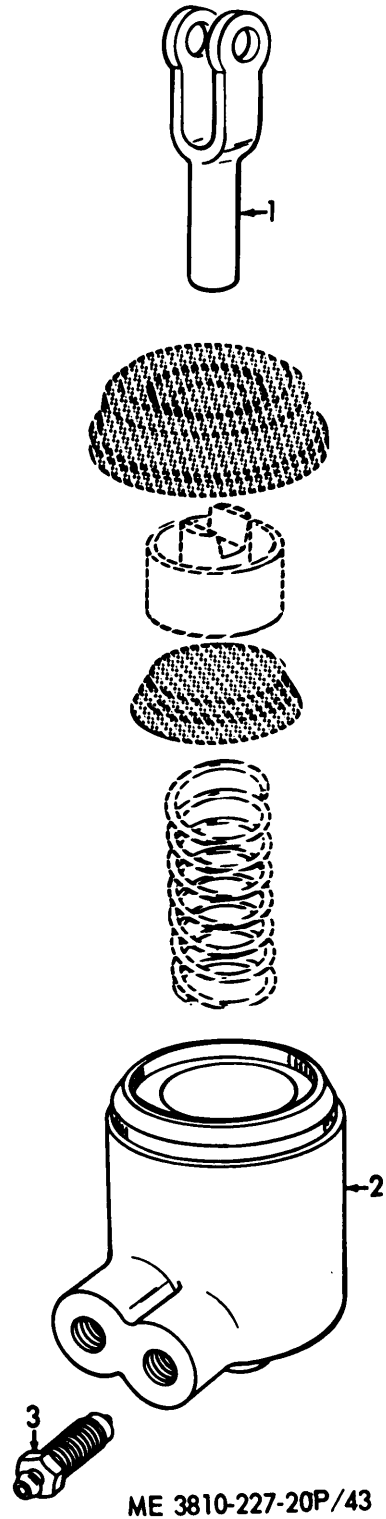
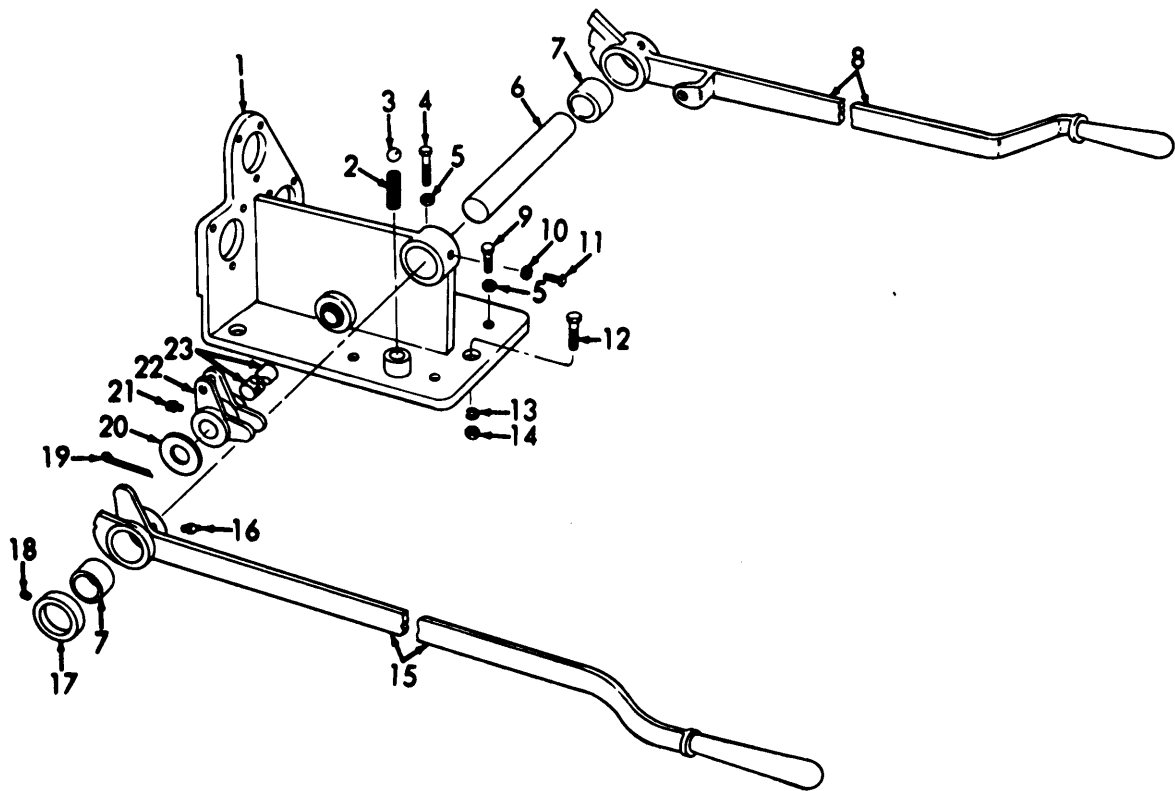


Figure 43. Clutch Cylinder.



ME 3810-227-35P/56 ①

Figure 44. Hydraulic Cylinder Levers, Mounting Base and Hardware.

INDEX TO PARTS, FIGURE 44(1)

Reference Number	Functional Group	Item Name	Reference Number	Functional Group	Item Name
1	4309	SUPPORT	13	4309	WASHER
2	4309	SPRING	14	4309	NUT
3	4309	BALL BEARING	15	4309	LEVER
4	4309	SCREW	16	4309	FITTING
5	4309	NUT	17	4309	COLLAR
6	4309	PIN	18	4309	SETSCREW
7	4309	BEARING	19	4309	PIN
8	4309	LEVER	20	4309	WASHER
9	4309	SCREW	21	4309	FITTING
10	4309	NUT	22	4309	LINK
11	4309	SETSCREW	23	4309	PIN
12	4309	SCREW			

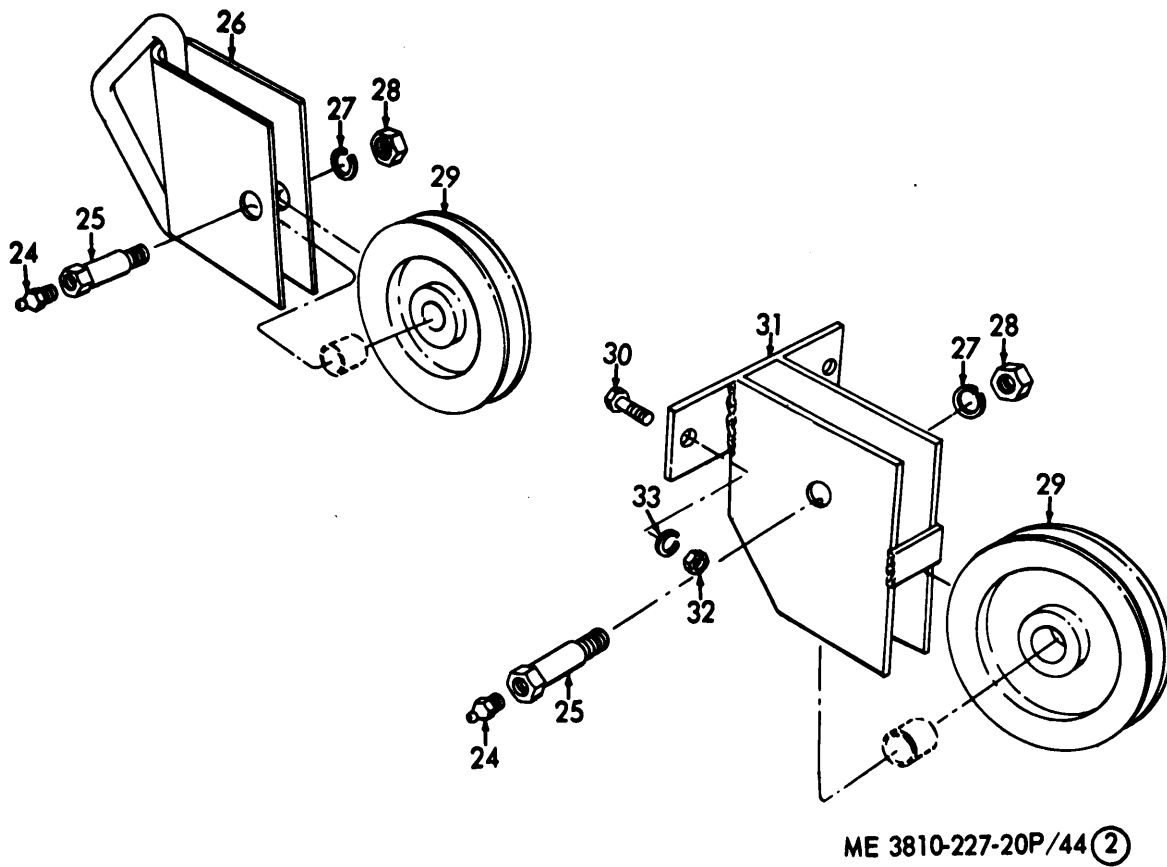
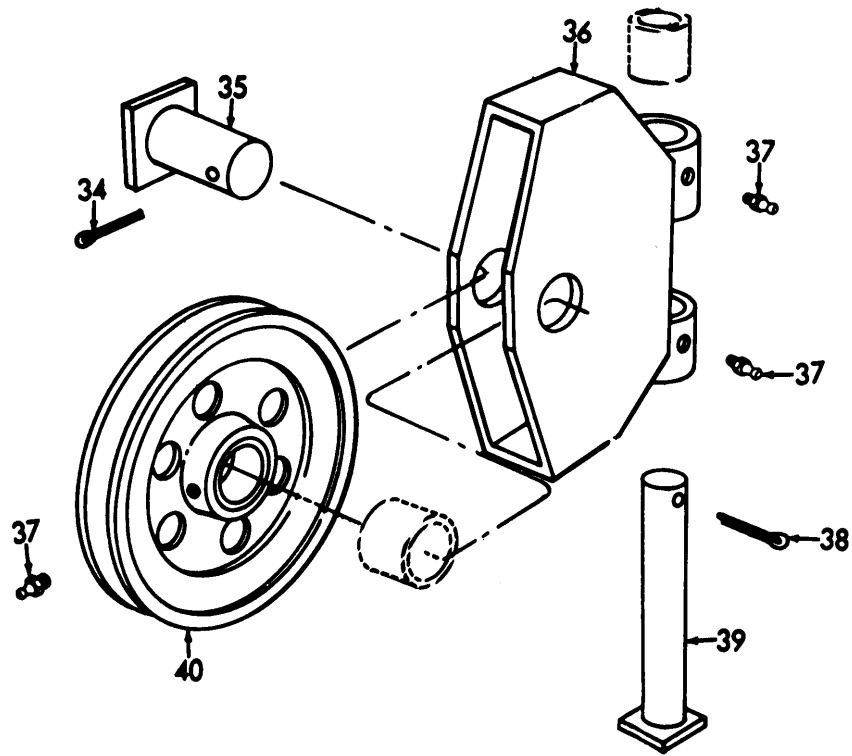


Figure 44(2). Bucket Trip Sheaves.

INDEX TO PARTS, FIGURE 44(2)

Reference Number	Functional Group	Item Name	Reference Number	Functional Group	Item Name
24	7410	OILER	29	7410	SHEAVE
25	7410	STUD	30	7410	SCREW
26	7410	HOOK BRACKET	31	7410	BRACKET
27	7410	WASHER	32	7410	NUT
28	7410	NUT	33	7410	WASHER

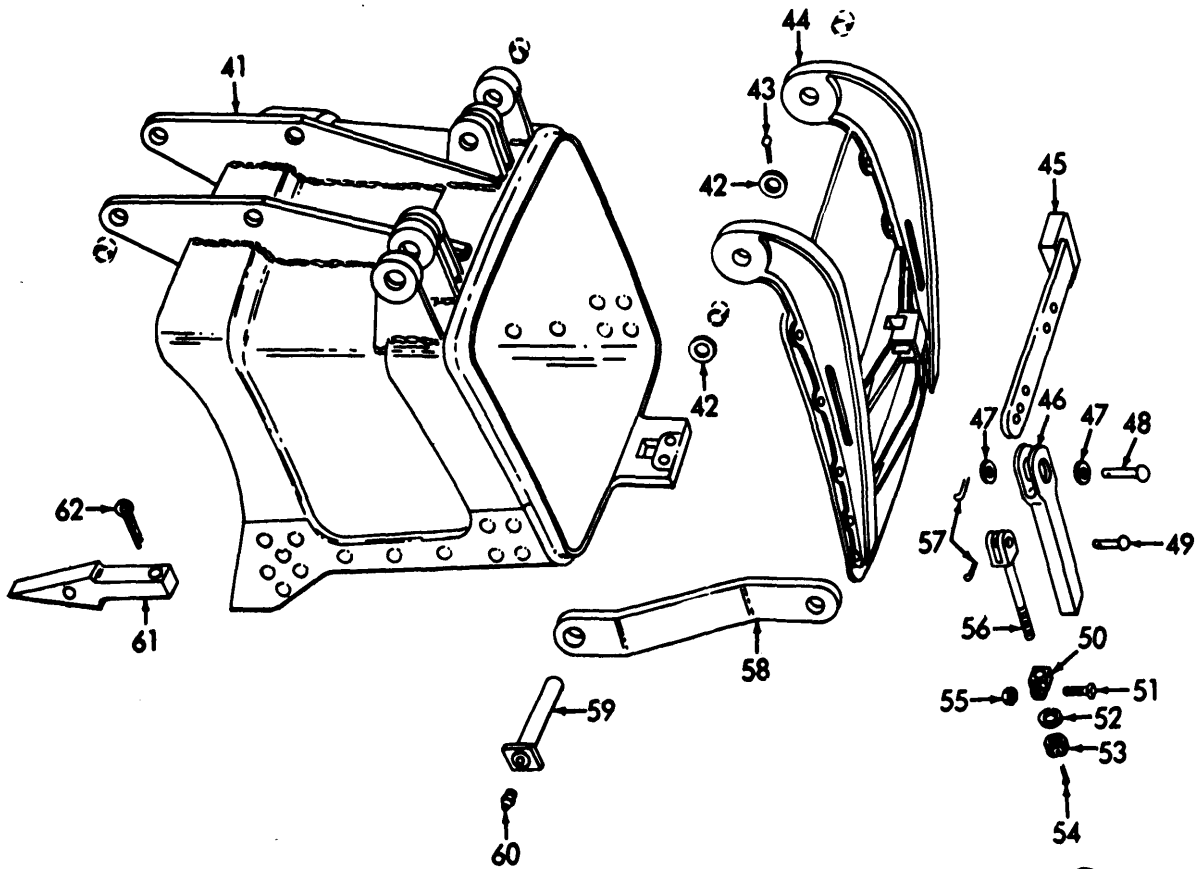


ME 3810-227-20P/44 (3)

Figure 44(3). Padlock Sheave.

INDEX TO PARTS FIGURE 44(3)

Reference Number	Functional Group	Item Name
34	7410	PIN
35	7410	PIN
36	7410	HOUSING
37	7410	FITTING
38	7410	PIN
39	7410	PIN AY
40	7410	SHEAVE

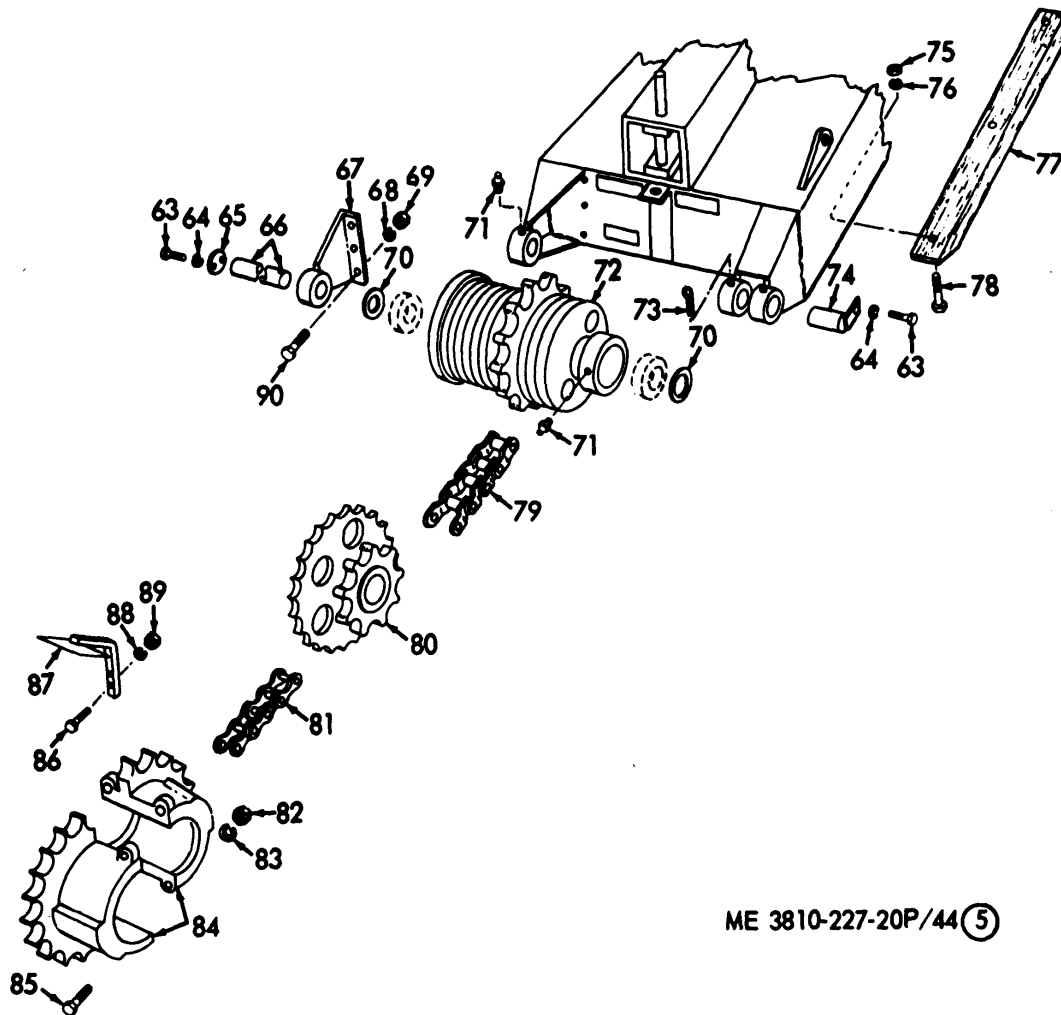


ME 3810-227-20P/44 (4)

Figure 44(4). Bucket.

INDEX TO PARTS, FIGURE 44(4)

Reference Number	Functional Group	Item Name	Reference Number	Functional Group	Item Name
41	7410	DIPPER	52	7410	WASHER
42	7410	WASHER	53	7410	NUT
43	7410	PIN	54	7410	PIN
44	7410	DOOR AY	55	7410	NUT
45	7410	LEVER	56	7410	PIVOT
46	7410	BAR	57	7410	PIN
47	7410	WASHER	58	7410	BRACKET
48	7410	PIN	59	7410	PIN
49	7410	PIN	60	7410	FITTING
50	7410	CLAMP	61	7410	POINT
51	7410	BOLT	62	7410	PIN



ME 3810-227-20P/44 (5)

Figure 44(5). Crowd Drum, Sprocket, Chain and Components.

INDEX TO PARTS, FIGURE 44(5)

Reference Number	Functional Group	Item Name	Reference Number	Functional Group	Item Name
63	7410	SCREW	77	7410	BLOCK
64	7410	WASHER	78	7410	SCREW
65	7410	PLATE	79	7410	CHAIN AY
66	7410	SHAFT	80	7410	SPROCKET
67	7410	BRACKET	81	7410	CHAIN AY
68	7410	WASHER	82	7410	NUT
69	7410	NUT	83	7410	WASHER
70	7410	WASHER	84	7410	SPROCKET
71	7410	FITTING	85	7410	SCREW
72	7410	DRUM	86	7410	SCREW
73	7410	PIN	87	7410	GUARD
74	7410	PIN	88	7410	WASHER
75	7410	NUT	89	7410	NUT
76	7410	WASHER	90	7410	SCREW

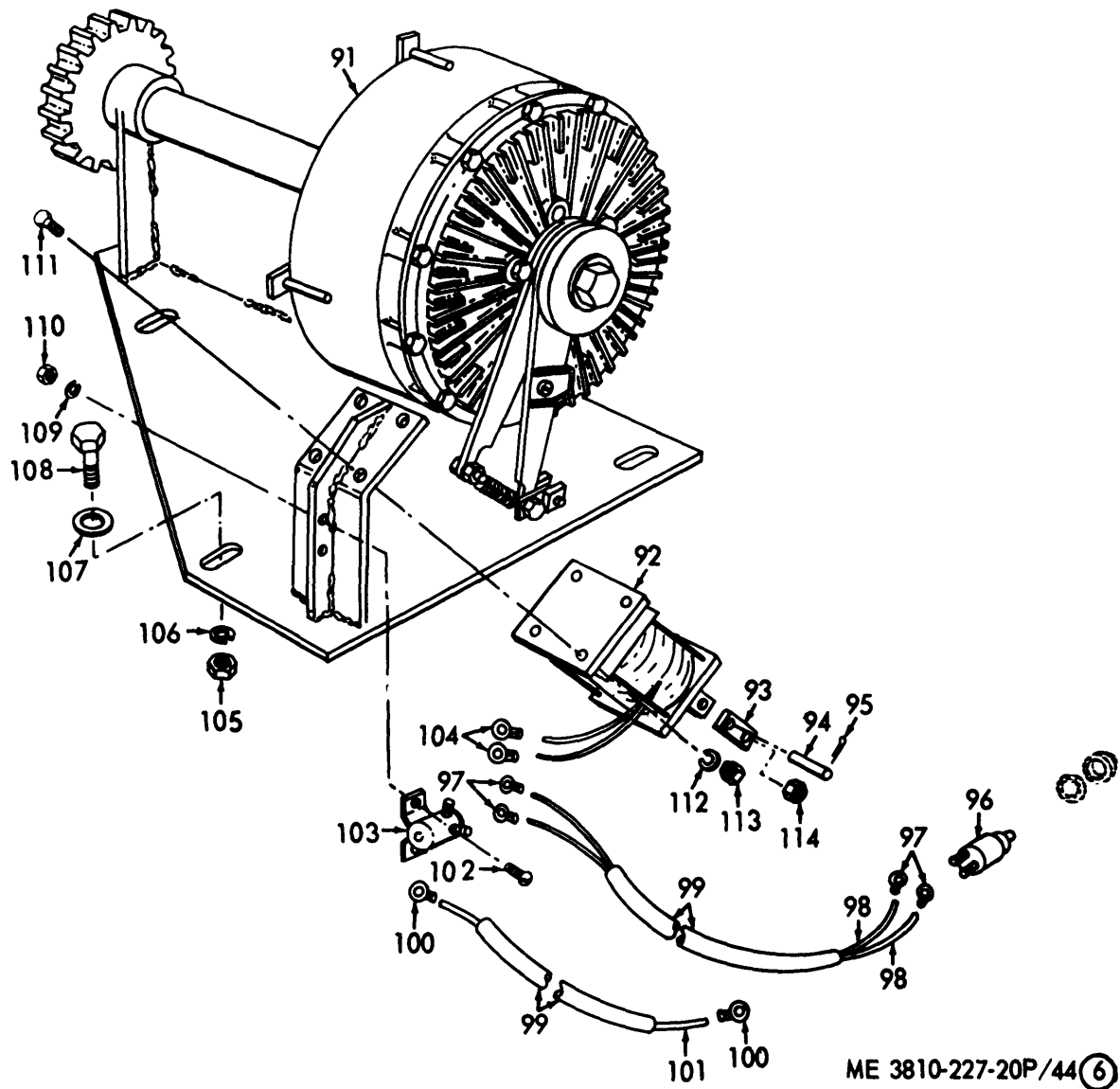
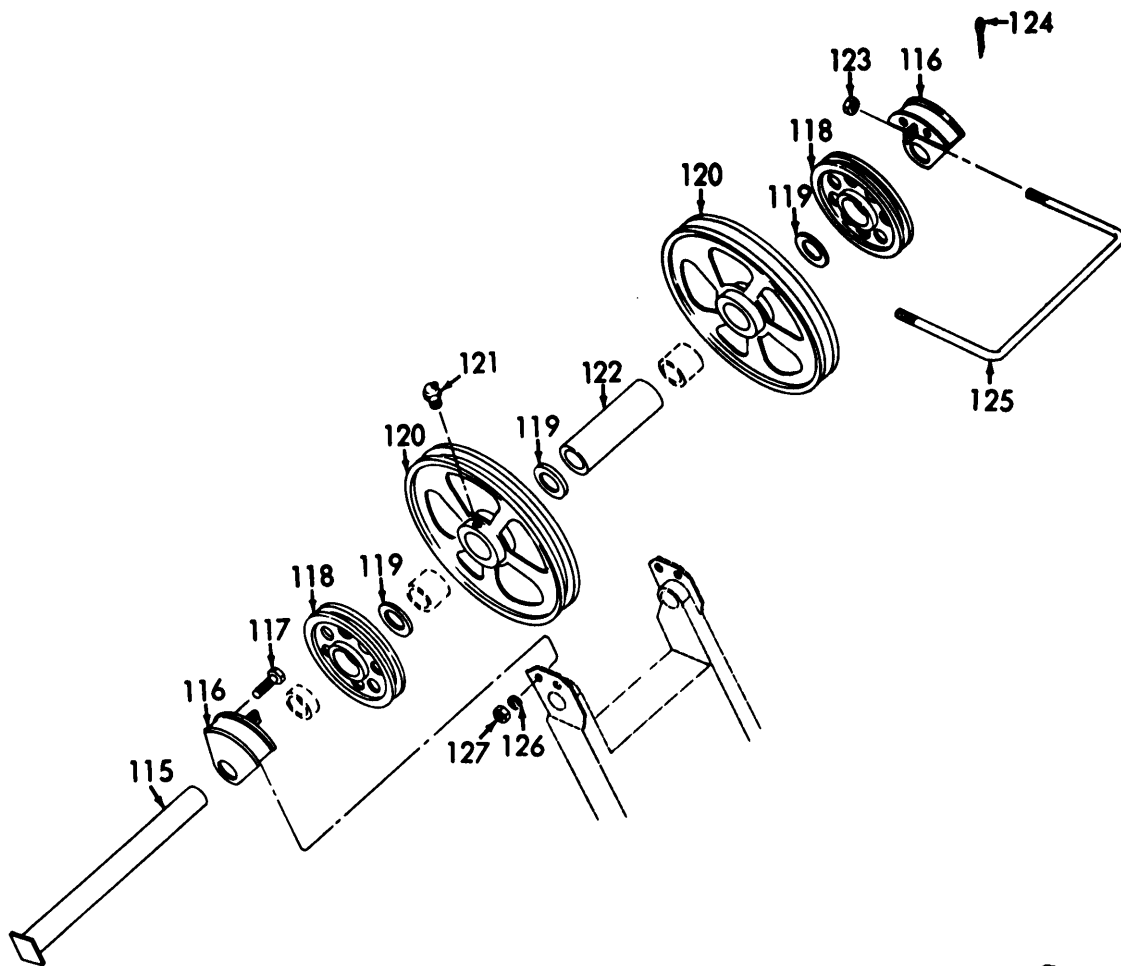


Figure 44(6). Trip, Solenoid, Switch, Button and Wiring.

INDEX TO PARTS, FIGURE 44(6)

Reference Number	Functional Group	Item Name	Reference Number	Functional Group	Item Name
91	7410	TRIP AY	103	7410	SWITCH
92	7410	SOLENOID	104	7410	TERMINAL
93	7410	LINK	105	7410	NUT
94	7410	PIN	106	7410	WASHER
95	7410	PIN	107	7410	WASHER
96	7410	BUTTON	108	7410	SCREW
97	7410	TERMINAL	109	7410	WASHER
98	7410	WIRE	110	7410	NUT
99	7410	LOOM	111	7410	SCREW
100	7410	TERMINAL	112	7410	WASHER
101	7410	WIRE	113	7410	NUT
102	7410	SCREW	114	7410	NUT



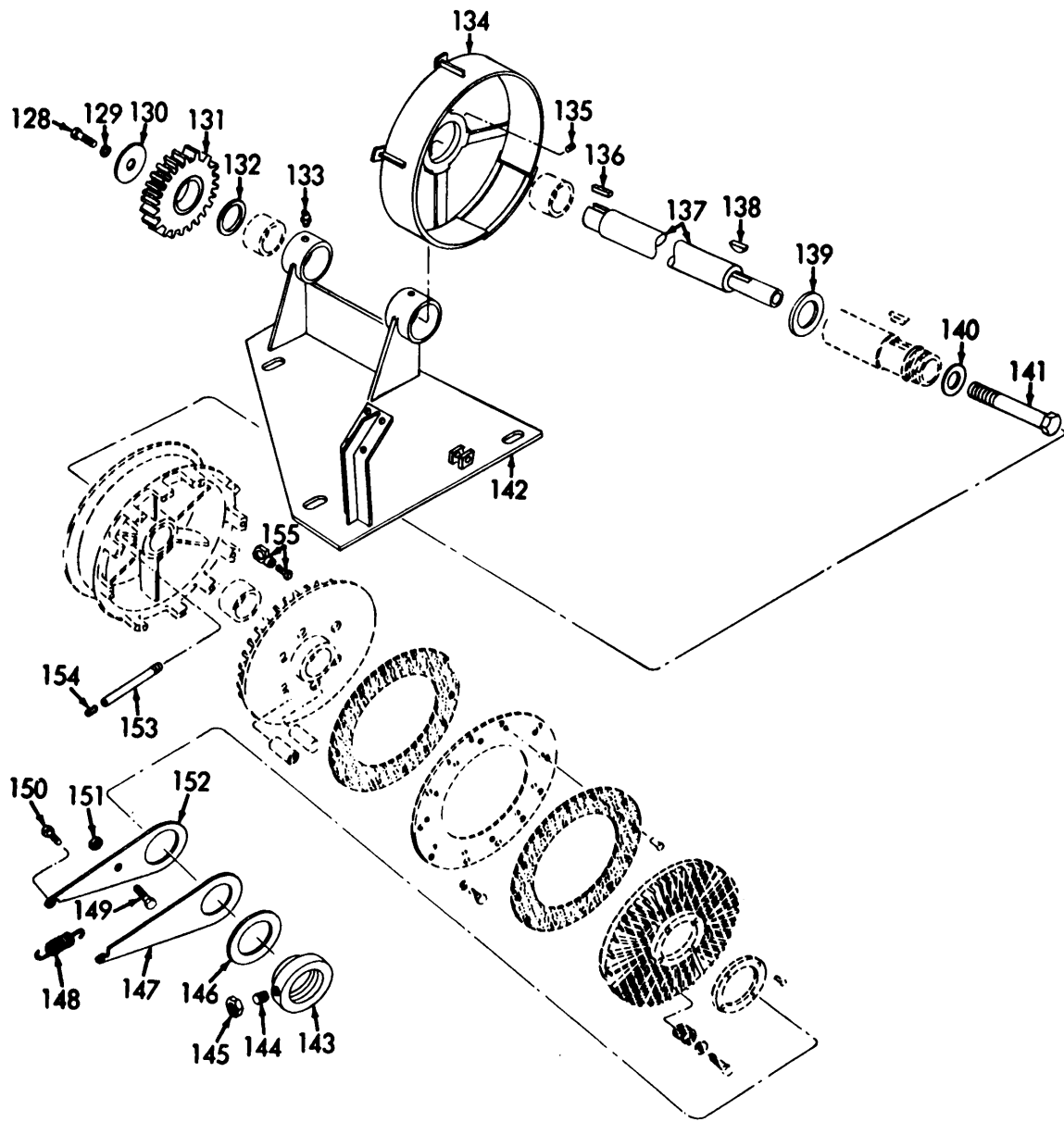


ME 3810-227-20P/44 (7)

Figure 44(7). Boom Point Sheaves and Guards.

INDEX TO PARTS, FIGURE 44(7)

Reference Number	Functional Group	Item Name	Reference Number	Functional Group	Item Name
115	7410	SHAFT	122	7410	SPACER
116	7410	GUARD	123	7410	NUT
117	7410	SCREW	124	7410	PIN
118	7410	SHEAVE	125	7410	GUARD
119	7410	WASHER	126	7410	WASHER
120	7410	SHEAVE	127	7410	NUT
121	7410	FITTING			



ME 3810-227-20P/44 (8)

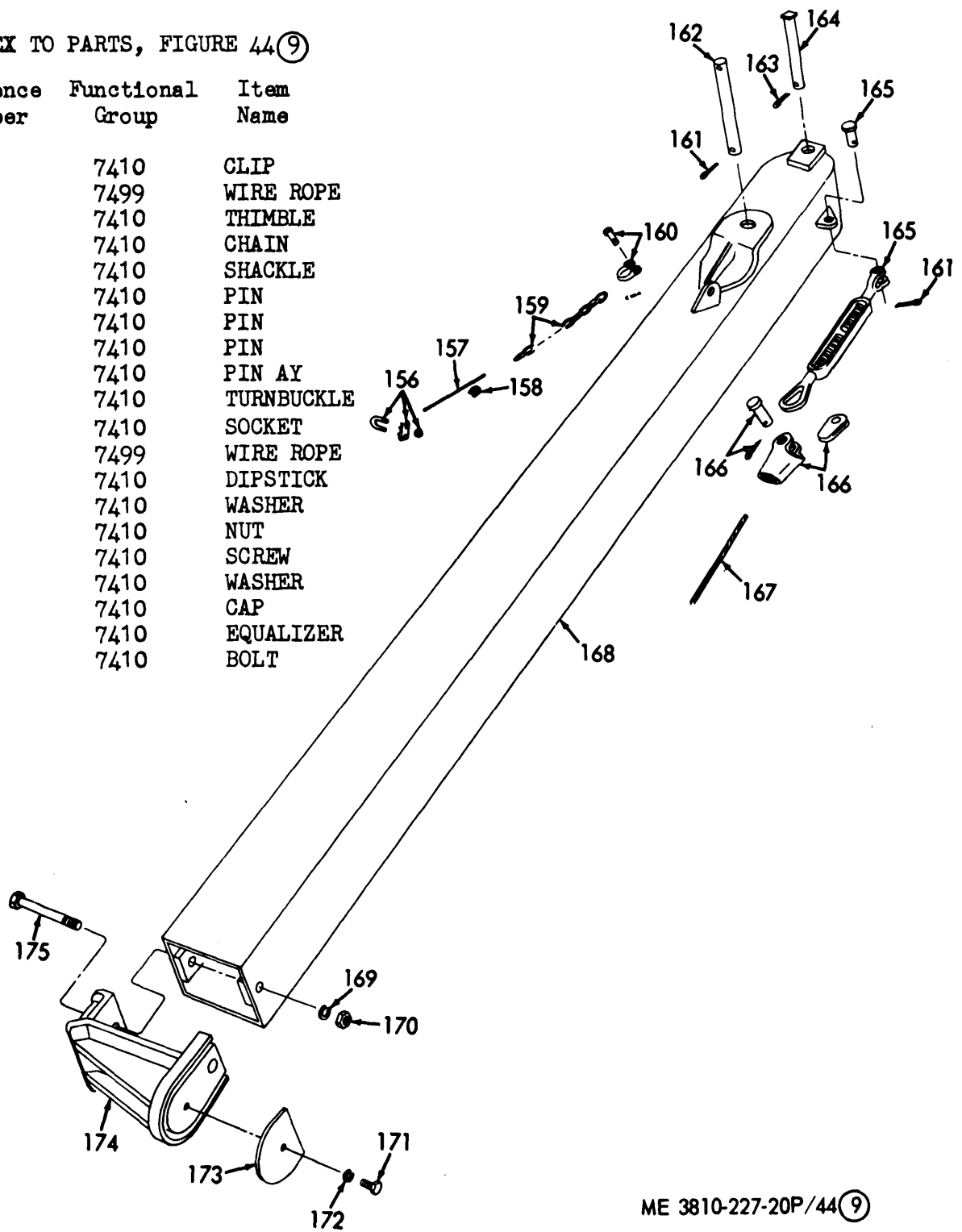
Figure 44(8). Trip Clutch.

INDEX TO PARTS, FIGURE 44(8)

Reference Number	Functional Group	Item Name	Reference Number	Functional Group	Item Name
128	7410	SCREW	142	7410	BASE
129	7410	WASHER	143	7410	COLLAR
130	7410	WASHER	144	7410	SETSCREW
131	7410	GEAR	145	7410	NUT
132	7410	SPACER	146	7410	WASHER
133	7410	FITTING	147	7410	CAM
134	7410	GUARD	148	7410	SPRING
1 35	7410	SETSCREW	149	7410	SETSCREW
136	7410	KEY	150	7410	BOLT
137	7410	SHAFT	151	7410	NUT
138	7410	KEY		152	7410 CAM
139	7410	WASHER	1 53	7410	TUBE
140	7410	WASHER	1 54	7410	PLUG
141	7410	SCREW	155	7410	CLAMP

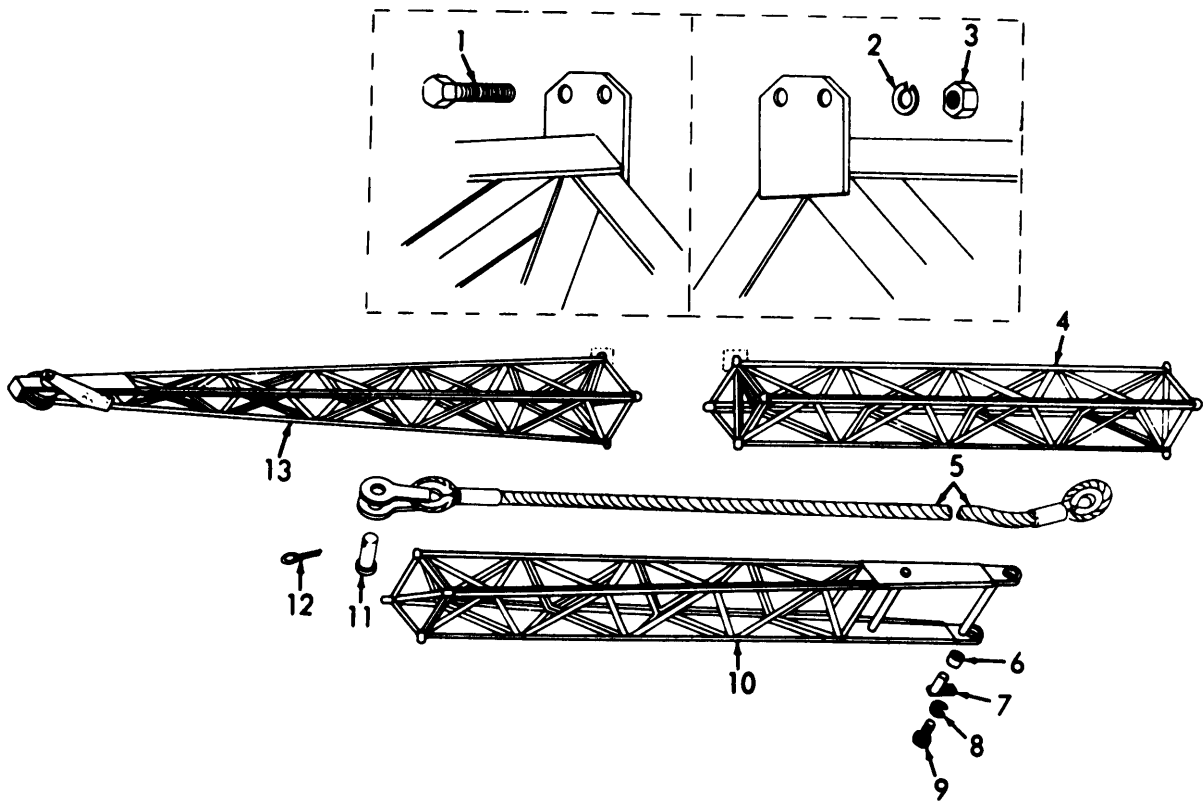
INDEX TO PARTS, FIGURE 44(9)

Reference Number	Functional Group	Item Name
156	7410	CLIP
157	7499	WIRE ROPE
158	7410	THIMBLE
159	7410	CHAIN
160	7410	SHACKLE
161	7410	PIN
162	7410	PIN
163	7410	PIN
164	7410	PIN AY
165	7410	TURNBUCKLE
166	7410	SOCKET
167	7499	WIRE ROPE
168	7410	DIPSTICK
169	7410	WASHER
170	7410	NUT
171	7410	SCREW
172	7410	WASHER
173	7410	CAP
174	7410	EQUALIZER
175	7410	BOLT



ME 3810-227-20P/44(9)

Figure 44(9). Boomstick, Cables and Dipper Trip Chain.

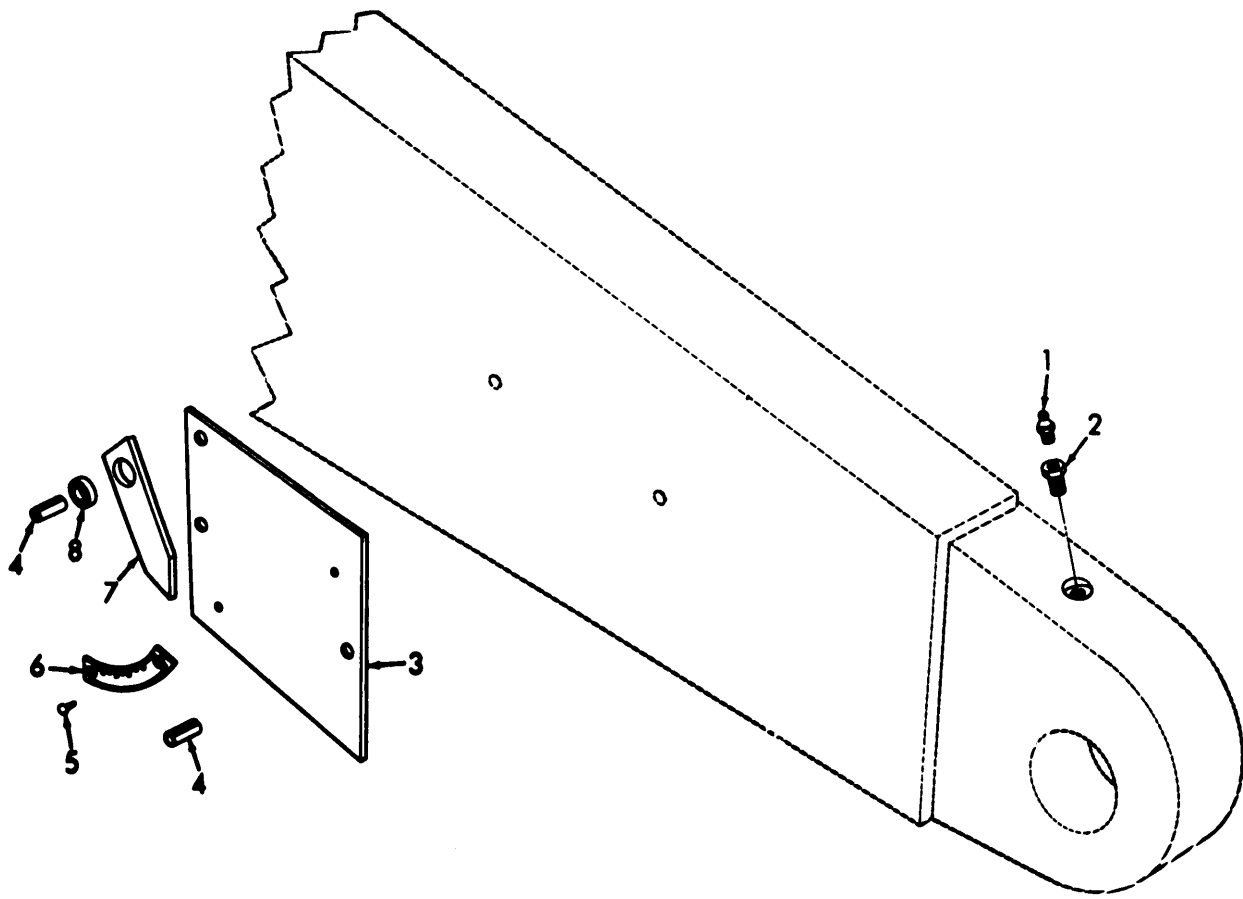


ME 3810-227-35P/57

Figure 45. Crane Boom and Wire Rope Pendant.

INDEX TO PARTS, FIGURE 45

Reference Number	Functional Group	Item Name	Reference Number	Functional Group	Item Name
1	7411	SCREW	8	7411	WASHER
2	7411	WASHER	9	7411	SCREW
3	7411	NUT	10	7411	INNER SECTION
4	7411	CENTER SECTION	11	7411	PIN
5	7411	WIRE ROPE AY	12	7411	PIN
6	7411	BEARING	13	7411	OUTER SECTION
7	7411	PIN			

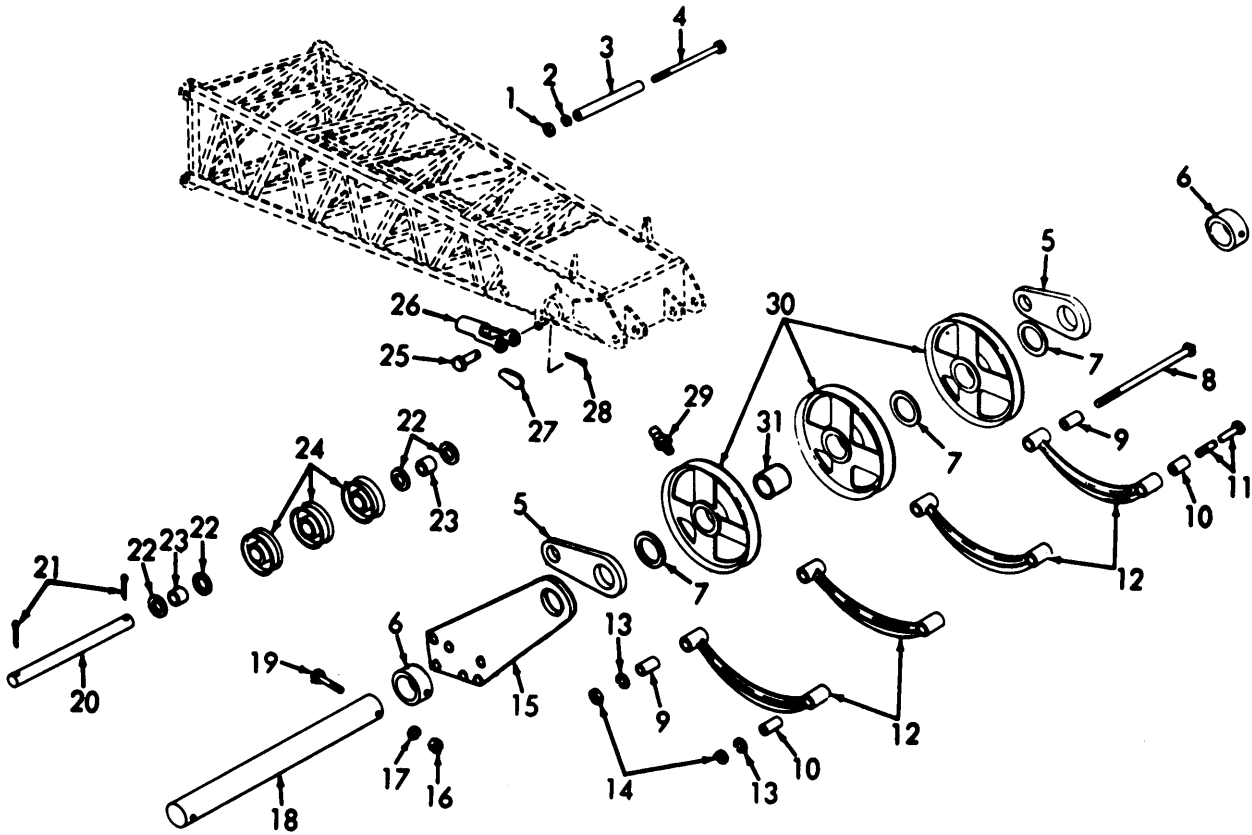


ME 3810-227-35P/58

Figure 46. Boom Angle Indicator.

INDEX TO PARTS, FIGURE 46

Reference Number	Functional Group	Item Name
1	7411	FITTING
2	7411	BUSHING
3	7411	BASE
4	7411	PIN
5	7411	SCREW
6	7411	PLATE
7	7411	INDICATOR
8	7411	BEARING



ME 3810-227-35P/59

Figure 47. Crone Boom Point.

INDEX TO PARTS, FIGURE 47

Reference Number	Functional Group	Item Name	Reference Number	Functional Group	Item Name
1	7411	NUT	17	7411	WASHER
2	7411	WASHER	18	7411	SHAFT
3	7411	SPACER	19	7411	SCREW
4	7411	BOLT	20	7411	SHAFT
5	7411	LINK	21	7411	PIN
6	7411	COLLAR	22	7411	WASHER
7	7411	WASHER	23	7411	SPACER
8	7411	BOLT	24	7411	GUIDE ROLLER AY
9 -	7411	SPACER	25	7411	PIN
10	7411	SPACER	26	7411	SOCKET
11	7411	BOLT	27	7411	WEDGE
12	7411	GUIDE	28	7411	PIN
13	7411	WASHER	29	7411	FITTING
14	7411	NUT	30	7411	PULLEY
15	7413	ADAPTER	31	7411	BEARING
16	7411	NUT			

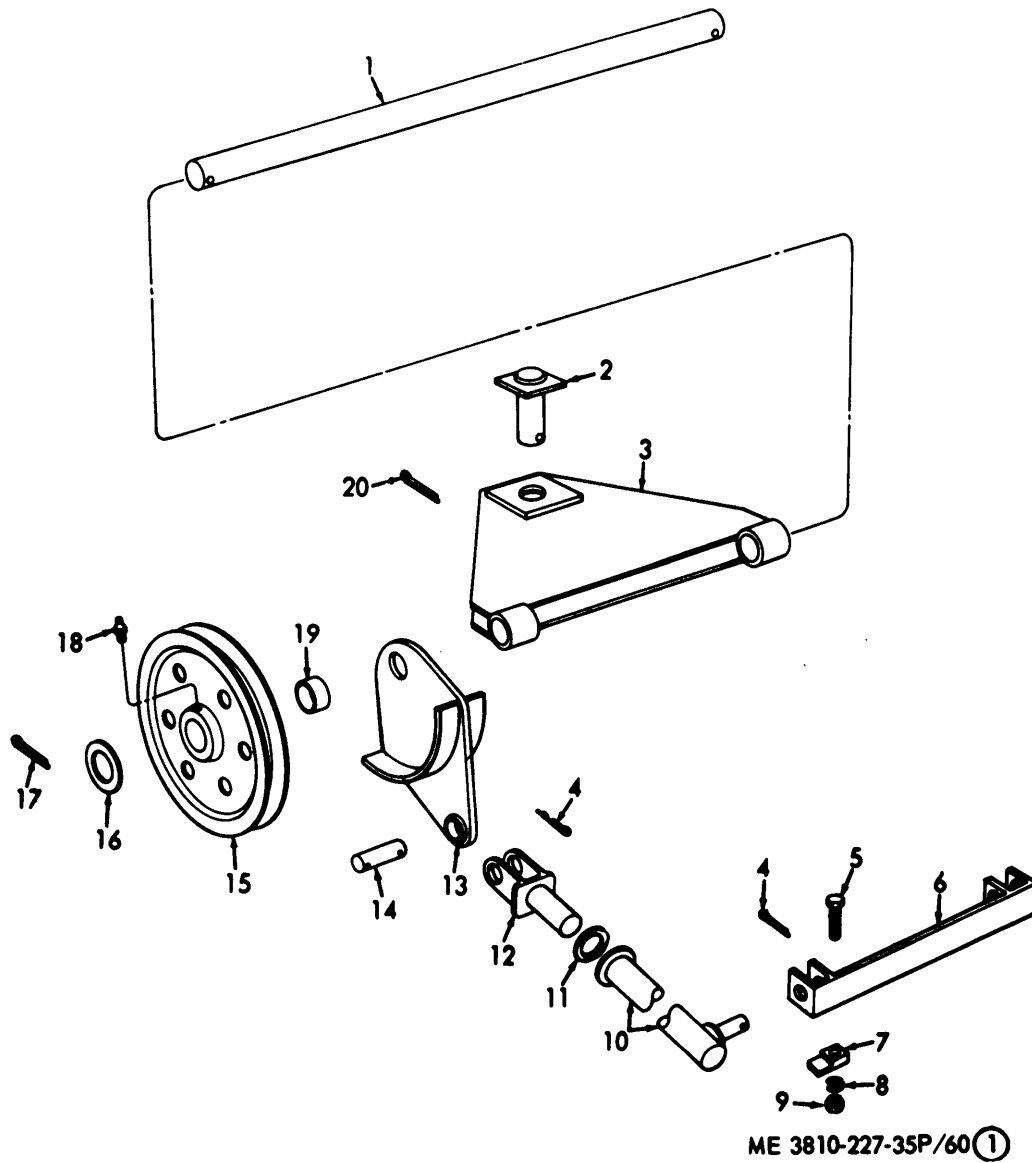
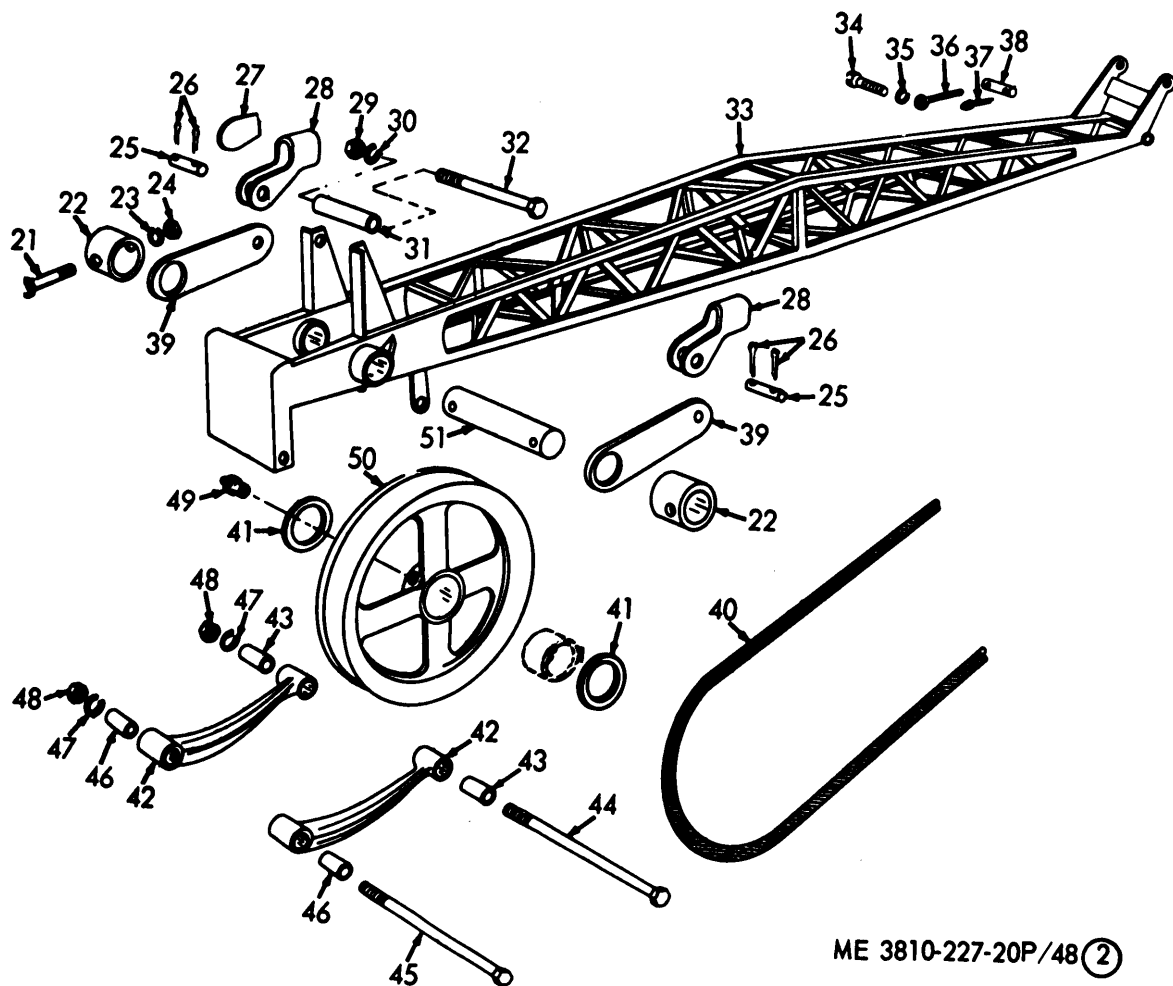


Figure 48(1). Bridle.

INDEX TO PARTS, FIGURE 48(1)

Reference Number	Functional Group	Item Name	Reference Number	Functional Group	Item Name
1	7411	SHAFT	11	7411	WASHER
2	7411	PIN	12	7411	BOOM STOP
3	7411	SUPPORT	13	7411	ANCHOR
4	7411	PIN	14	7411	PIN
5	7411	SCREW	15	7411	SHEAVE AY
6	7411	BOOM STOP	16	7411	WASHER
7	7411	BOOM CLAMP	17	7411	PIN
8	7411	WASHER	18	7411	FITTING
9	7411	NUT	19	7411	BEARING
10	7411	TUBE	20	7411	PIN



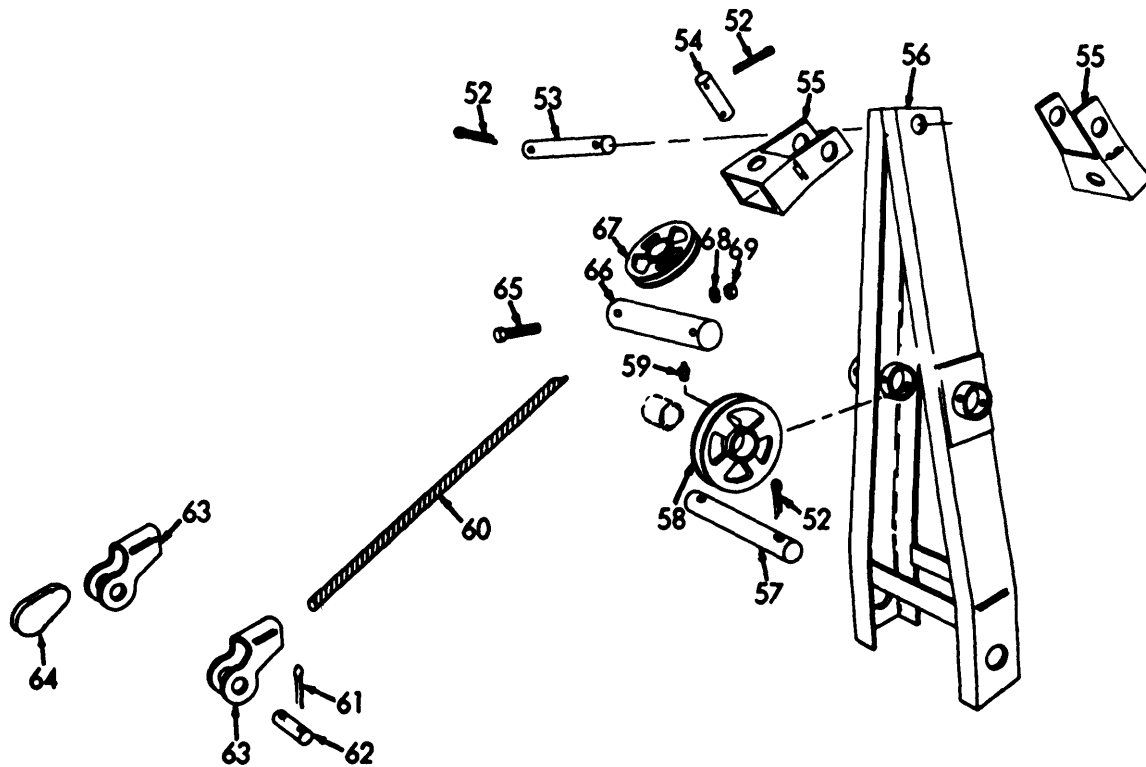


ME 3810-227-20P/48 (2)

Figure 48(2). Jib Boom.

INDEX TO PARTS, FIGURE 48(2)

Reference Number	Functional Group	Item Name	Reference Number	Functional Group	Item Name
21	7411	BOLT	37	7411	PIN
22	7411	COLLAR	38	7411	PIN
23	7411	WASHER	39	7411	LINK
24	7411	NUT	40	7411	WIRE ROPE
25	7411	PIN	41	7411	WASHER
26	7411	PIN	42	7411	GUARD
27	7411	WEDGE	43	7411	SPACER
28	7411	SOCKET	44	7411	BOLT
29	7411	NUT	45	7411	BOLT
30	7411	WASHER	46	7411	SPACER
31	7411	SPACER	47	7411	WASHER
32	7411	BOLT	48	7411	NUT
33	7411	BOOM	49	7411	FITTING
34	7411	SCREW	50	7411	PULLEY
35	7411	WASHER	51	7411	SHAFT
36	7411	LOCK PIN			

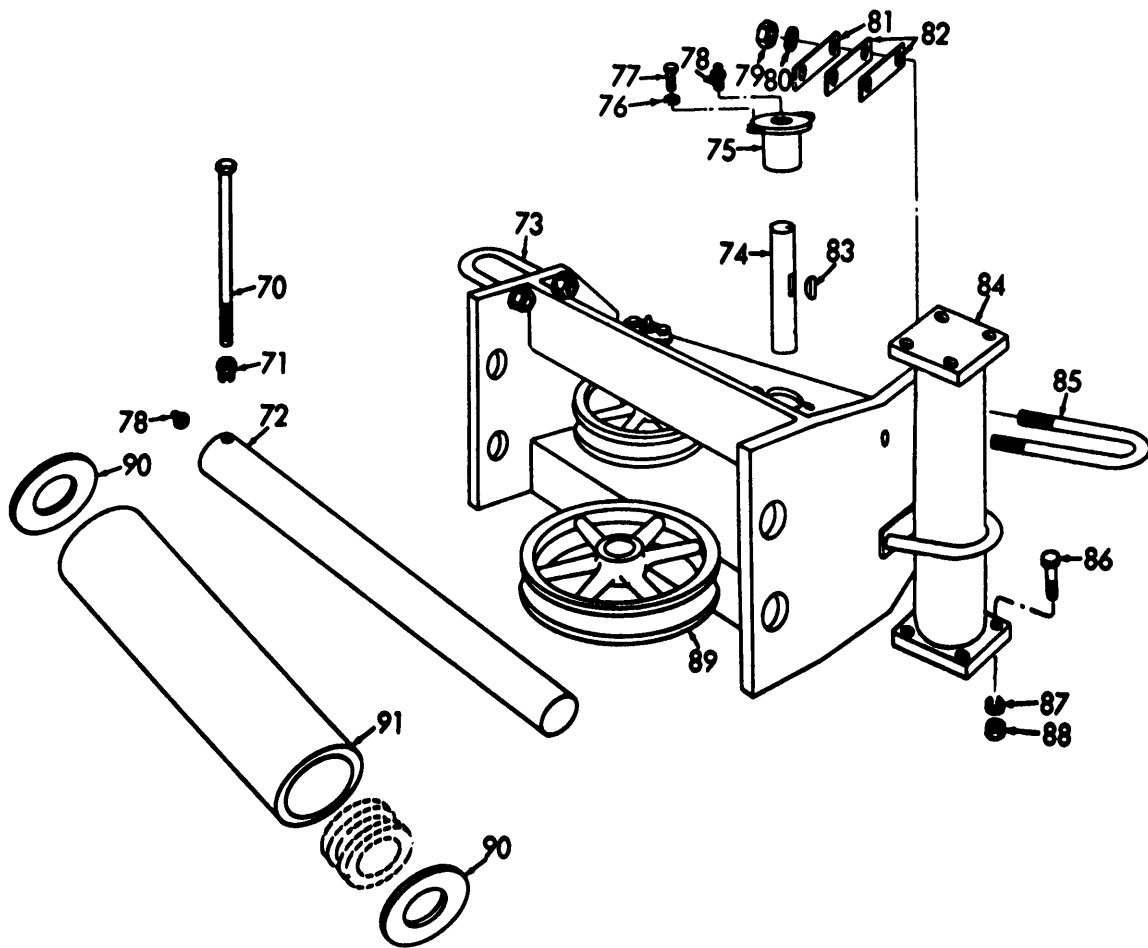


ME 3810-227-20P/48 (3)

Figure 48(3). Jib Boom Mast.

INDEX TO PARTS, FIGURE 48(3)

Reference Number	Functional Group	Item Name	Reference Number	Functional Group	Item Name
52	7411	PIN	61	7411	PIN
53	7411	PIN	62	7411	PIN
54	7411	PIN	63	7411	SOCKET
55	7411	YOKE	64	7411	WEDGE
56	7411	MAST	65	7411	SCREW
57	7411	PIN	66	7411	SHAFT
58	7411	PULLEY	67	7411	SHEAVE
59	7411	FITTING	68	7411	WASHER
60	7499	WIRE ROPE	69	7411	NUT

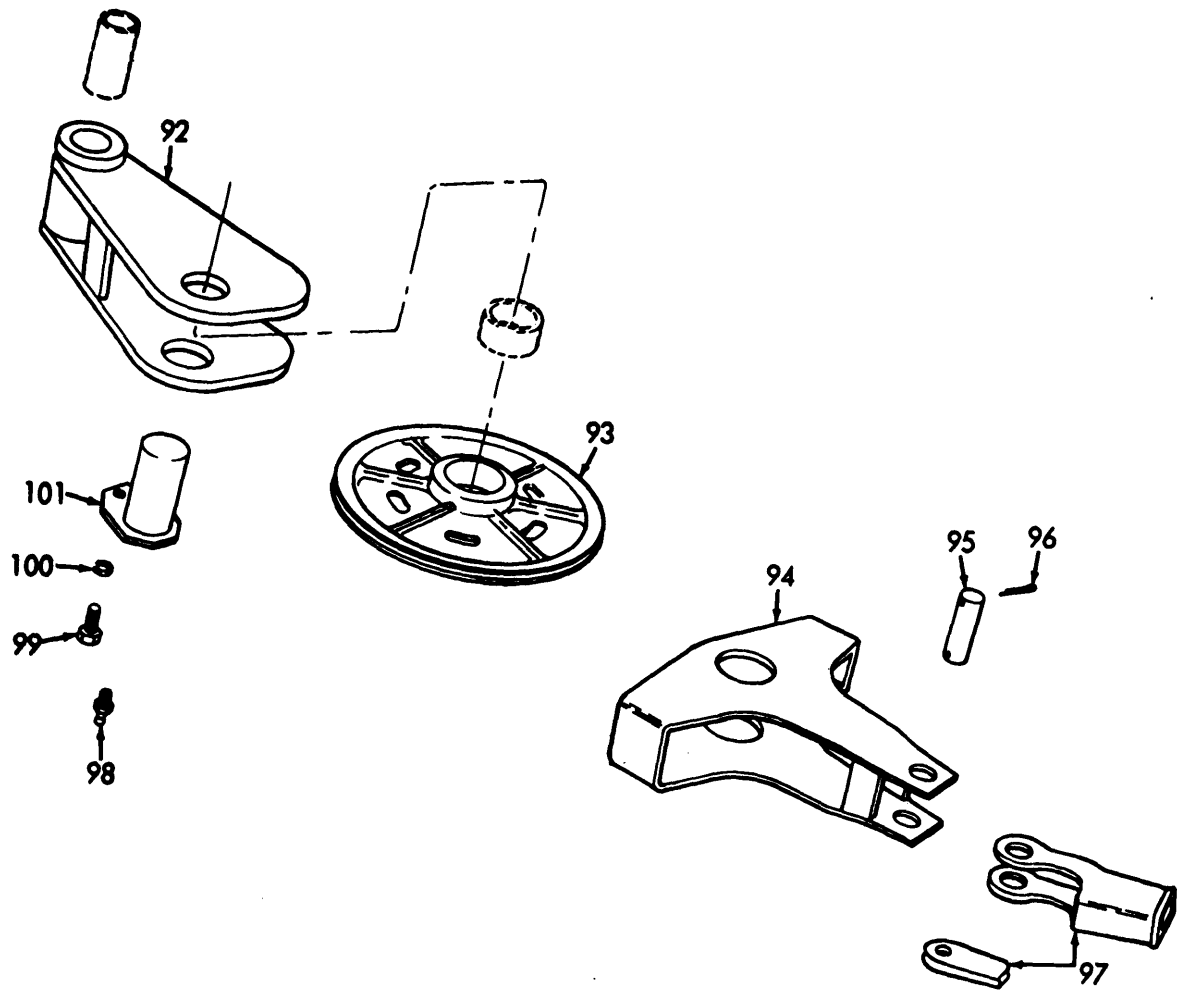


ME 3810-227-20P/48(4)

Figure 48(4). Fairlead Dragline.

INDEX TO PARTS, FIGURE 48(4)

Reference Number	Functional Group	Item Name	Reference Number	Functional Group	Item Name
70	7411	BOLT	81	7411	SHIM
71	7411	NUT	82	7411	SHIM
72	7411	SHAFT	83	7411	KEY
73	7411	FRAME	84	7411	TUBE
74	7411	SHAFT	85	7411	BOLT
75	7411	BUSHING	86	7411,	SCREW
76	7411	WASHER	87	7411	WASHER
77	7411	SCREW	88	7411	NUT
78	7411	FITTING	89	7411	PULLEY
79	7411	NUT	90	7411	WASHER
80	7411	WASHER	91	7411	ROLLER



ME 3810-227-20P/48 (5)

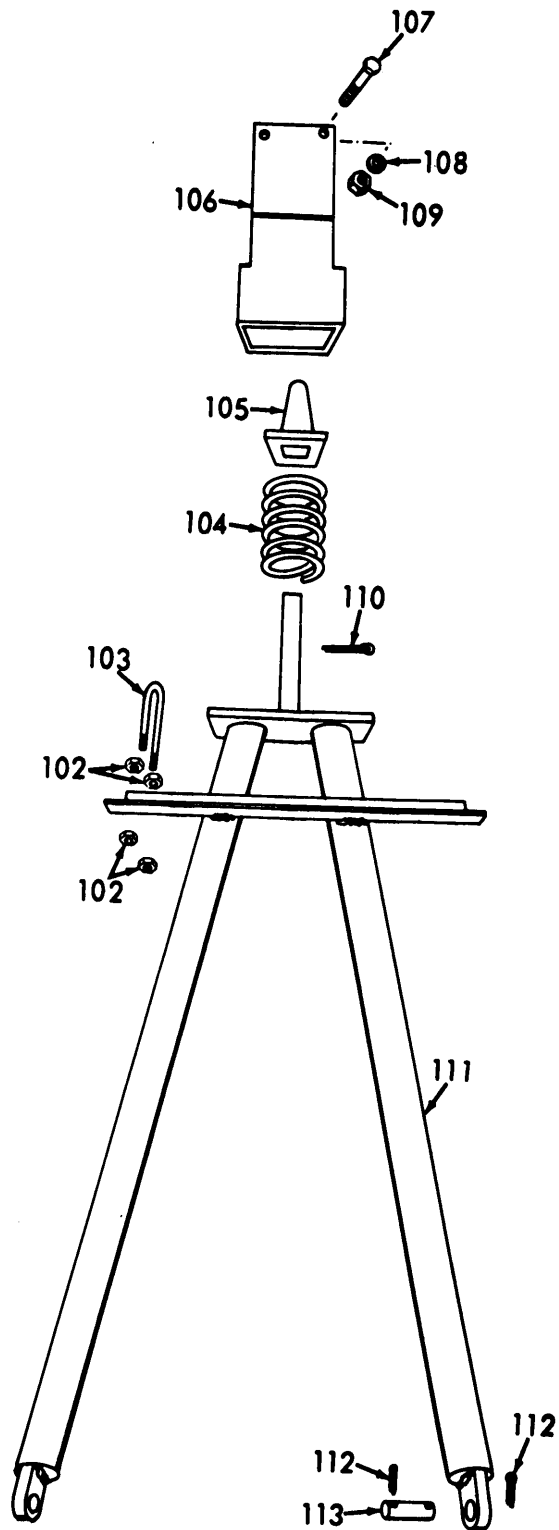
Figure 48(5) . Boil Block.

INDEX TO PARTS, FIGURE 48(5)

Reference Number	Functional Group	Item Name	Reference Number	Functional Group	Item Name
92	7412	BRACKET AY	97	7412	SOCKET WEDGE
93	7412	SHEAVE	98	7412	FITTING
94	7412	BAR	99	7412	SCREW
95	7412	PIN	100	7412	WASHER
96	7412	PIN	101	7412	ALE

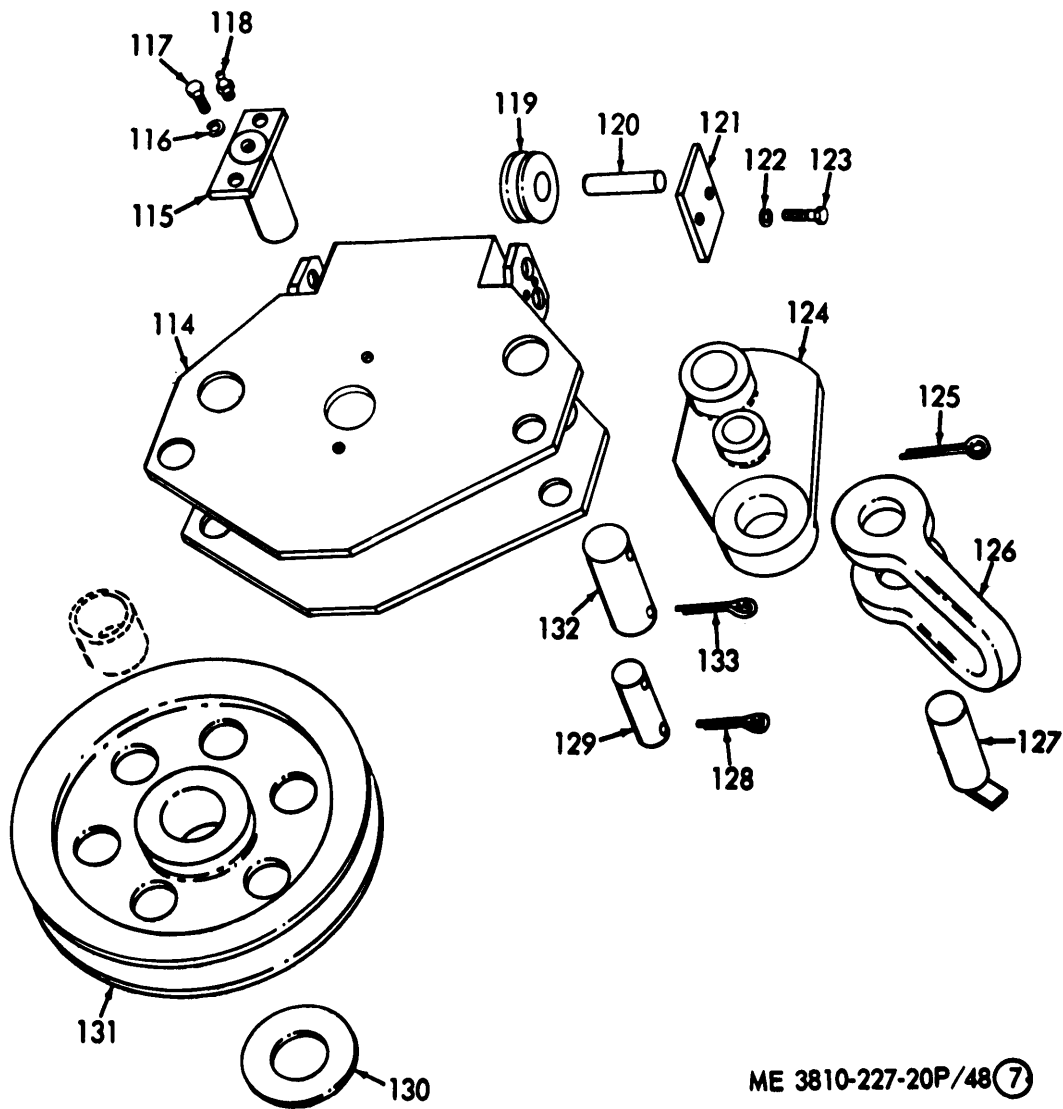
INDEX TO PARTS, FIGURE 48(6)

Reference Number	Functional Group	Item Name
102	7412	NUT
103	7412	BOLT-U
104	7412	SPRING
105	7412	SEAT
106	7412	ADAPTER
107	7412	SCREW
108	7412	WASHER
109	7412	NUT
110	7412	PIN
111	7412	A-FRAME
112	7412	PIN
113	7412	PIN



ME 3810-227-20P/48(6)

Figure 48(6). Backstop.

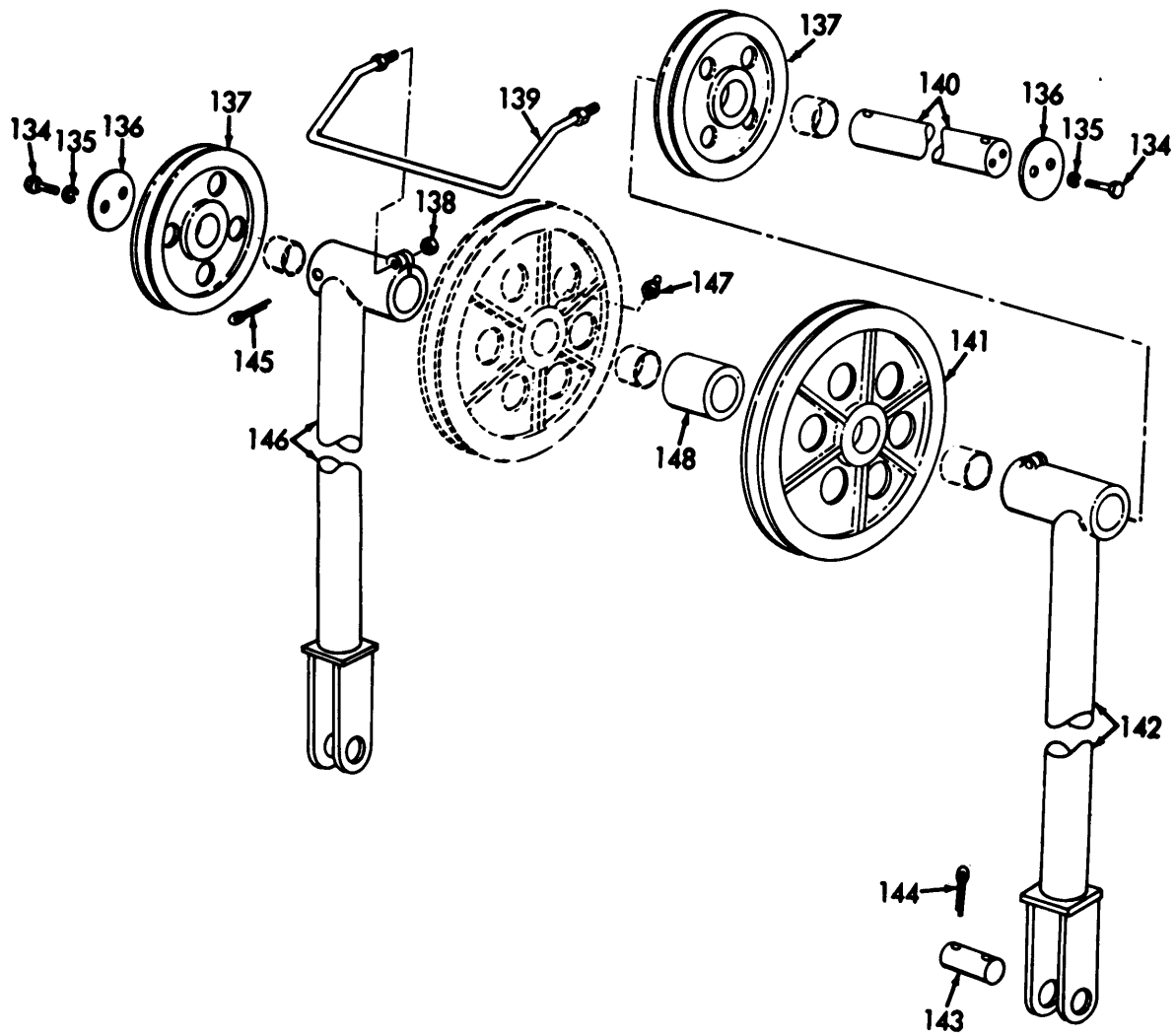


ME 3810-227-20P/48(7)

Figure 48(7). Bucket Padlock.

INDEX TO PARTS, FIGURE 48(7)

Reference Number	Functional Group	Item Name	Reference Number	Functional Group	Item Name
114	7412	DIPPER WELDMENT	124	7412	EAR
115	7412	AXLE	125	7412	PIN
116	7412	WASHER	126	7412	LINK
117	7412	SCREW	127	7412	HEAD PIN
118	7412	FITTING	128	7412	PIN
119	7412	ROLLER	129	7412	PIN
120	7412	SHAFT	130	7412	WASHER
121	7412	KEY	131	7412	SHEAVE AY
122	7412	WASHER	132	76412	PIN
123	7412	SCREW	133	7412	PIN

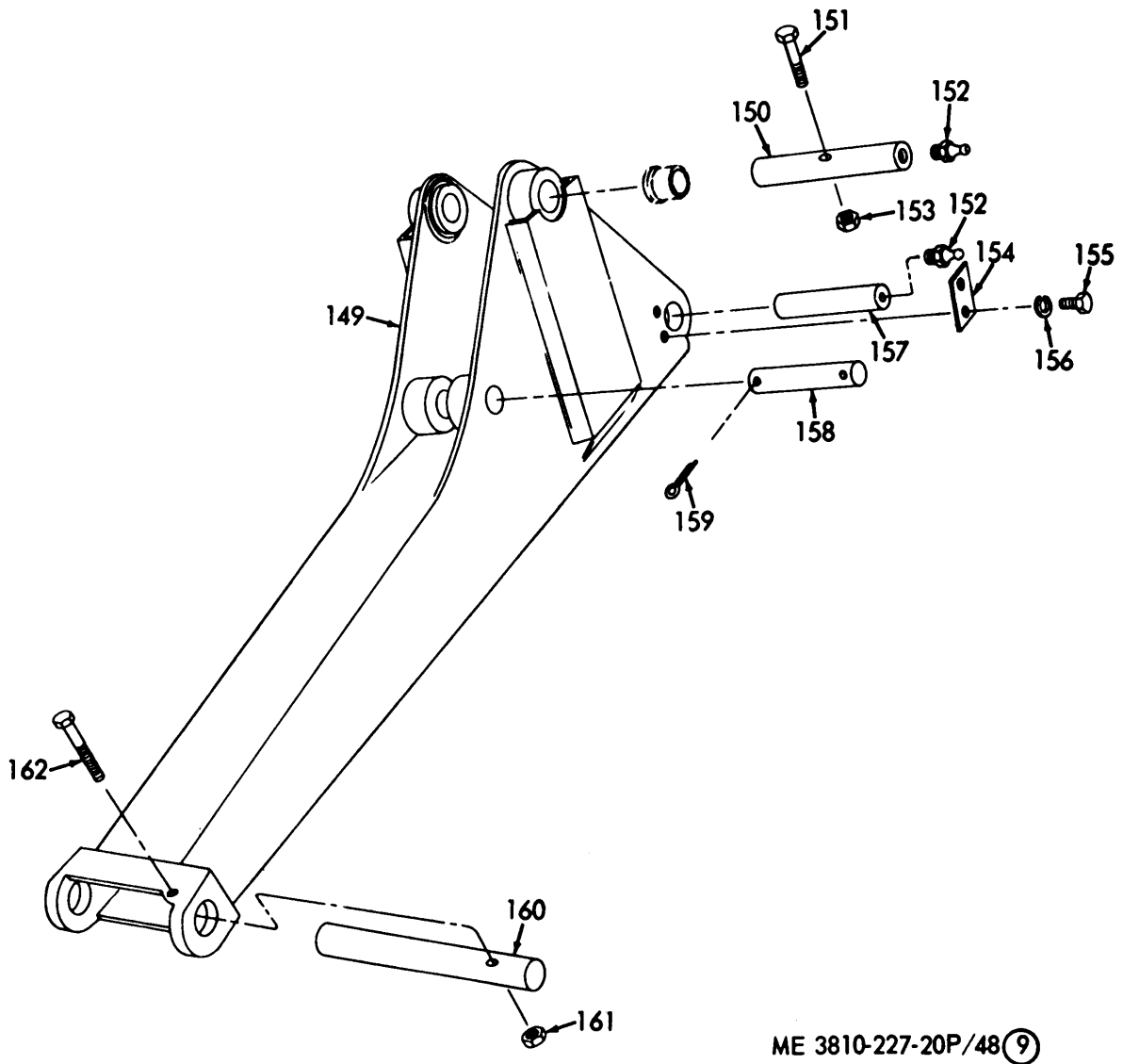


ME 3810-227-20P/48 (8)

Figure 48(8). A-Frame.

INDEX TO PARTS, FIGURE 48(8)

Reference Number	Functional Group	Item Name	Reference Number	Functional Group	Item Name
134	7412	SCREW	142	7412	LEG
135	7412	WASHER	143	7412	PIN
136	7412	PLATE	144	7412	PIN
137	7412	SHEAVE	145	7412	PIN
138	7412	NUT	146	7412	LEG
139	7412	GUARD	147	7412	FITTING
140	7412	SHAFT	148	7412	SPACER
141	7412	SHEAVE			



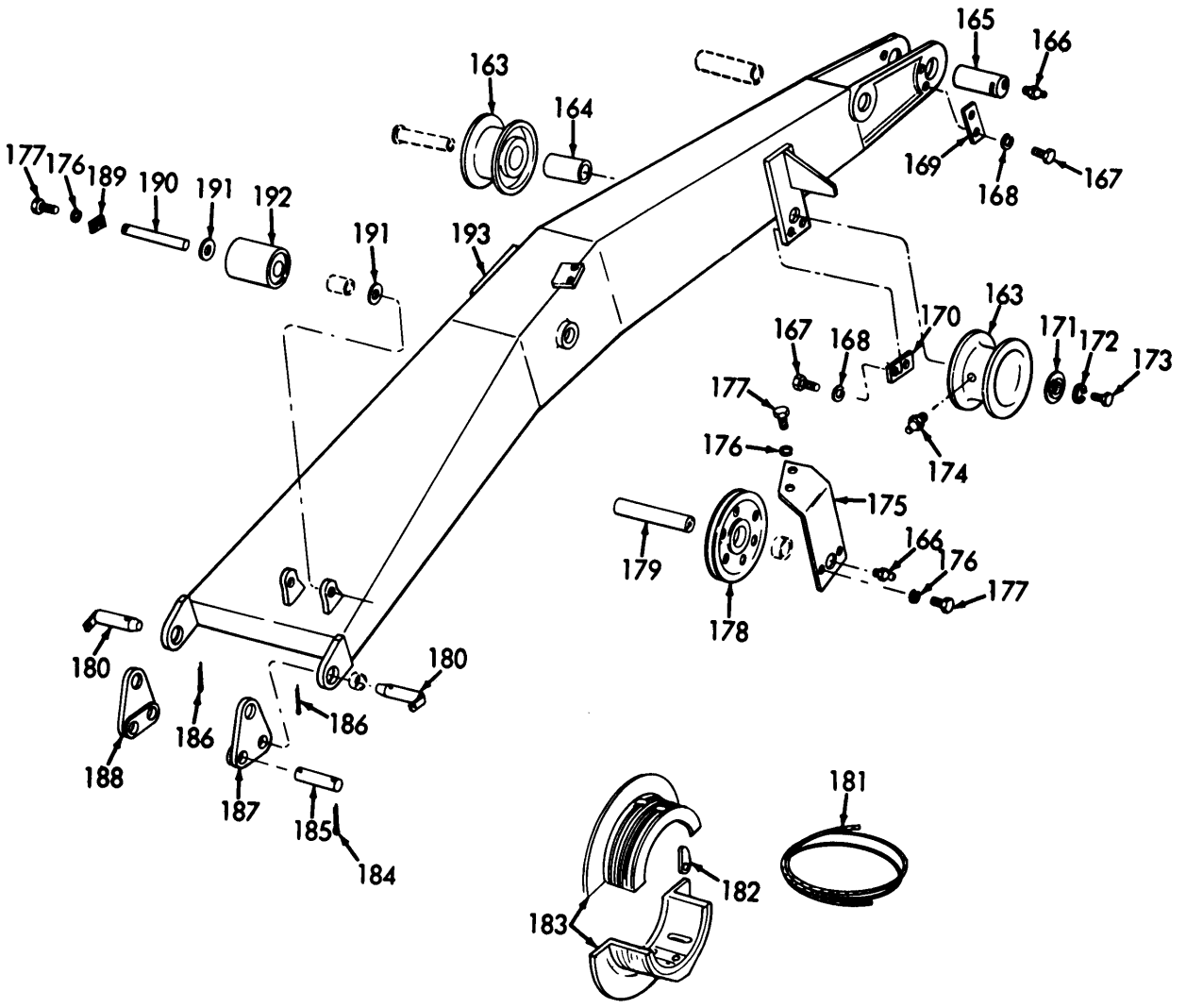
ME 3810-227-20P/48(9)

Figure 48(9). Bucket Stick and Mounting Pins.

INDEX TO PARTS, FIGURE 48(9)

Reference Number	Functional Group	Item Name	Reference Number	Functional Group	Item Name
149	7412	STICK AY	156	7412	WASHER
1 50	7412	AXLE	157	7412	PIN
1 51	7412	BOLT	158	7412	PIN
1 52	7412	FITTING	159	7412	PIN
153	7412	NUT	160	7412	PIN
154	7412	KEY	161	7412	NUT
155	7412	SCREW	162	7412	SCREW





ME 3810-227-20P/48 (10)

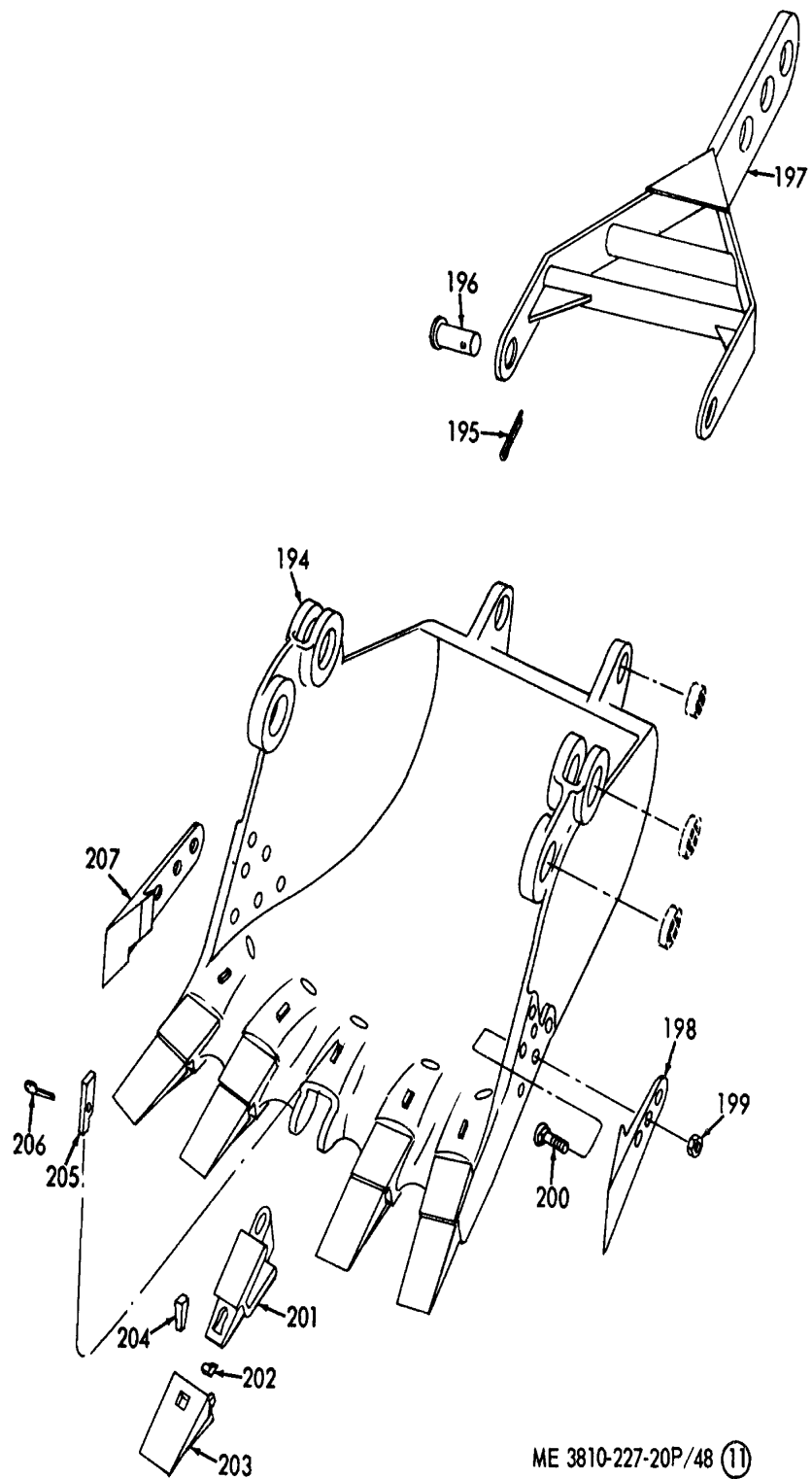
Figure 48 (10) . Boom, Anchors Rollers, Sheave and Components.

INDEX TO PARTS, FIGURE 48 (10)

Reference Number	Functional Group	Item Name	Reference Number	Functional Group	Item Name
163	7412	PULLEY	179	7412	AXLE
164	7412	BEARING	180	7412	PIN
165	7412	PIN	181	7499	WIRE ROPE
166	7412	FITTING	182	7410	WEDGE
167	7412	SCREW	183	7412	WEDGE
168	7412	WASHER	184	7412	DRUM
169	7412	KEY	185	7412	PIN
170	7412	KEY	186	7412	PIN
171	7412	END-RING	187	7412	ANCHOR
172	7412	WASHER	188	7412	ANCHOR
173	7412	SCREW	189	7412	BAR
174	7412	FITTING	190	7412	SHAFT
175	7412	GUARD	191	7412	WASHER
176	7412	WASHER	192	7412	ROLLER
177	7412	SCREW	193	7412	BOOM AY
178	7412	SHEAVE			

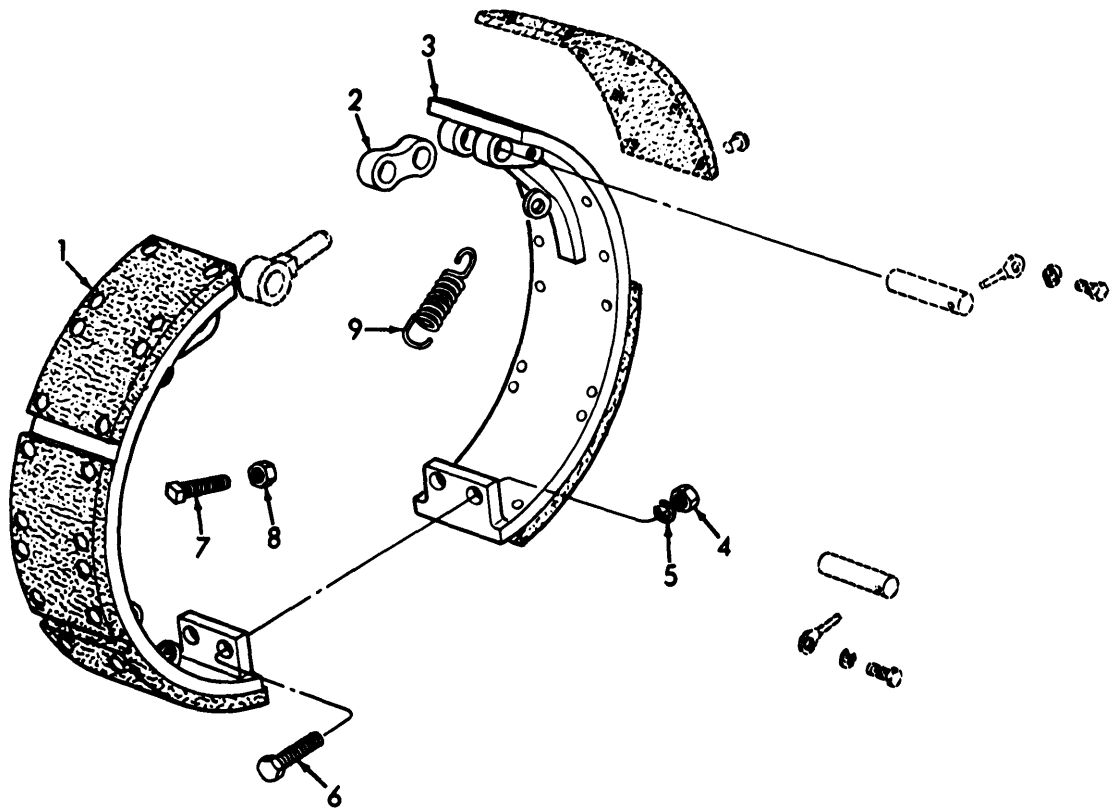
INDEX TO PARTS, FIGURE 48 (11)

Reference Number	Functional Group	Item Name
194	7412	BUCKET
195	7412	PIN
196	7412	HEAD PIN
197	7412	BRACE
198	7412	CUTTING EDGE
199	7412	NUT
200	7412	BOLT
201	7412	ADAPTER
202	7412	PLUG
203	7412	POINT
204	7412	PIN
205	7412	KEY
206	7412	TANG
207	7412	CUTTING EDGE



ME 3810-227-20P/48 (11)

Figure 48 (11) Bucket, Bucket Brace and Components.

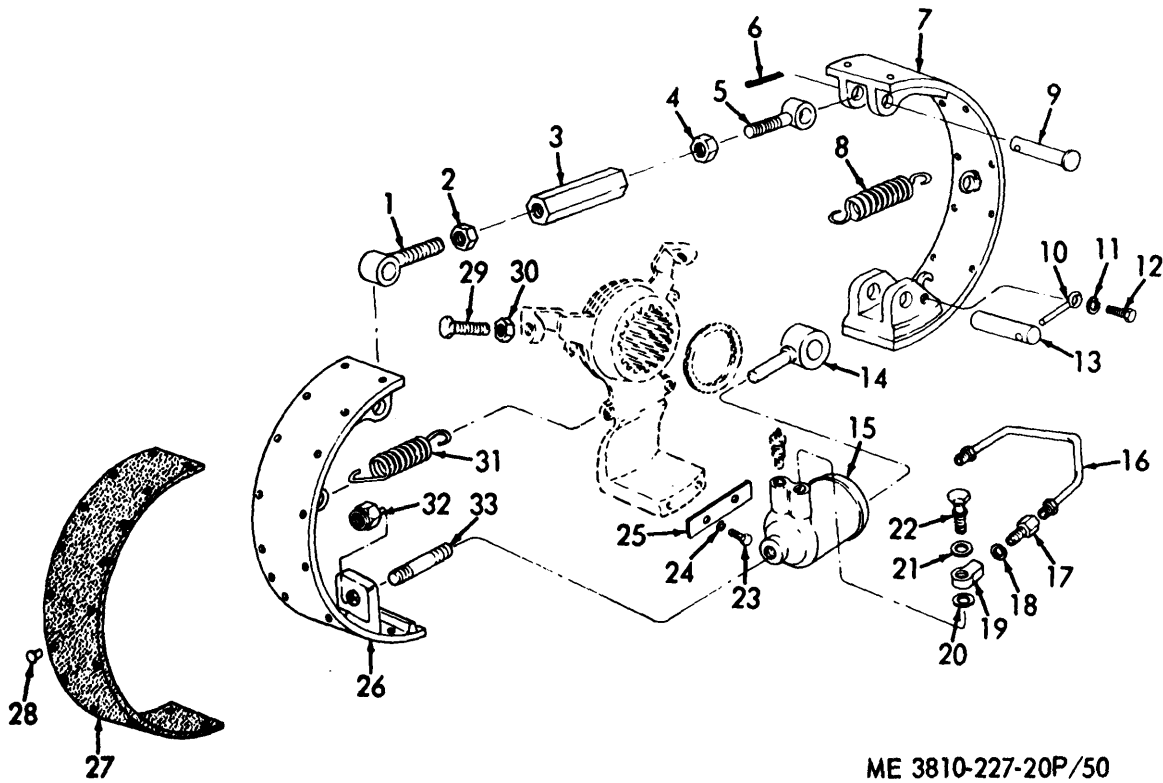


ME 3810-227-20P/49

Figure 49. Drum Hoist Clutch.

INDEX TO PARTS, FIGURE 49

Reference Number	Functional Group	Item Name
1	7415	BAND AY
2	7415	LINK
3	7415	BAND
4	7415	NUT
5	7415	WASHER
6	7415	SCREW
7	7415	SETSCREW
8	7415	NUT
9	7415	SPRING

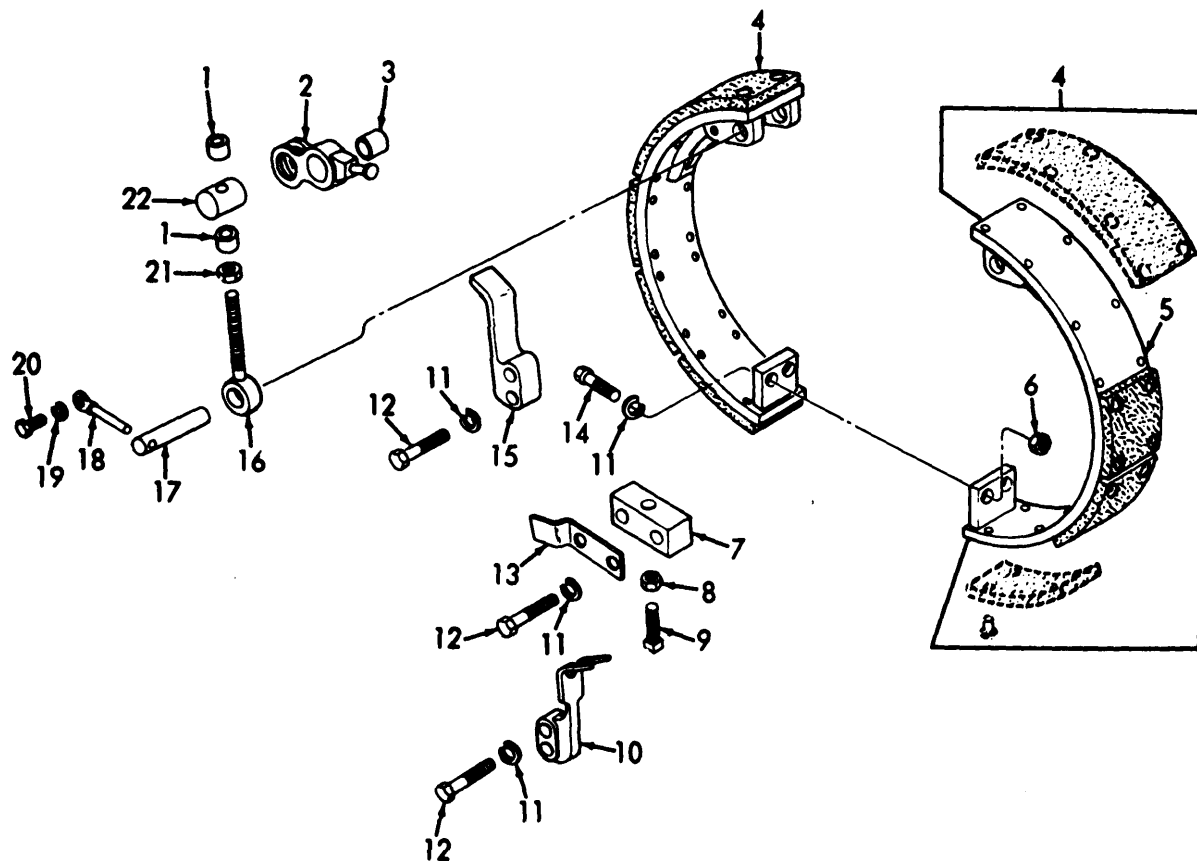


ME 3810-227-20P/50

Figure 50. Auxiliary Shaft Clutch and Hydraulic Cylinder.

INDEX TO PARTS, FIGURE 50

Reference Number	Functional Group	Item Name	Reference Number	Functional Group	Item Name
1	7415	BOLT	18	4301	WASHER
2	7415	NUT	19	4301	FITTING
3	7415	BAR	20	4301	WASHER
4	7415	NUT	21	4301	WASHER
5	7415	BOLT	22	4301	BOLT
6	7415	PIN	23	7415	SCREW
7	7415	BAND AY	24	7415	WASHER
8	7415	SPRING	25	7415	BAR
9	7415	YOKE PIN AY	26	7415	BAND
10	7415	PIN	27	7415	LINING
11	7415	WASHER	28	7415	RIVET
12	7415	SCREW	29	7415	SCREW
13	7415	PIN	30	7415	NUT
14	4307	STUD	31	7415	SPRING
15	4307	CYLINDER	32	4307	NUT
16	4301	TUBING	33	4307	STUD
17	4301	BOLT			

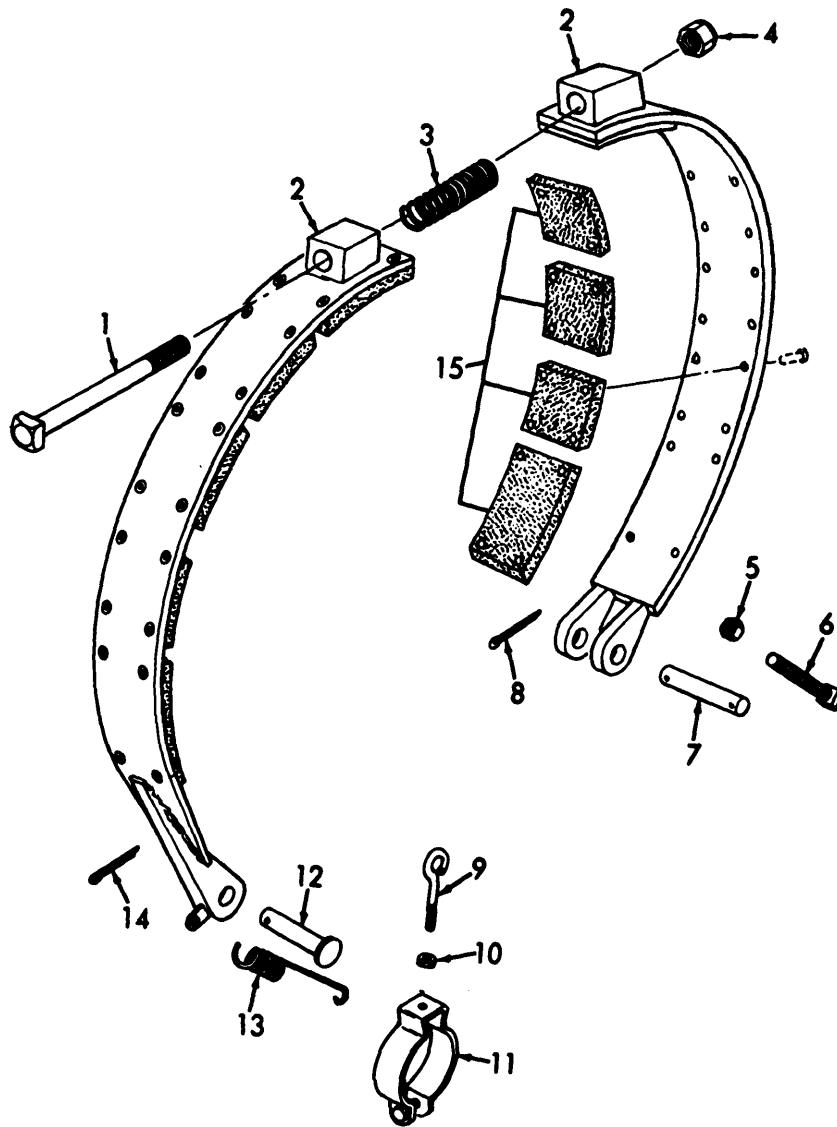


ME 3810-227-20P/51

Figure 51. Horizontal and Boom Hoist Clutch.

INDEX TO PARTS, FIGURE 51

Reference Number	Functional Group	Item Name	Reference Number	Functional Group	Item Name
1	7415	SPACER	12	7415	SCREW
2	7415	LEVER	13	7415	KEEPER
3	741 5	BUSHING	14	7415	SCREW
L4	7415	BAND AY	15	7415	BAR
5	7415	BAND	16	7415	SCREW
6	741+5	NUT	17	7415	PIN
7	741 5	BLOCK	18	7415	PIN
8	7415	NUT	19	741 5	WASHER
9	7415	SETSCREW	20	7415	SCREW
10	7415	BAR	21	7415	NUT
11	7415	WASHER	22	7415	PIN



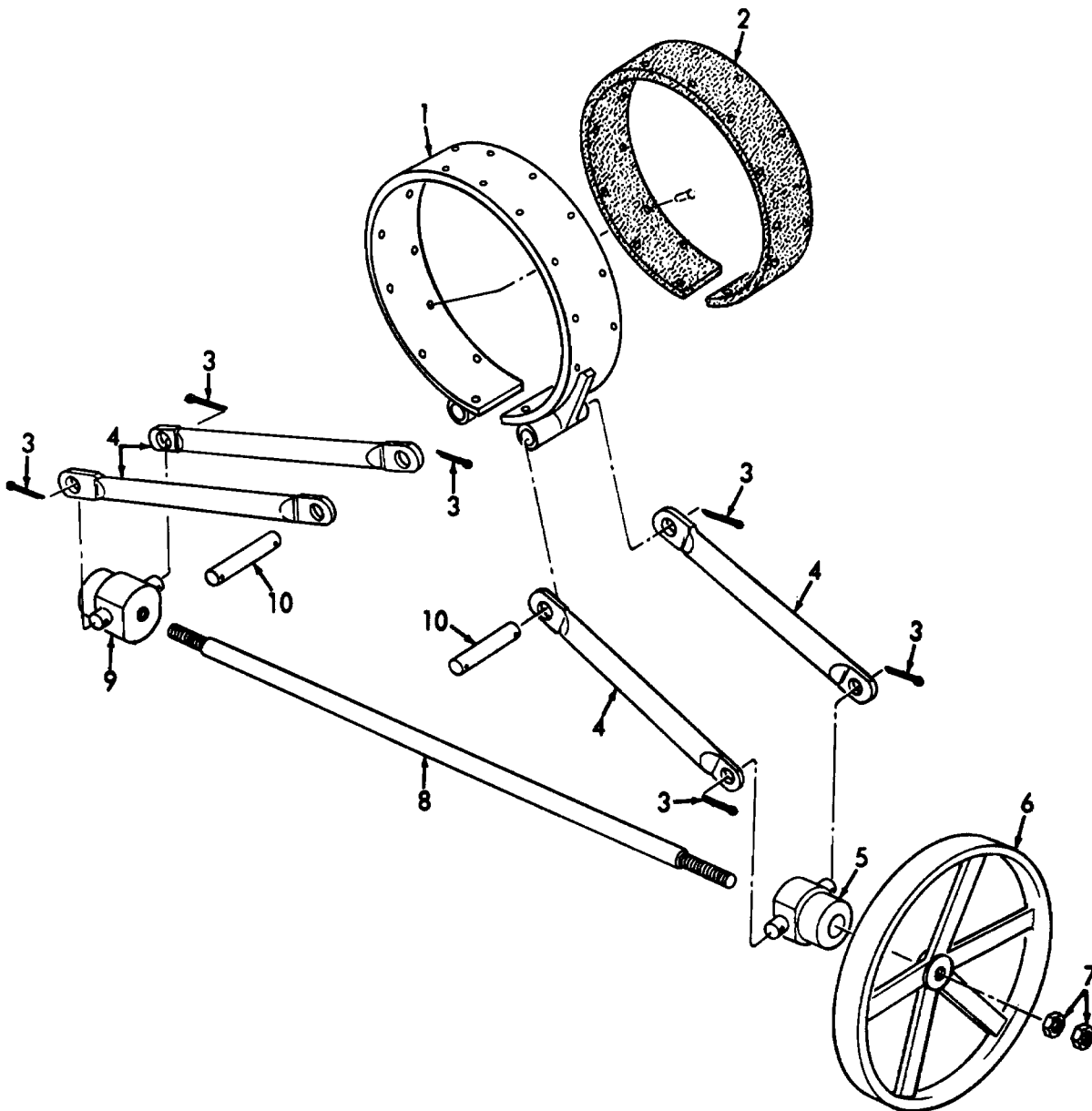
ME 3810-227-20P/52

Figure 52. Drum Shaft Brake Band and Mounting Hardware.

INDEX TO PARTS, FIGURE 52

Reference Number	Functional Group	Item Name	Reference Number	Functional Group	Item Name
1	7416	BOLT	9	7422	BOLT
2	7416	BAND	10	7422	NUT
3	7416	SPRING	11	7422	HANGER
4	7416	NUT	12	7416	PIN
5	7416	NUT	13	7422	SPRING
6	7416	SETSCREW	14	7,416	PIN
7	7416	PIN	15	7416	LINING
8		7416			



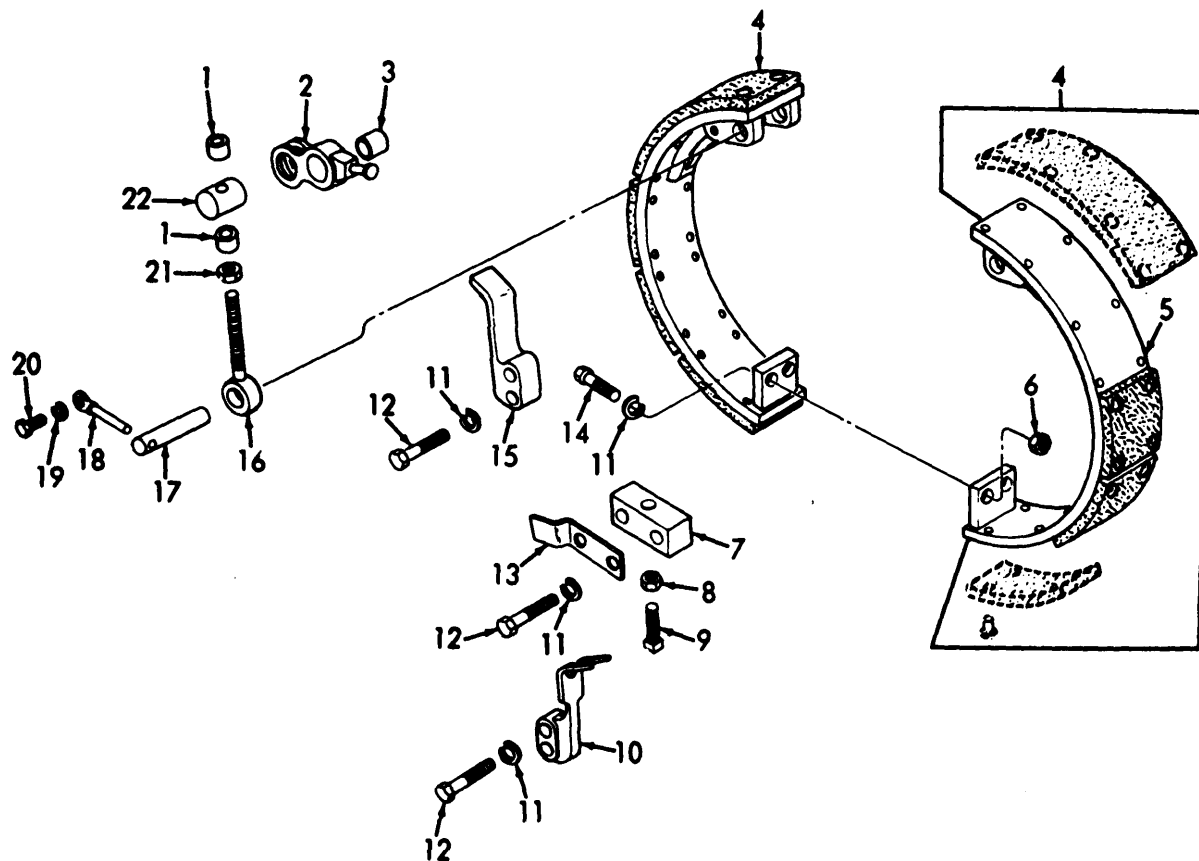


ME 3810-227-20P/53

INDEX TO PARTS, FIGURE 53

Reference Number	Functional	Item Group Name
1	7416	BAND
2	7416	LINING
3	7422	PIN
4	7422	LINK
5	7422	YOKE
6	7422	HAND WHEEL
7	7422	NUT
8	7422	SHAFT
9	7422	YOKE
10	7422	PIN

Figure 53. Swing Brake Band and Controls.

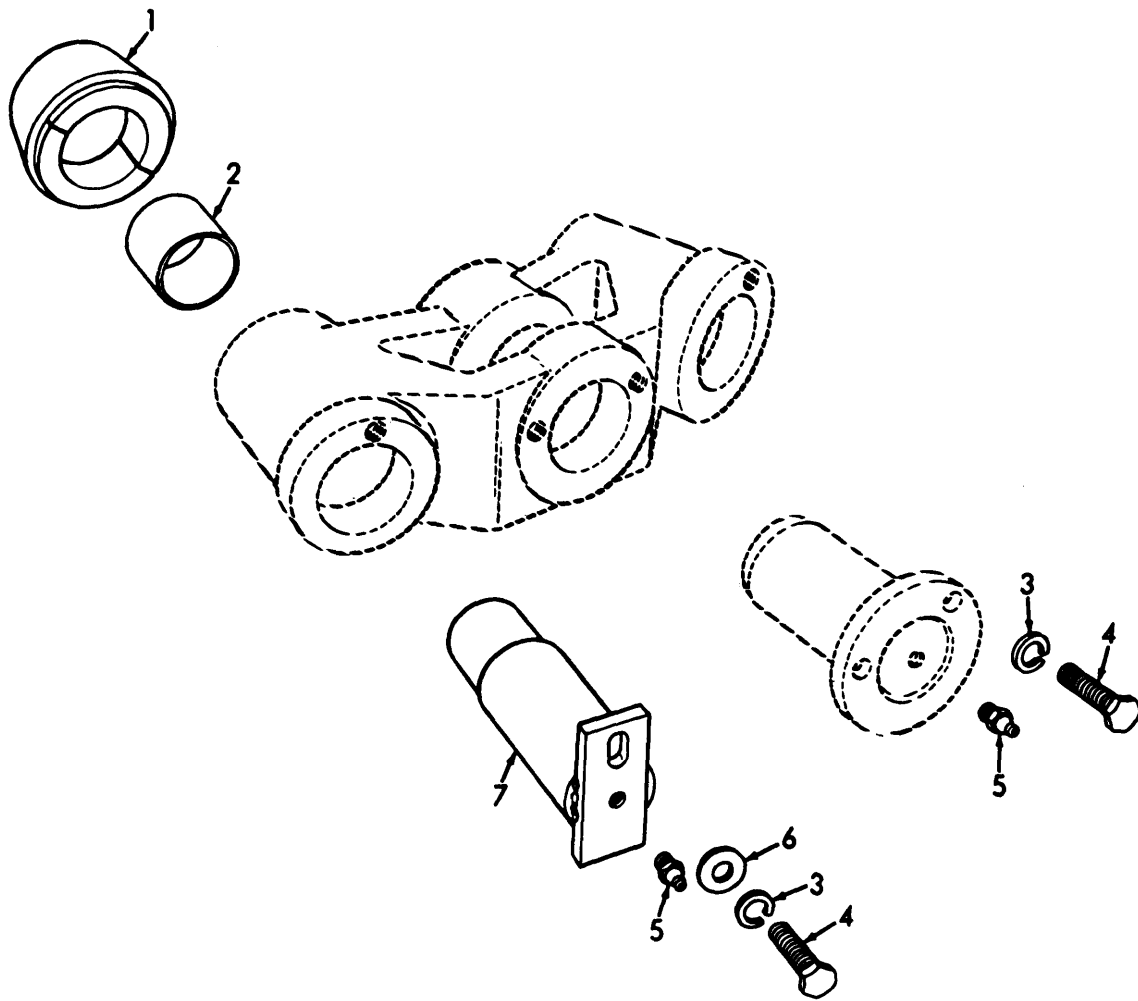


ME 3810-227-20P/51

INDEX TO PARTS, FIGURE 54

Reference Number	Functional Group	Item Name
1	7416	NUT
2	7416	WASHER
3	7416	WASHER
4	7416	BRACKET
5	7416	GUARD
6	7416	SCREW
7	7416	GUARD
8	7416	BOLT
9	7416	SCREW
10	7416	SPACER
11	7416	GUARD
12	7416	SCREW
13	7416	NUT
14	7416	WASHER
15	7416	SCREW
16	7416	HANGER

Figure 54. Gear Guards and Mounting Hardware.

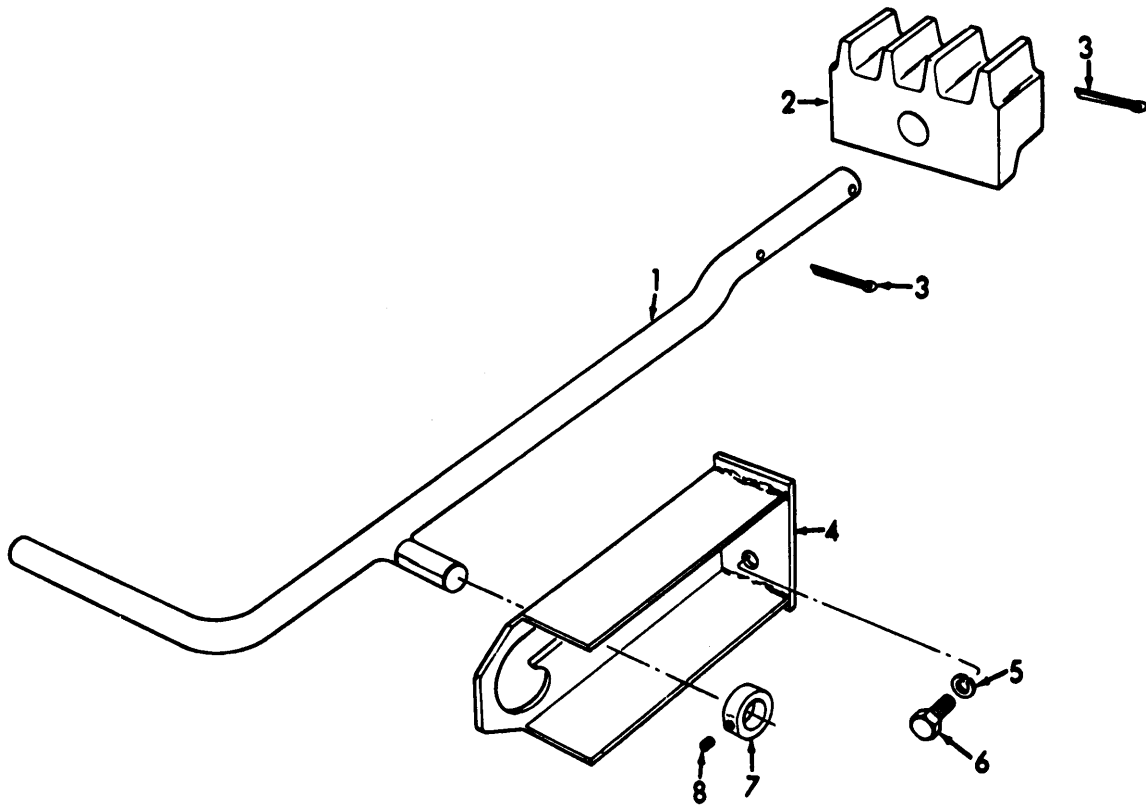


ME 3810-227-20P/55

Figure 55. Load Roller Shaft and Mounting Hardware.

INDEX TO PARTS, FIGURE 55

Reference Number	Functional Group	Item Name
1	7419	ROLLER
2	7419	BUSHING
3	7419	WASHER
4	7419	SCREW
5	7419	FITTING
6	7419	WASHER
7	7419	SHAFT

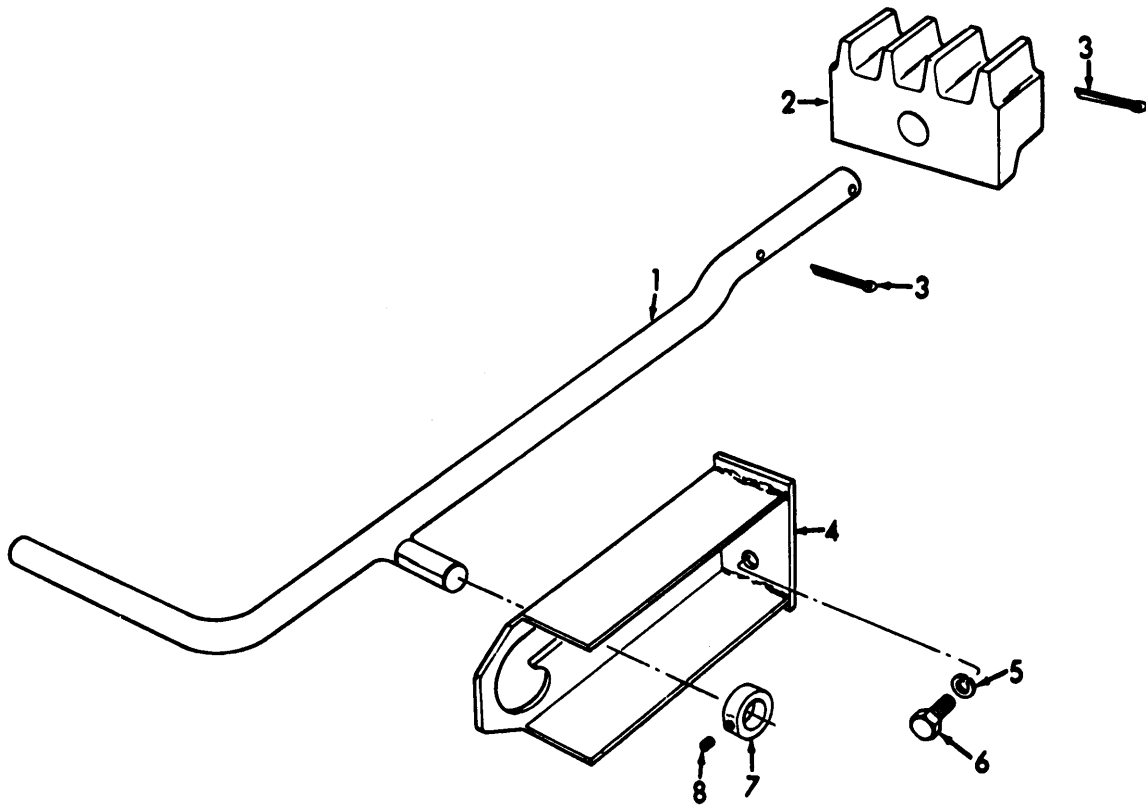


ME 3810-227-35P/76

Figure 56. Swing Lock.

INDEX TO PARTS, FIGURE 56

Reference Number	Functional Group	Item Name
1	7419	ROD
2	7419	GEAR
3	7419	PIN
4	7419	BRACKET
5	7419	WASHER
6	7419	SCREW
7	7419	COLLAR
8	7419	SETSCREW



ME 3810-227-35P/76

Figure 57. Boom Hoist Brake Band and Mounting Hardware.

Reference Number	Functional Group	Item Name
------------------	------------------	-----------

INDEX TO PARTS, FIGURE 57

1	7421	BAND AY
2	7421	NUT
3	7421	WASHER
4	7421	SPRING
5	7421	BOLT
6	7421	PIN
7	7421	BAND
8	7421	PIN
9	7421	WASHER
10	7421	PIN

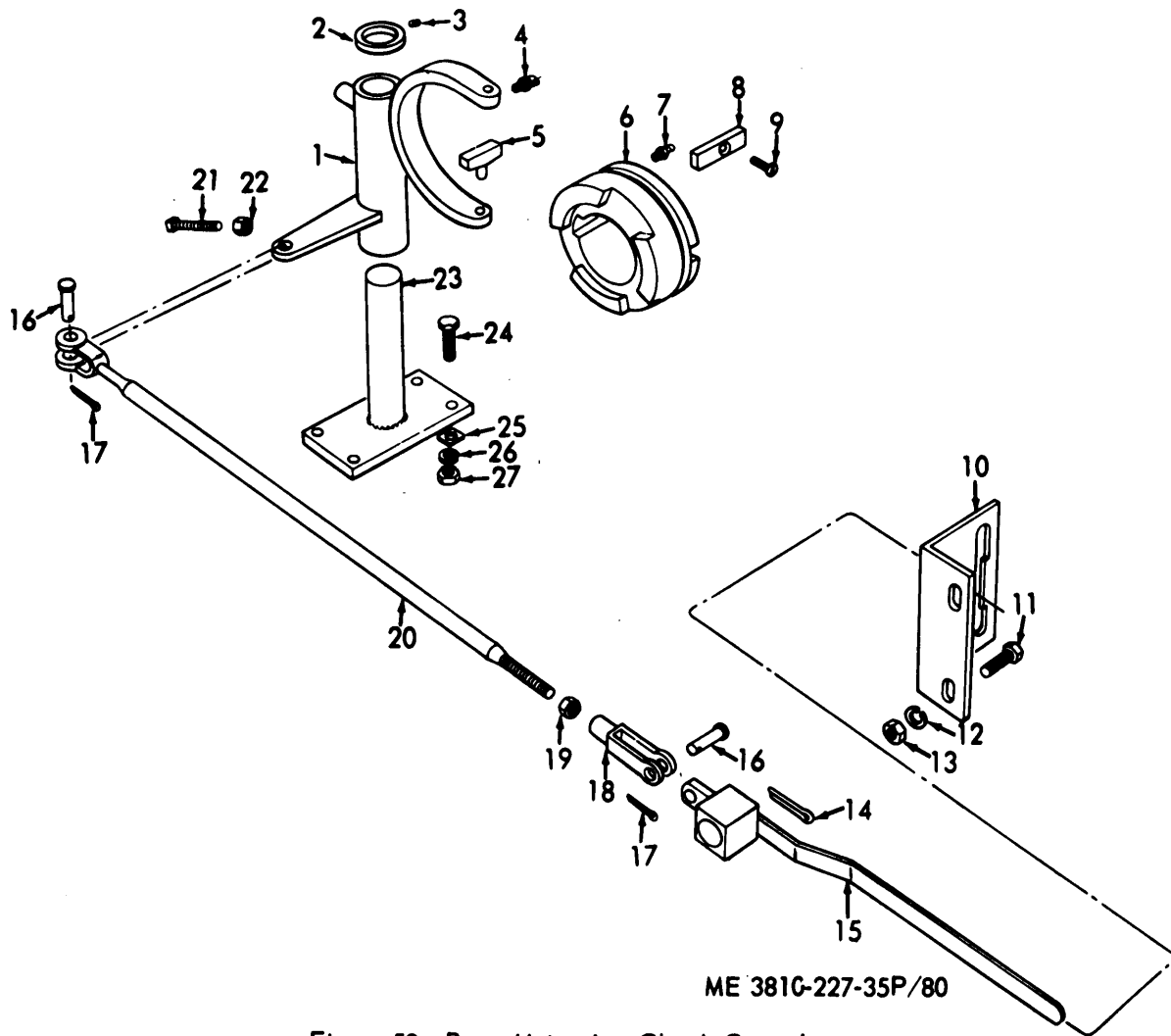
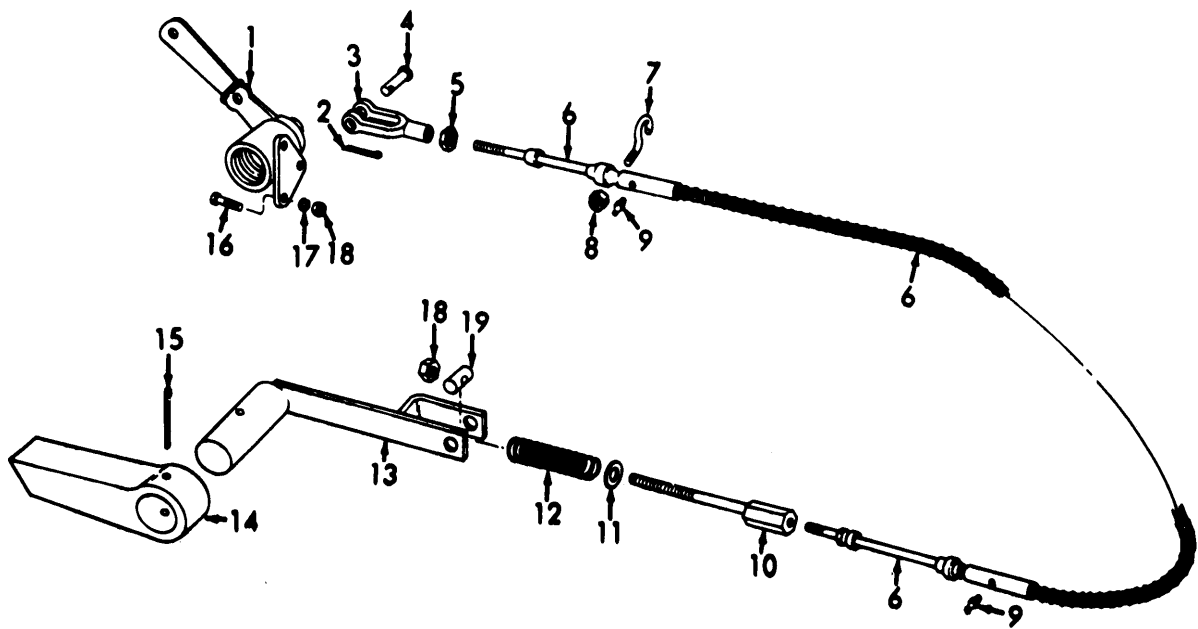


Figure 58. Boom moist Jaw Clutch Controls.

INDEX TO PARTS, FIGURE 58

Reference Number	Functional Group	Item Name	Reference Number	Functional Group	Item Name
1	7422	YOKE	14	7422	PIN
2	7422	COLLAR	15	7422	LEVER
3	7422	SETSCREW	16	7422	PIN
4	7422	FITTING	17	7422	PIN
5	7422	SHOE	18	7422	CLEVIS
6	7415	JAW CLUTCH	19	7422	NUT
7	7415	FITTING	20	7422	ROD
7	7422	FITTING	21	7422	SETSCREW
8	7415	KEY	22	7422	NUT
9	7415	SCREW	23	7422	SUPPORT
10	7422	BRACKET	24	7422	SCREW
11	7422	SCREW	25	7422	SHIM
12	7422	WASHER	26	7422	WASHER
13	7422	NUT	27	7422	NUT



ME 3810-227-35P/81

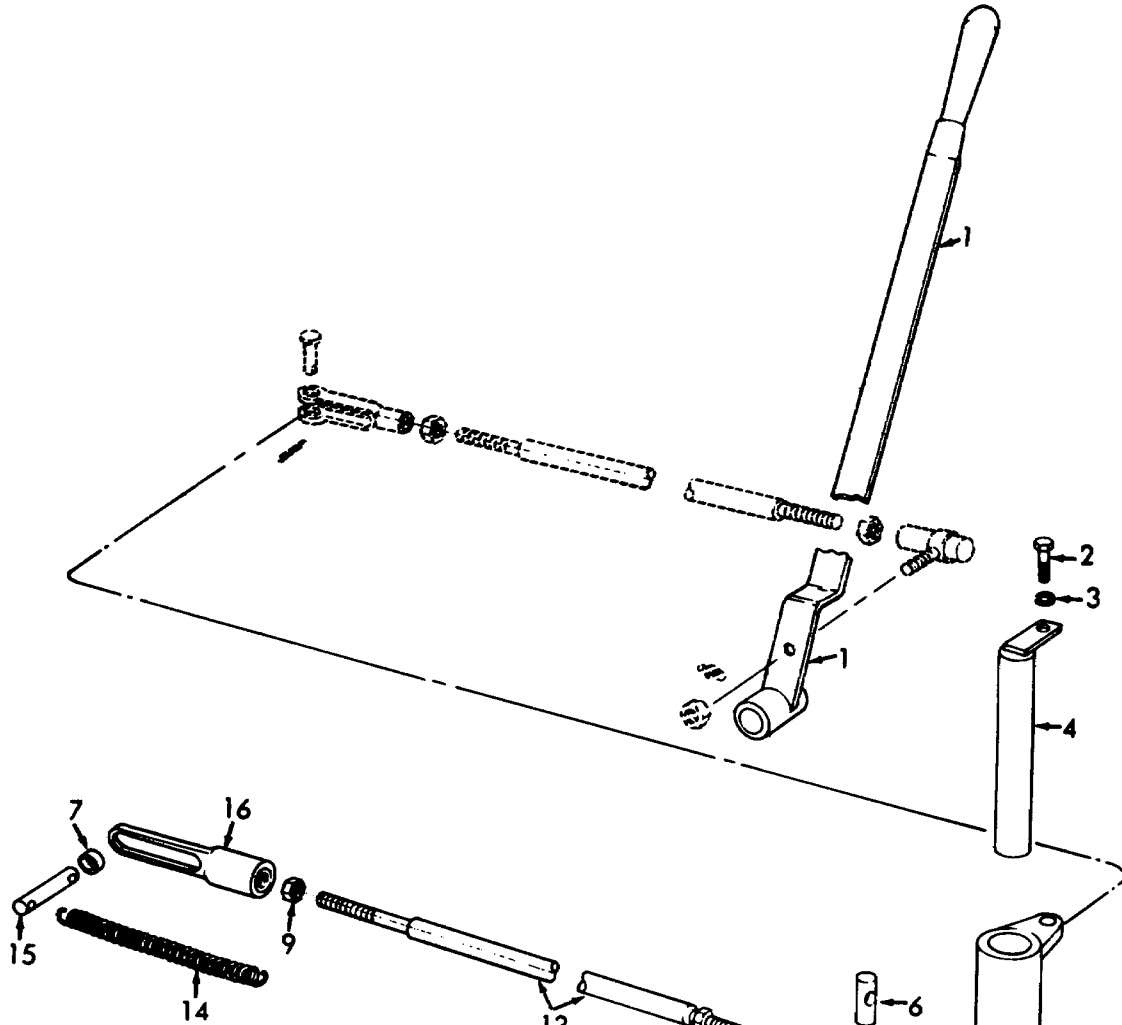
Figure 59. Boom Hoist Safety Ratchet Control and Pawl.

INDEX TO PARTS, FIGURE 59

Reference Number	Functional Group	Item Name	Reference Number	Functional Group	Item Name
1	7422	LEVER	11	7422	WASHER
2	7422	PIN	12	7422	SPRING
3	7422	CLEVIS	13	7422	SHAFT
4	7422	PIN	14	7422	PAWL
5	7422	NUT	15	7422	PIN
6	7422	CABLE CONTROL	16	7422	BOLT
7	7422	BOLT	17	7422	WASHER
8	7422	NUT	18	7422	NUT
9	7422	FITTING	19	7422	PIN
10	7422	ROD			

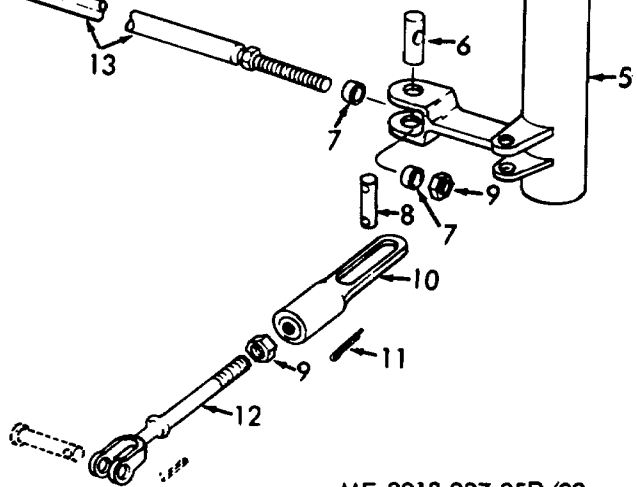
INDEX TO PARTS, FIGURE 60 (cont)

1	7422	LEVER
2	7422	SCREW
3	7422	WASHER
4	7422	SHAFT
5	7422	BELLCRANK
6	7422	PIN
7	7422	SPACER
8	7422	PIN



INDEX TO PARTS, FIGURE 60 (cont)

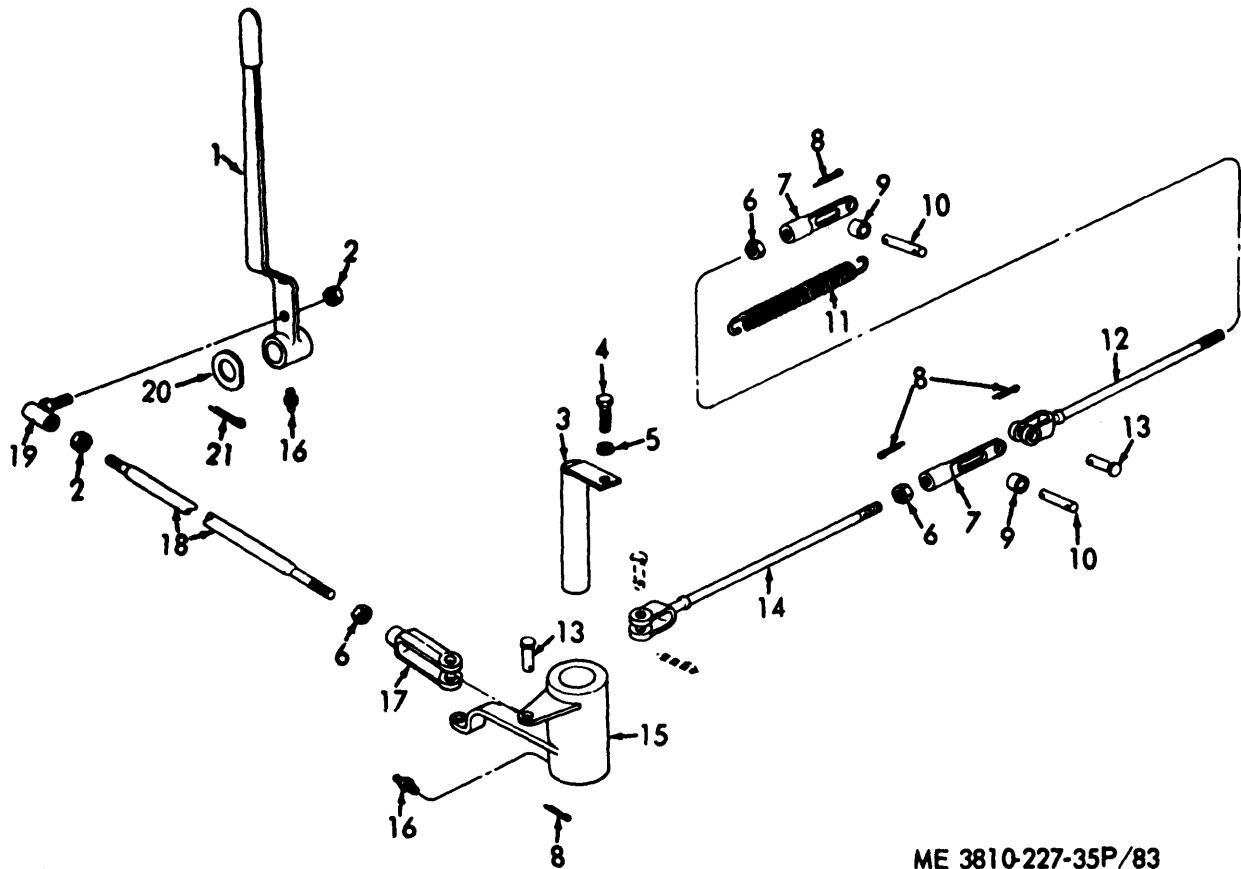
Reference Number	Functional Group	Item Name
9	7422	NUT
10	7422	YOKE END
11	7422	PIN
12	7422	ROD
13	7422	ROD
14	7422	SPRING
15	7422	PIN
16	7422	ROD END



ME 3810-227-35P/82

Figure 60. Boom Hoist Clutch Controls.



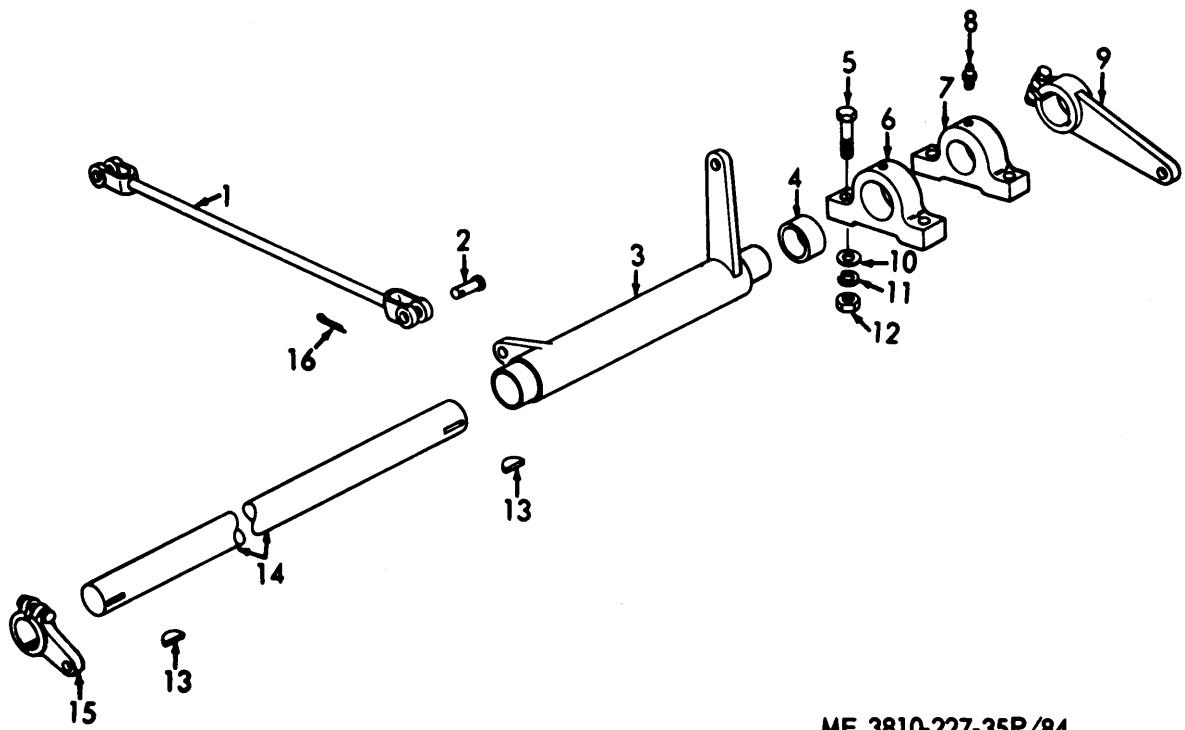


ME 3810-227-35P/83

Figure 61. Boom Hoist Clutch Lovers and Controls.

INDEX TO PARTS, FIGURE 61

Reference Number	Functional Group	Item Name	Reference Number	Functional Group	Item Name
1	7422	LEVER	12	7422	ROD
2	7422	NUT	13	7422	YOKE PIN
3	7422	SHAFT	14	7422	ROD
4	7422	SCREW	15	7422	BELLCRANK
5	7422	WASHER	16	7422	FITTING
6	7422	NUT	17	7422	CLEVIS
7	7422	YOKE END	18	7422	ROD
8	7422	PIN	19	7422	BALLJOINT
9	7422	SPACER	20	7422	WASHER
10	7422	PIN	21	7422	PIN
11	7422	SPRING			

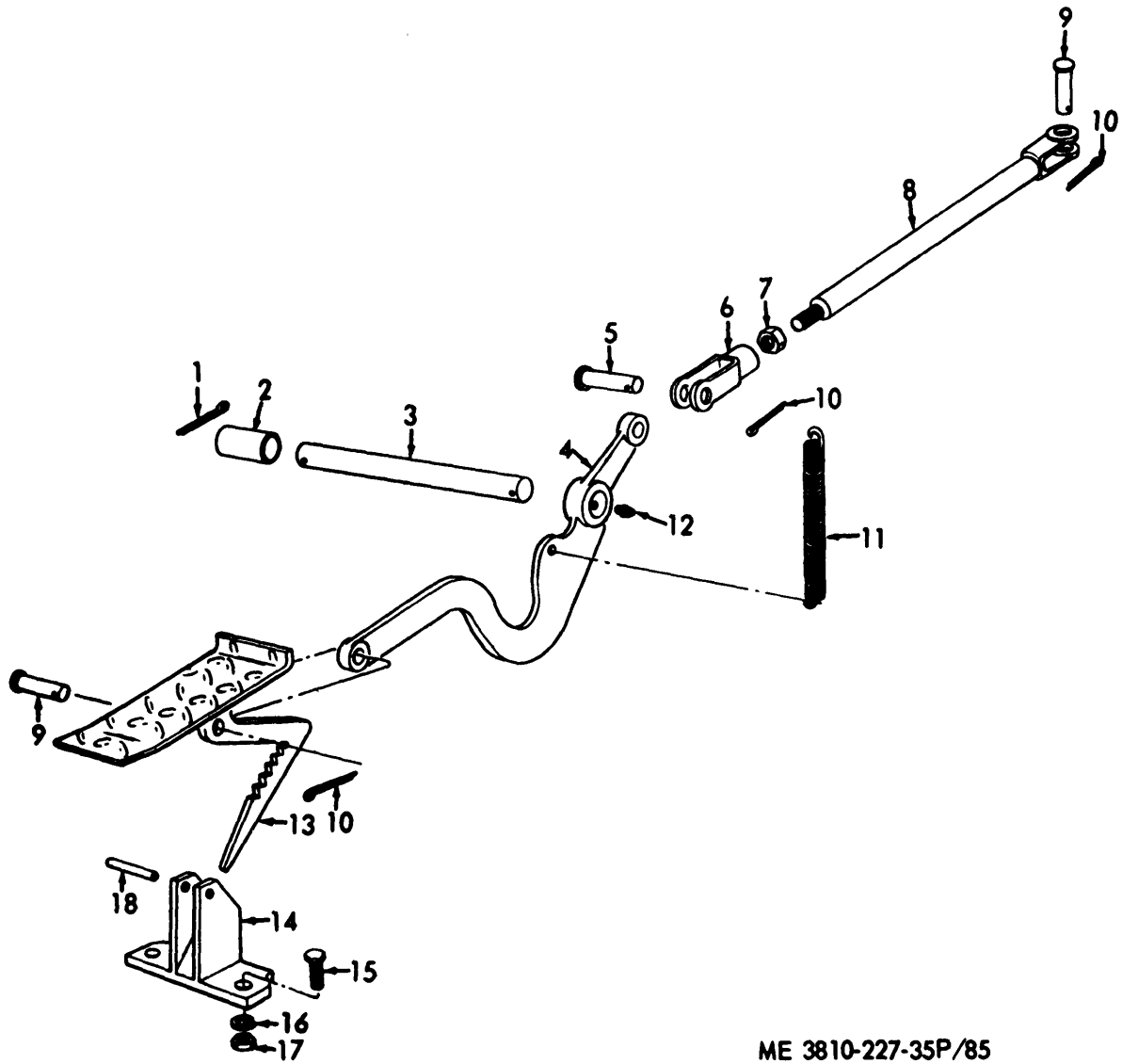


ME 3810-227-35P/84

Figure 62. Boom Hoist Brake Lever, Shaft and Controls.

INDEX TO PARTS, FIGURE 62

Reference Number	Functional Group	Item Name	Reference Number	Functional Group	Item Name
1	7422	ROD	9	7422	LEVER
2	7422	PIN	10	7422	WASHER
3	7422	LEVER	11	7422	WASHER
4	7422	BUSHING	12	7422	NUT
5	7422	SCREW	13	7422	KEY
6	7422	BLOCK BEARING	14	7422	SHAFT
7	7422	BLOCK BEARING	15	7422	LEVER
8	7422	FITTING	16	7422	PIN



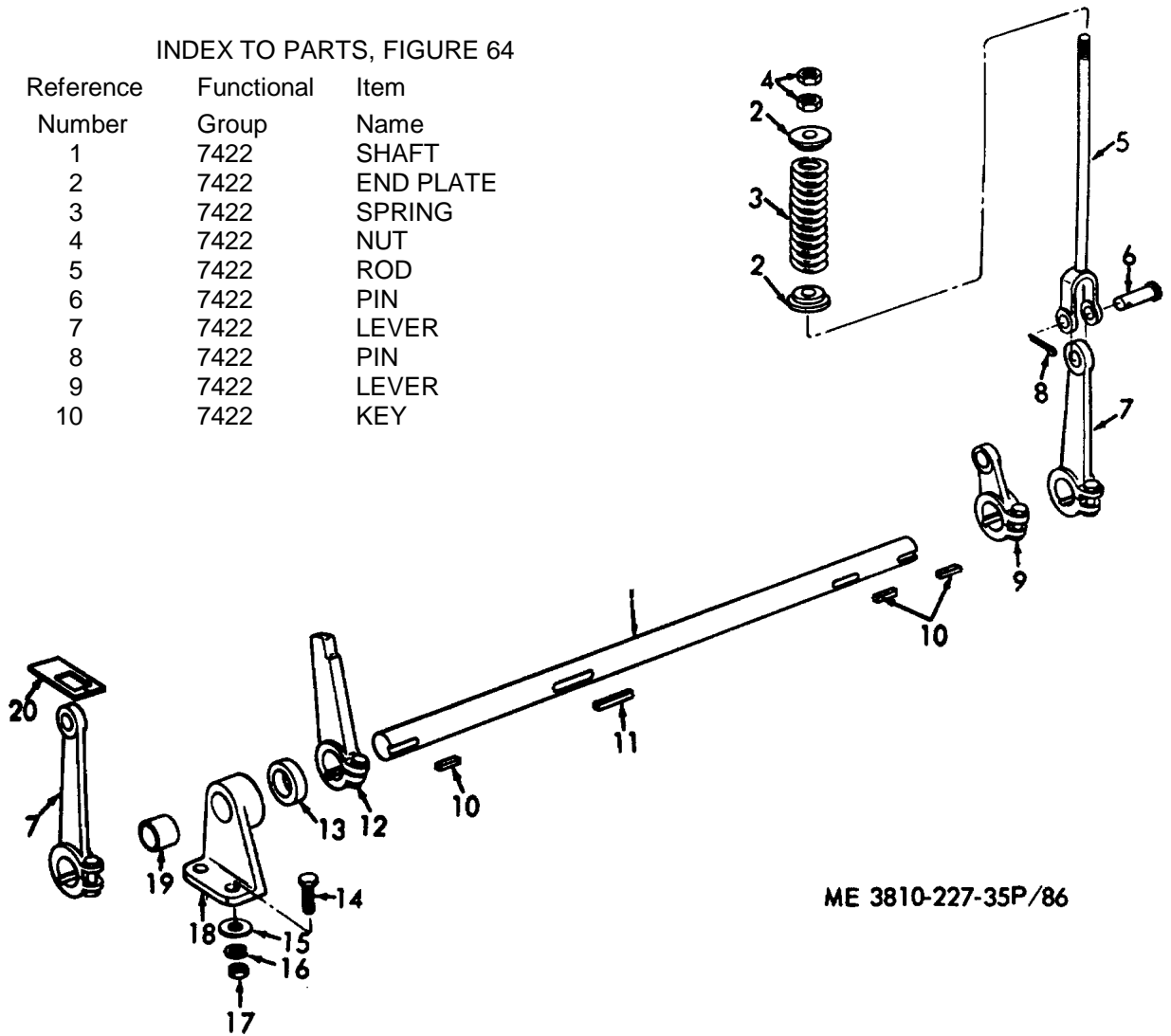
ME 3810-227-35P/85

Figure 63. Drum Shaft Brake Pedal and Controls.  
INDEX TO PARTS, FIGURE 63

Reference Number	Functional Group	Item Name	Reference Number	Functional Group	Item Name
1	7422	PIN	10	7422	PIN
2	7422	SPACER	11	7422	SPRING
3	4309	PIN	12	7422	FITTING
4	7422	LEVER	13	7422	PEDAL
5	7422	PIN	14	7422	BRACKET
6	7422	CLEVIS	15	7422	SCREW
7	7422	NUT	16	7422	WASHER
8	7422	ROD	17	7422	NUT
9	7422	PIN AY	18	7422	PIN

INDEX TO PARTS, FIGURE 64

Reference Number	Functional Group	Item Name
1	7422	SHAFT
2	7422	END PLATE
3	7422	SPRING
4	7422	NUT
5	7422	ROD
6	7422	PIN
7	7422	LEVER
8	7422	PIN
9	7422	LEVER
10	7422	KEY



ME 3810-227-35P/86

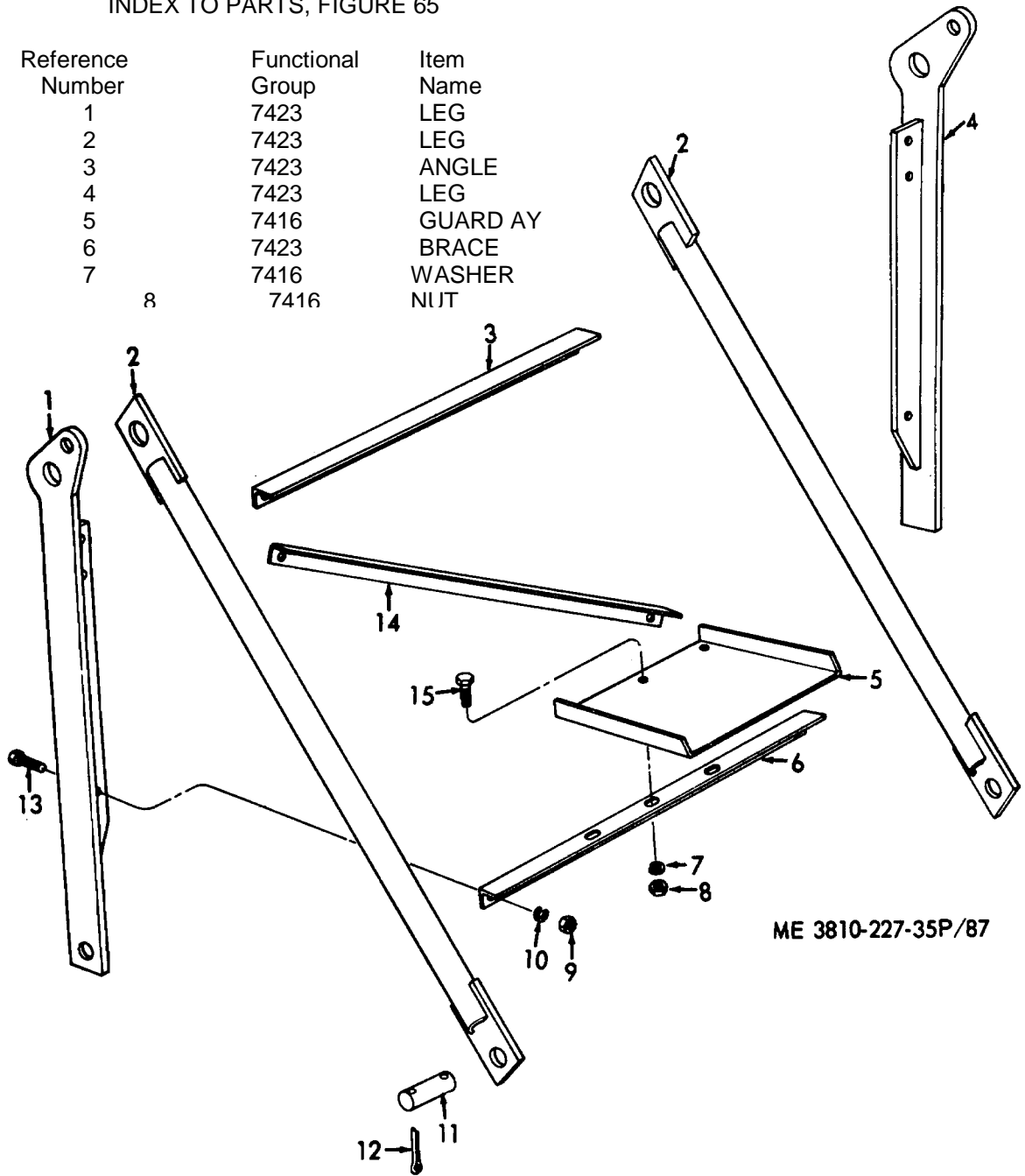
INDEX TO PARTS, FIGURE 64 (cont)

Reference Number	Functional Group	Item Name
11	7422	KEY
12	7422	LEVER
13	7422	COLLAR
14	7422	SCREW
15	7422	WASHER
16	7422	WASHER
17	7422	NUT
18	7422	BRACKET
19	7422	BUSHING
20	7422	COVER

Figure 64. Boom Hoist Clutch Control Shaft and Levers.

INDEX TO PARTS, FIGURE 65

Reference Number	Functional Group	Item Name
1	7423	LEG
2	7423	LEG
3	7423	ANGLE
4	7423	LEG
5	7416	GUARD AY
6	7423	BRACE
7	7416	WASHER
8	7416	NUT

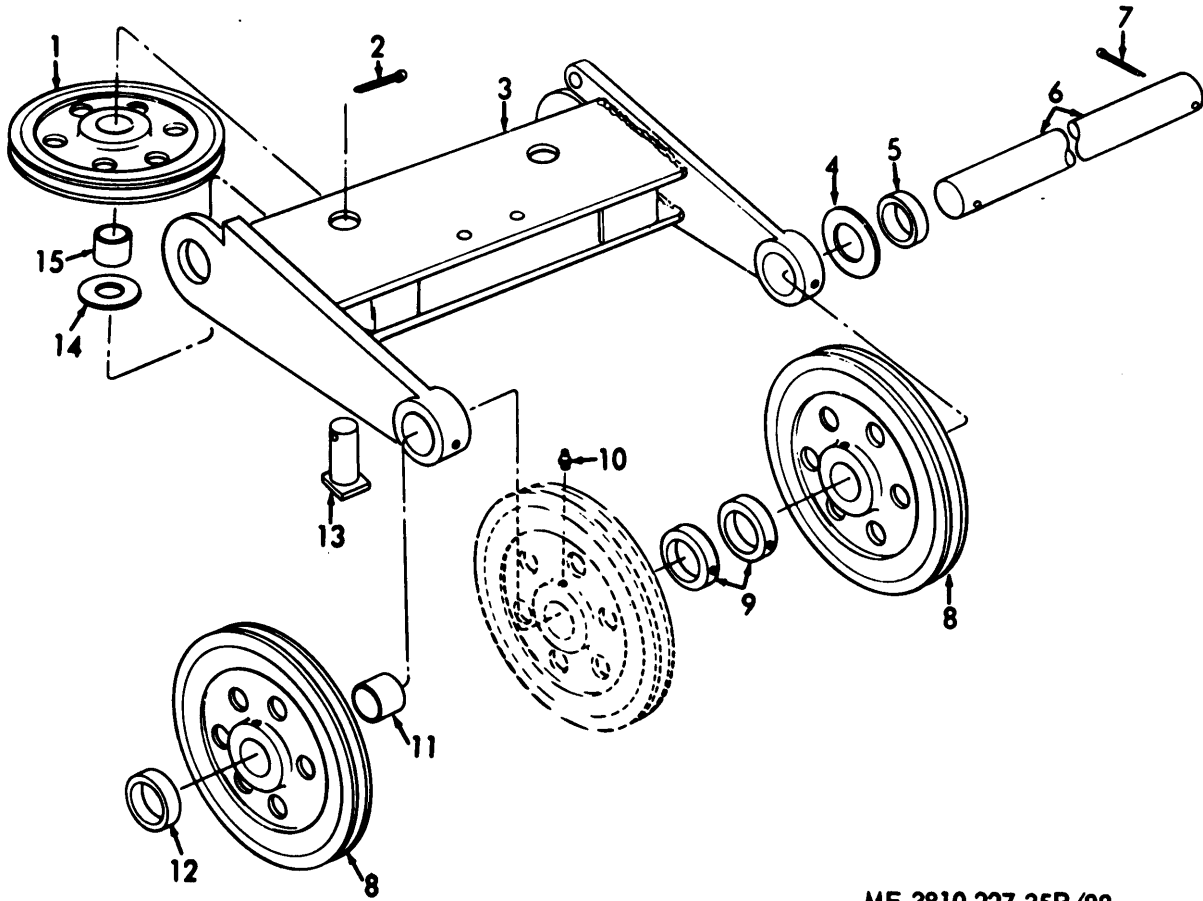


ME 3810-227-35P/87

INDEX TO PARTS, FIGURE 65 (cont)

Reference Number	Functional Group	Item Name
9	7423	NUT
10	7423	WASHER
11	7423	PIN
12	7423	PIN
13	7423	SCREW
14	7423	BRACE
15	7416	SCREW

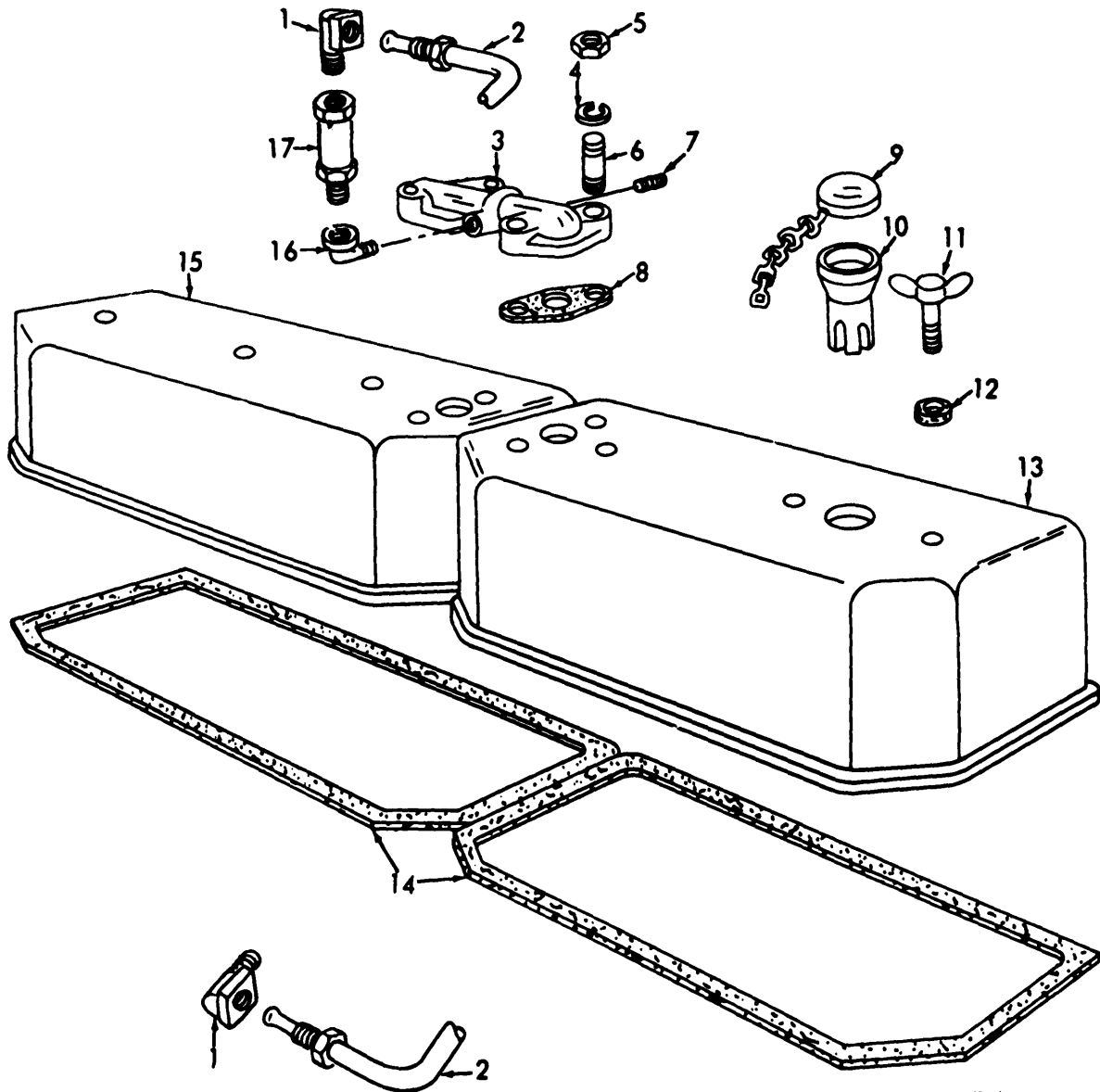
Figure 65. Gantry Legs, Braces, Guard and Mounting Hardware. X



ME 3810-227-35P/88

Figure 66. A-Frame Shackle.  
INDEX TO PARTS, FIGURE 66

Reference Number	Functional Group	Item Name	Reference Number	Functional Group	Item Name
1	7423	SHEAVE AY	9	7423	COLLAR
2	7423	PIN	10	7423	FITTING
3	7423	SHACKLE	11	7423	BEARING
4	7423	WASHER	12	7423	SPACER
5	7423	SPACER	13	7423	PIN
6	7423	SHAFT	14	7423	WASHER
7	74?3	PIN	15	7423	BEARING
8	7423	SHEAVE AY			

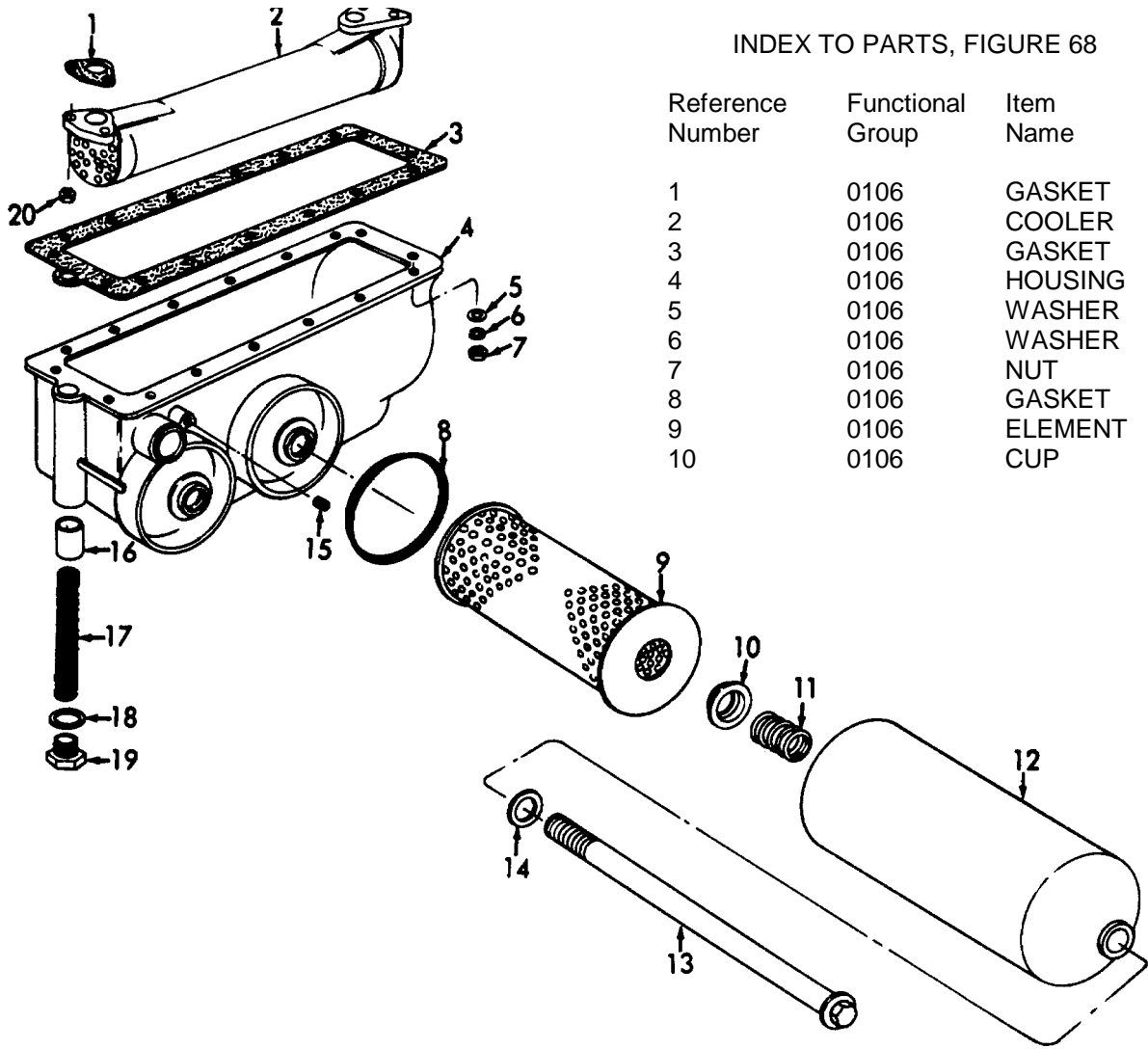


ME 3810-227-35P/97

Figure 67. Cylinder Head Covers, Oil Filler and Breather Lines.

INDEX TO PARTS, FIGURE 67

Reference Number	Functional Group	Item Name	Reference Number	Functional Group	Item Name
1	0106	ELBOW	10	0106	FILLER
2	0106	TUBE	11	0105	THUMBSCREW
3	0106	CONNECTOR	12	0105	WASHER
4	0106	WASHER	13	010 5	COVER
5	0106	NUT	14	0105	GASKET
6	0106	STUD	15	0105	COVER
7	0106	PLUG	16	0106	ELBOW
8	0106	GASKET	17	0106	VALVE
9	0106	CAP			



INDEX TO PARTS, FIGURE 68

Reference Number	Functional Group	Item Name
1	0106	GASKET
2	0106	COOLER
3	0106	GASKET
4	0106	HOUSING
5	0106	WASHER
6	0106	WASHER
7	0106	NUT
8	0106	GASKET
9	0106	ELEMENT
10	0106	CUP

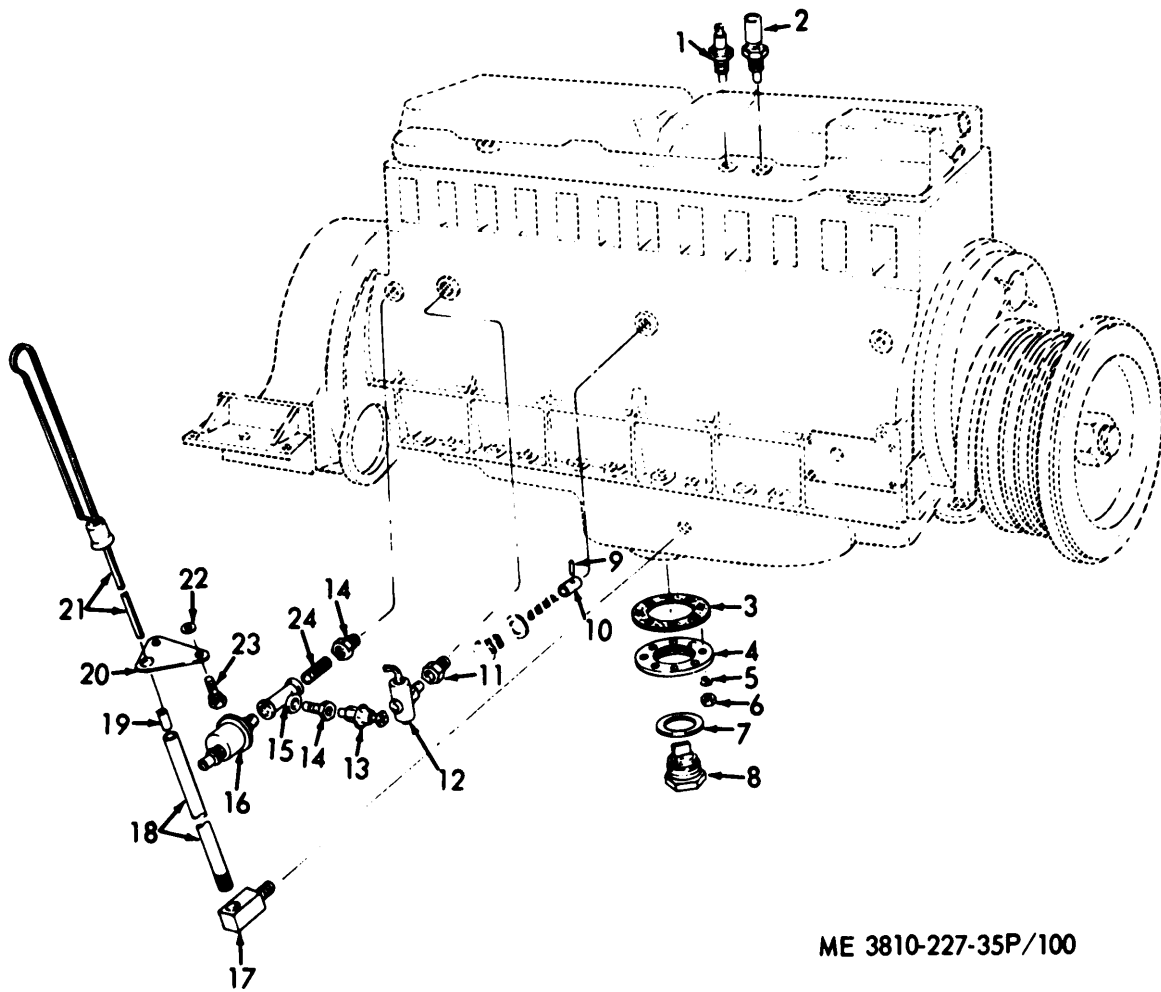
ME 3810-227-35P/99

INDEX TO PARTS, FIGURE 68 (cont)

Reference Number	Functional Group	Item Name
11	0106	SPRING
12	0106	CASE
13	0106	BAR
14	0106	GASKET
15	0106	PLUG
16	0106	SLEEVE
17	0106	SPRING
18	0106	GASKET
19	0106	PLUG
20	0106	NUT

Figure 68. Oil Filter and Mounting Hardware.



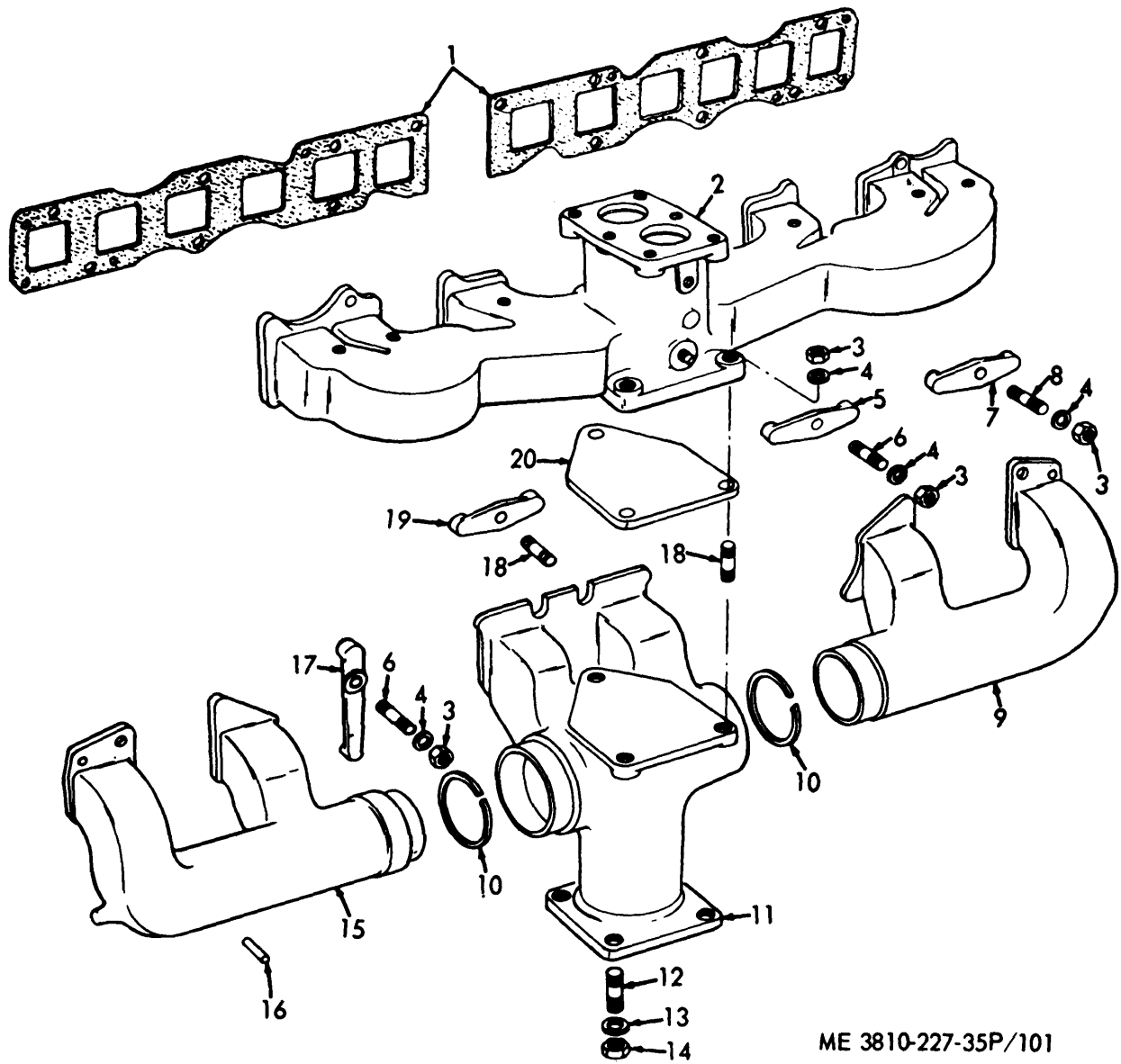


ME 3810-227-35P/100

Figure 69. Oil Pan Cover, Drain Plug, Level Gage and Sending Units.

INDEX TO PARTS, FIGURE 69

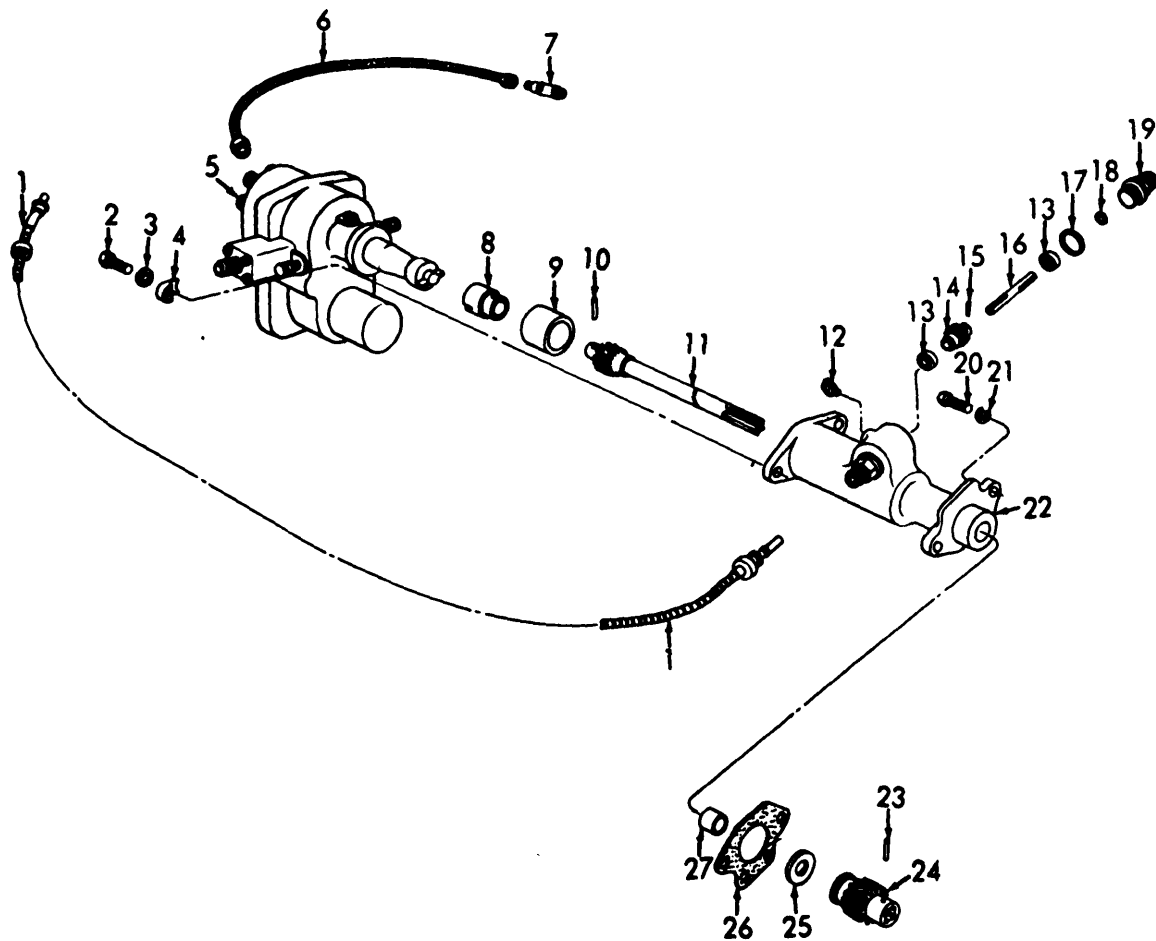
Reference Number	Functional Group	Item Name	Reference Number	Functional Group	Item Name
1	0610	TRANSMITTER	13	0610	SWITCH
2	0606	TRANSMITTER	14	0610	BUSHING
3	0106	GASKET	15	0610	TEE
4	0106	COVER	16	0610	TRANSMITTER
5	0106	WASHER	17	0106	ADAPTER
6	0106	NUT	18	0106	TUBE
7	0106	WASHER	19	0106	SUPPORT
8	0106	PLUG	20	0106	BRACE
9	0106	PIN	21	0106	ROD AY
10	0106	VALVE	22	0106	SPACER
11	0503	BUSHING	23	0106	SCREW
12	0503	COCK DRAIN	24	0610	NIPPLE



ME 3810-227-35P/101

Figure 70. Manifold.  
INDEX TO PARTS, FIGURE 70

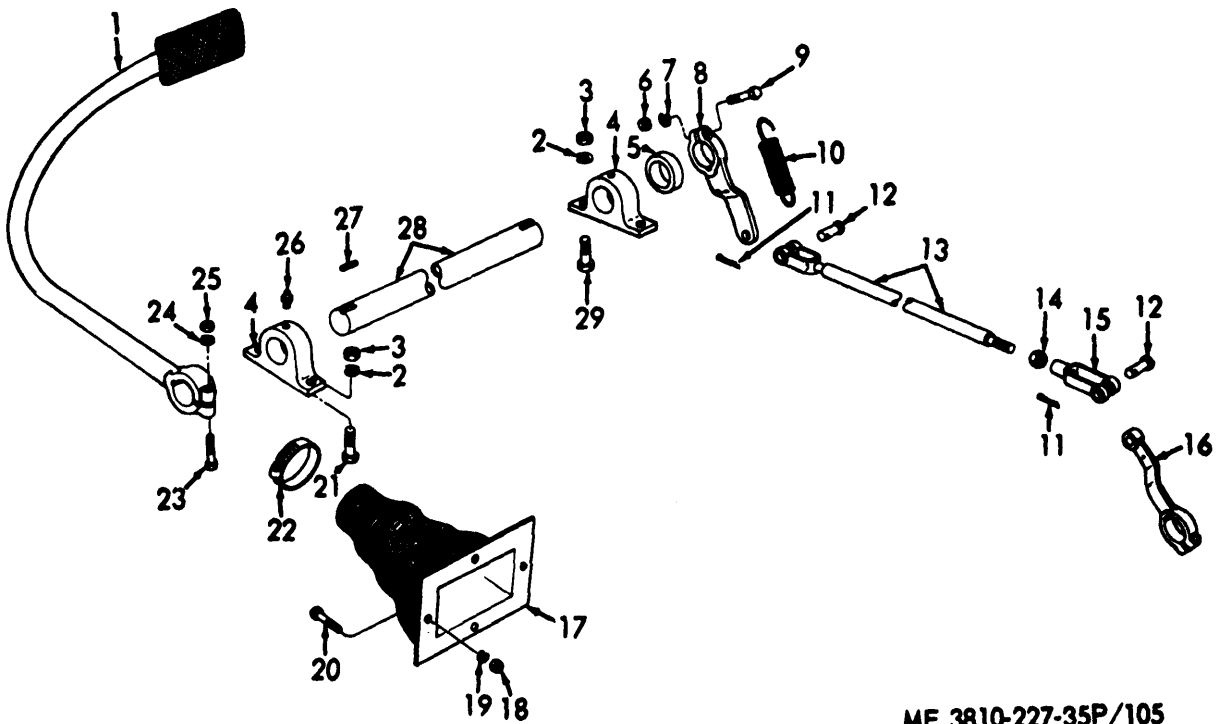
Reference Number	Functional Group	Item Name	Reference Number	Functional Group	Item Name
1	0108	GASKET	11	0108	MANIFOLD
2	0108	MANIFOLD	12	0108	STUD
3	0108	NUT	13	0108	WASHER
4	0108	WASHER	14	0108	NUT
5	0108	CRAB	15	0108	MANIFOLD
6	0108	STUD	16	0108	PIN
7	0108	CRAB	17	0108	CRAB
8	0108	STUD	18	0108	STUD
9	0108	MANIFOLD	19	0108	CRAB
10	0108	RING	20	0108	SPACER



ME 3810-227-35P/102

Figure 71. Accessory Drive and Distributor.  
INDEX TO PARTS, FIGURE 71

Reference Number	Functional Group	Item Name	Reference Number	Functional Group	Item Name
1	4701	TACHOMETER SHAFT	15	4701	PIN
2	0605	SCREW	16	4701	SHAFT
3	0605	WASHER	17	4701	WASHER
4	0605	CLAMP	18	4701	GASKET
5	0605	DISTRIBUTOR	19	4701	RETAINER
6	0605	LEAD	20	0109	SCREW
7	0605	SPARK PLUG	21	0109	WASHER
8	0109	COUPLING	22	0109	HOUSING
9	0109	SPACER	23	0109	PIN
10	0109	PIN	24	0109	GEAR
11	0109	SHAFT AY	25	0109	WASHER
12	0109	FITTING	26	0109	GASKET
13	0109	BEARING	27	0109	BUSHING
14	4701	GEAR			

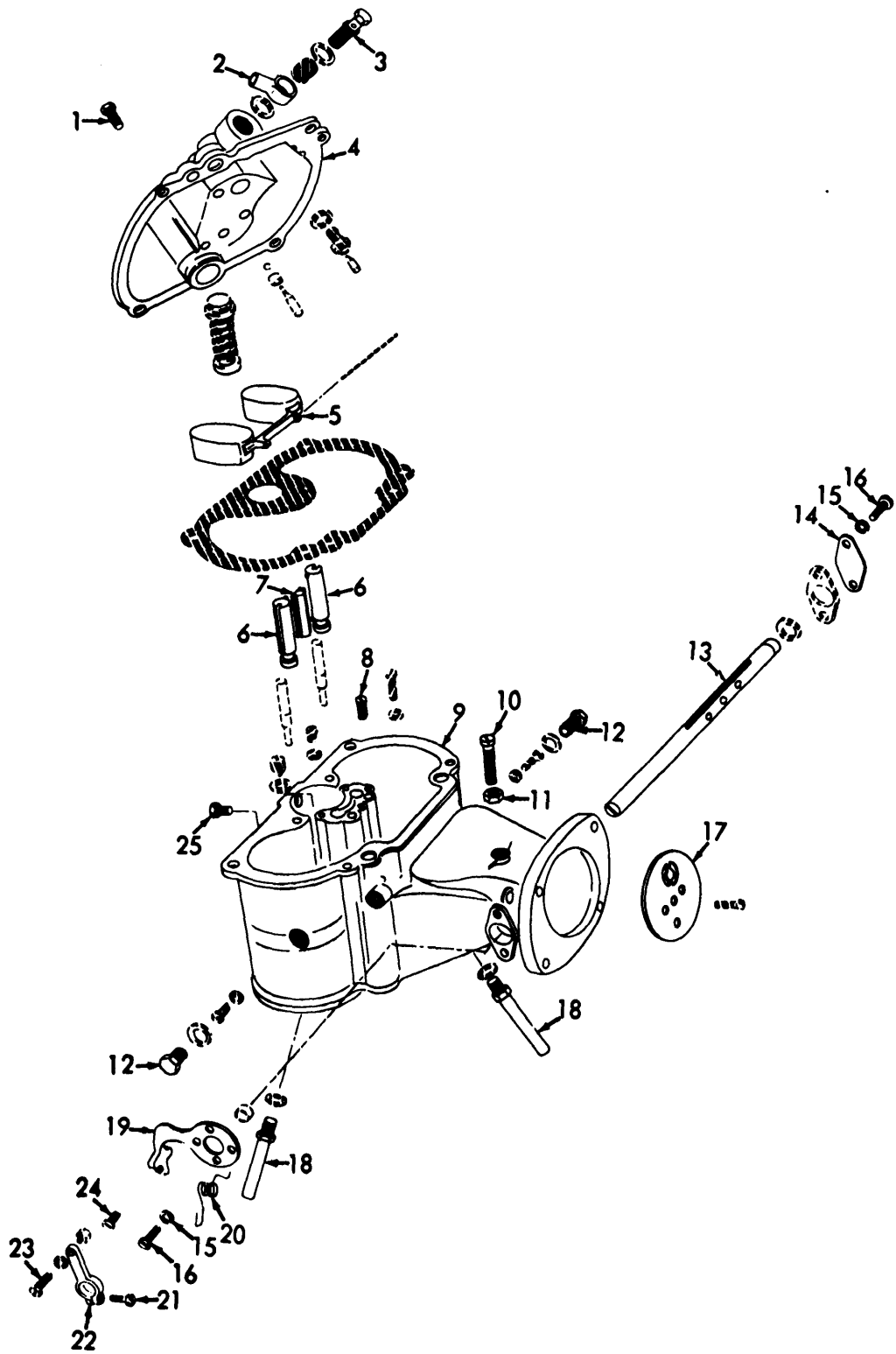


ME 3810-227-35P/105

Figure 72. Clutch Pedal, Shaft and Linkage.

INDEX TO PARTS FIGURE 72

Reference Number	Functional Group	Item Name	Reference Number	Functional Group	Item Name
1	0202	LEVER	16	0202	CRANK
2	0202	WASHER	17	0202	BOOT
3	0202	NUT	18	0202	NUT
4	0202	BLOCK	19	0202	WASHER
5	0202	SPACER	20	0202	SCREW
6	0202	NUT	21	0202	SCREW
7	0202	WASHER	22	0202	CLAMP
8	0202	CRANK	23	0202	SCREW
9	0202	BOLT	24	0202	WASHER
10	0202	SPRING	25	0202	NUT
11	0202	PIN	26	0202	FITTING
12	0202	PIN	27	0202	KEY
13	0202	ROD	28	0202	SHAFT
14	0202	NUT	29	0202	SCREW
15	0202	CLEVIS			



ME 3810-227-20P/73

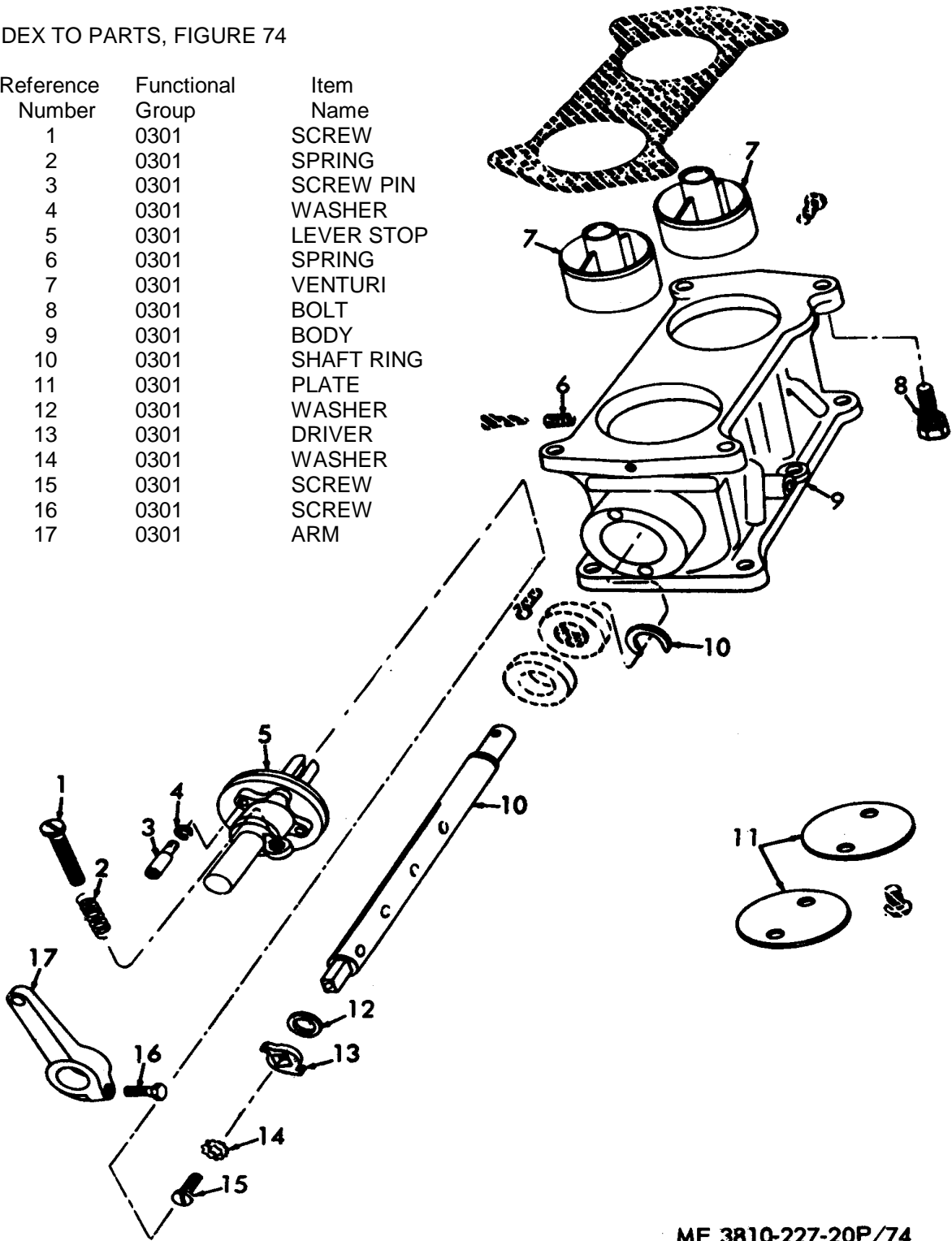
Figure 73. Carburetor Fuel Bowl Body and Cover.

INDEX TO PARTS, FIGURE 73

Reference Number	Functional Group	Item Name	Reference Number	Functional Group	Item Name
1	0301	SCREW	14	0301	PLATE
2	0301	BODY	15	0301	WASHER
3	0301	PLUG	16	0301	SCREW
4	0301	COVER	17	0301	PLATE
5	0301	FLOAT	18	0301	JET
6	0301	WELL	19	0301	BRACKET AY
7	0301	WELL	20	0301	SPRING
8	0301	VENT	21	0301	SCREW
9	0301	BOWL	22	0301	LEVER
10	0301	SCREW	23	0301	SCREW
11	0301	NUT	24	0301	SCREW
12	0301	PLUG	25	0301	PLUG
13	0301	SHAFT			

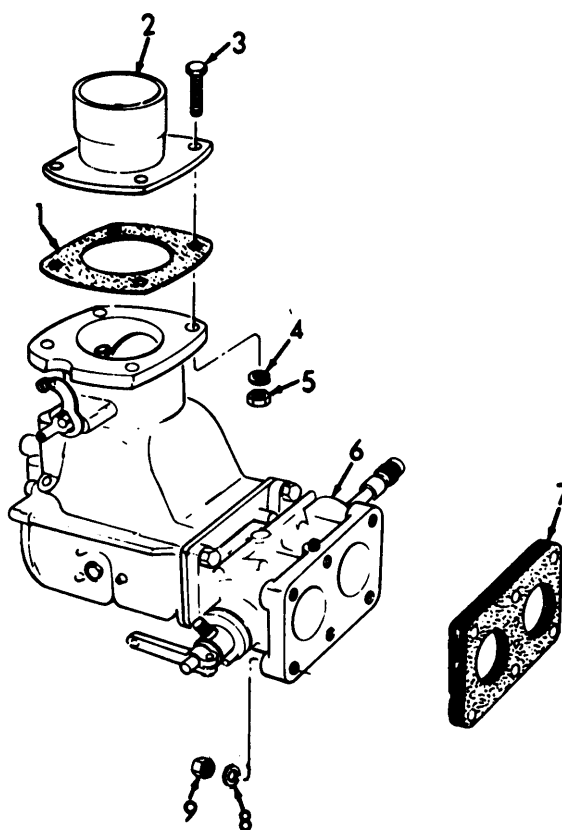
INDEX TO PARTS, FIGURE 74

Reference Number	Functional Group	Item Name
1	0301	SCREW
2	0301	SPRING
3	0301	SCREW PIN
4	0301	WASHER
5	0301	LEVER STOP
6	0301	SPRING
7	0301	VENTURI
8	0301	BOLT
9	0301	BODY
10	0301	SHAFT RING
11	0301	PLATE
12	0301	WASHER
13	0301	DRIVER
14	0301	WASHER
15	0301	SCREW
16	0301	SCREW
17	0301	ARM



ME 3810-227-20P/74

Figure 74. Throttle Body.



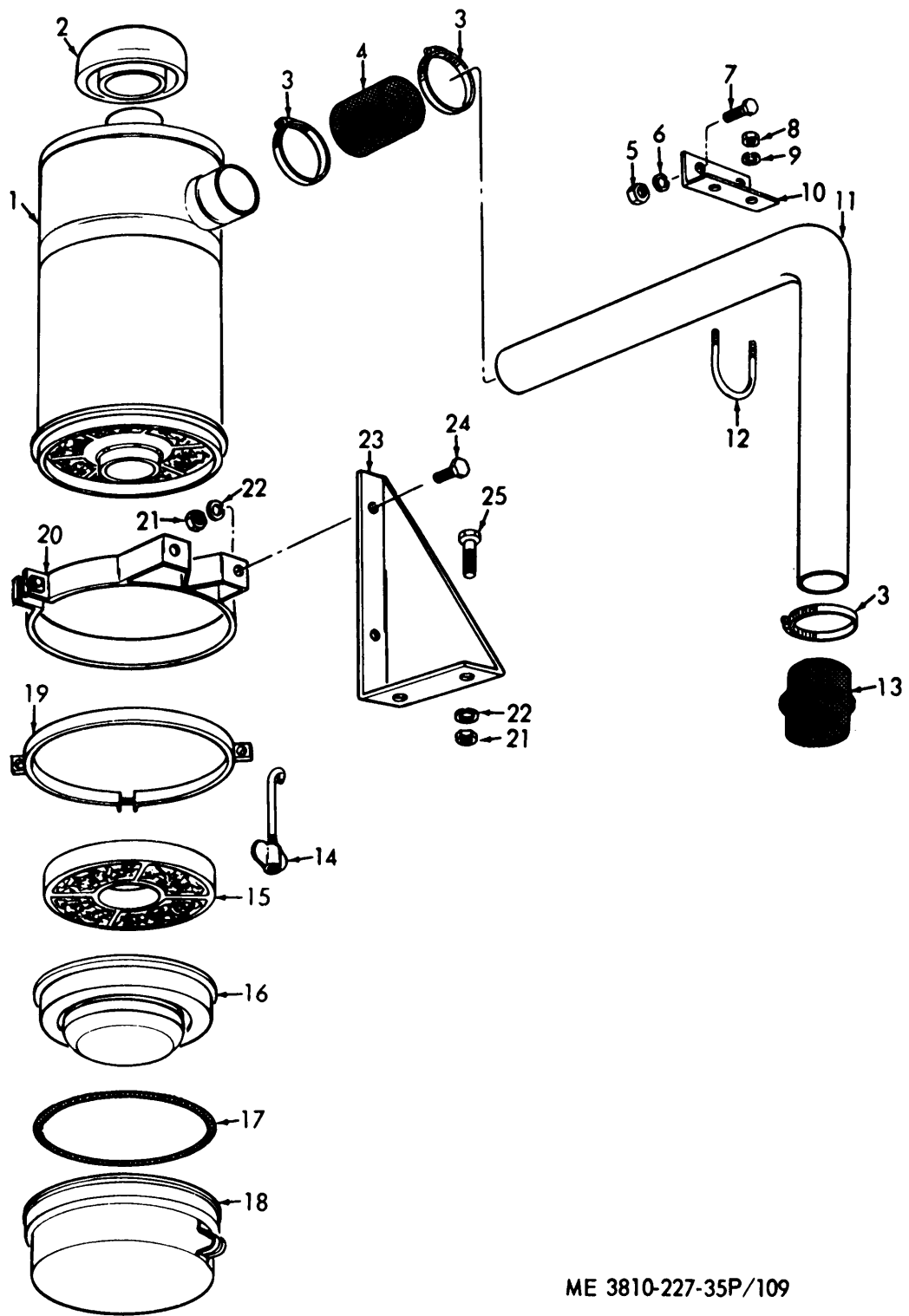
**ME 3810-227-35P/108**

*Figure 75. Carburetor, Flange and Mounting Hardware.*

INDEX TO PARTS, FIGURE 75

Reference Number	Functional Group	Item Name
1	0304	GASKET
2	0304	FLANGE
3	0304	BOLT
4	0304	WASHER
5	0304	NUT
6	0301	CARBURETOR AY
7	0301	INSULATOR
8	0301	WASHER
9	0301	NUT



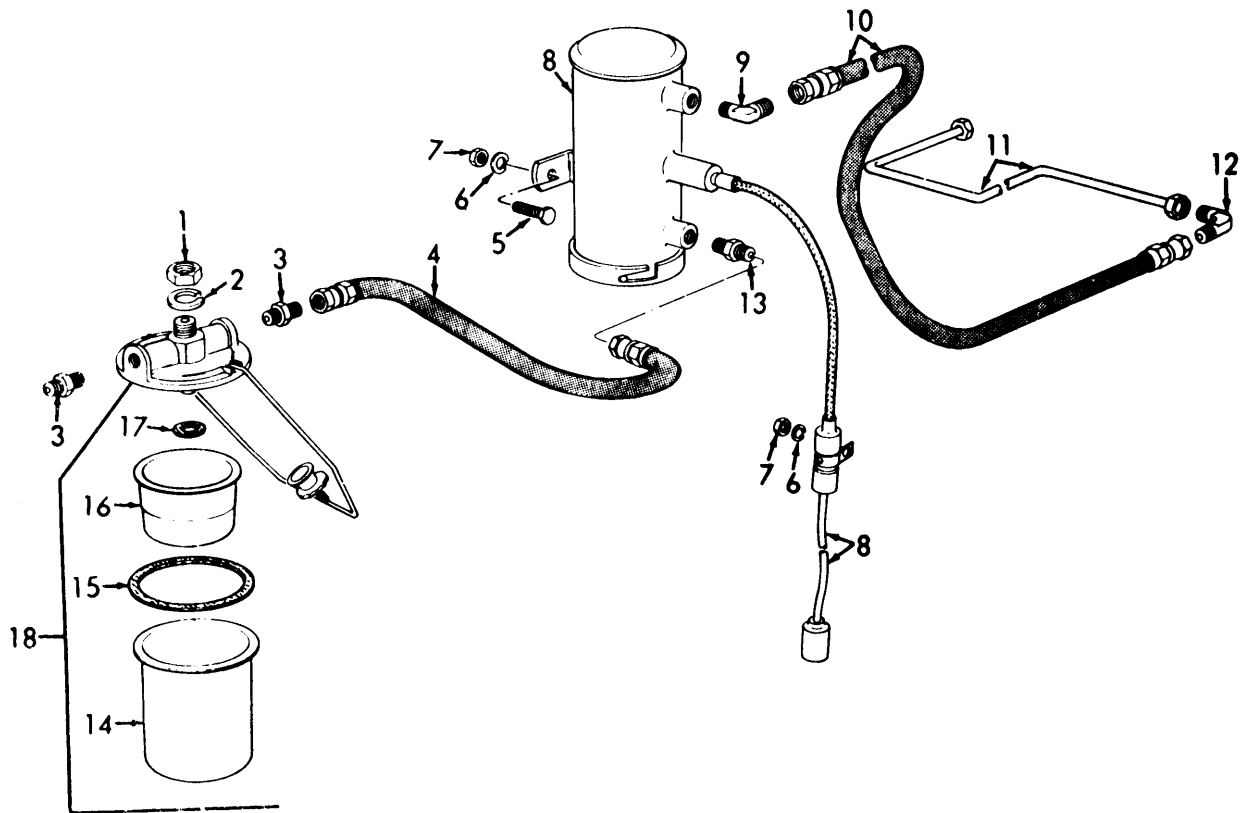


ME 3810-227-35P/109

Figure 76. Air Cleaner Hood, Pipe and Mounting Bracket.

INDEX TO PARTS, FIGURE 76

Reference Number	Functional Group	Item Name	Reference Number	Functional Group	Item Name
1	0304	BODY	14	0304	SLIDE ROD AY
2	0304	HOOD	15	0304	ELEMENT
3	0304	CLAMP	16	0304	CUP
4	0304	HOSE	17	0304	GASKET
5	0304	NUT	18	0304	CUP
6	0304	WASHER	19	0304	BAND
7	0304	SCREW	20	0304	BRACKET
8	0304	NUT	21	0304	NUT
9	0304	WASHER	22	0304	WASHER
10	0304	BRACKET	23	0304	BRACKET
11	0304	TUBING	24	0304	SCREW
12	0304	BOLT-U	25	0304	BOLT
13	0304	ADAPTER			

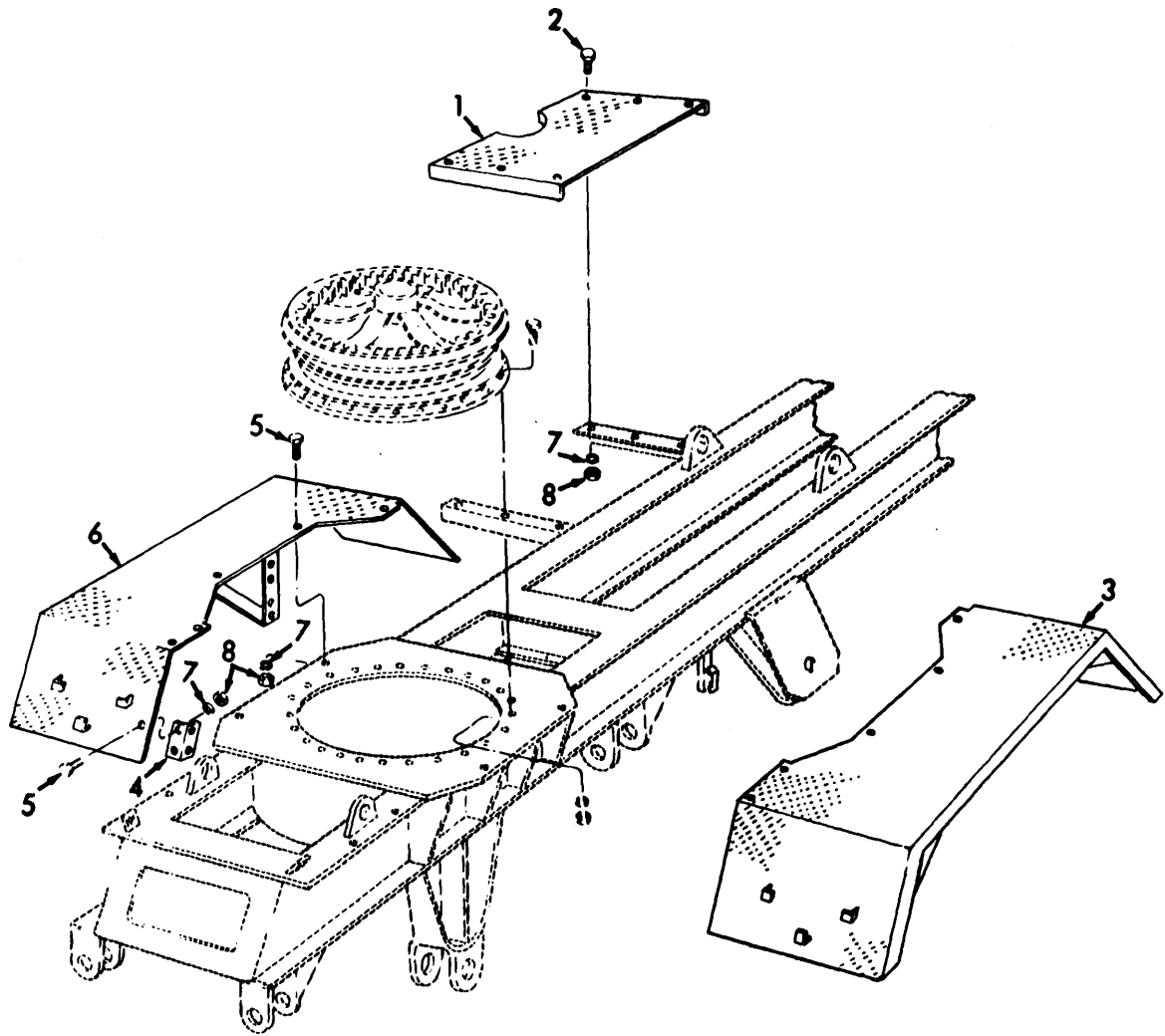


ME 3810-227-35P/110

Figure 77. Fuel Pump, Strainer, Lines and Fittings.

INDEX TO PARTS, FIGURE 77

Reference Number	Functional Group	Item Name	Reference Number	Functional Group	Item Name
1	0309	NUT	10	0306	HOSE AY
2	0309	WASHER	11	0306	HOSE AY
3	0306	ADAPTER	12	0306	ELBOW
4	0306	HOSE AY	13	0306	ADAPTER
5	0302	SCREW	14	0309	BOWL
6	0302	WASHER	15	0309	GASKET
7	0302	NUT	16	0309	FILTER ELEMENT
8	0302	PUMP	17	0309	GASKET
9	0306	ELBOW	18	0309	FILTER

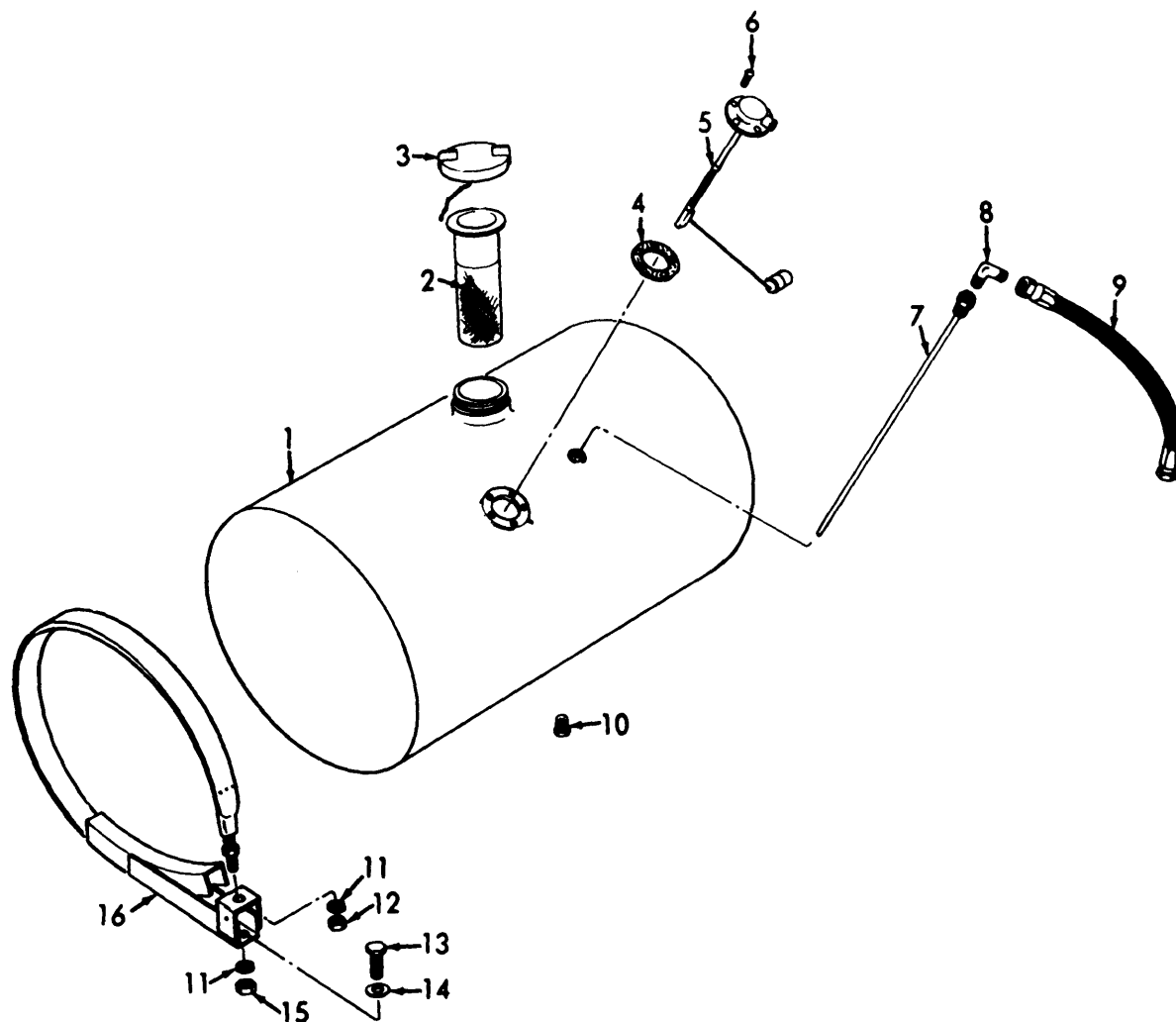


**ME 3810-227-20P/78**

*Figure 78. Rear Fenders and Fuel Tank Top Plate.*

INDEX TO PARTS, FIGURE 78

Reference Number	Functional Group	Item Name	Reference Number	Functional Group	Item Name
1	0306	PLATE	6	1801	FENDER
2	0306	SCREW	7	0306	WASHER
3	1801	FENDER	7	1801	WASHER
4	1801	SUPPORT	8	0306	NUT
5	1801	SCREW	8	1801	NUT

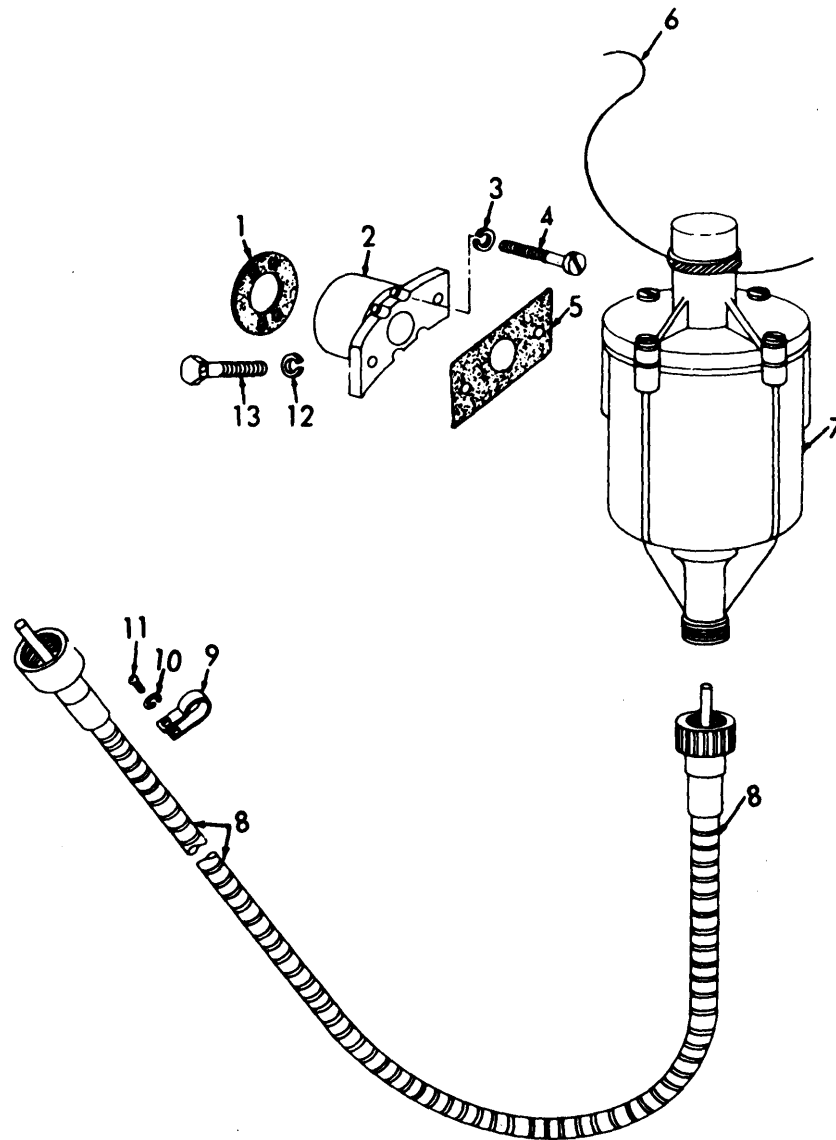


ME 3810-227-35P/112

Figure 79. Fuel Tank, Strainer, Cap and Mounting Hardware.

INDEX TO PARTS, FIGURE 79

Reference Number	Functional Group	Item Name	Reference Number	Functional Group	Item Name
1	0306	TANK	9	0306	LINE
2	0306	STRAINER	10	0306	PLUG
3	0306	CAP	11	0306	WASHER
4	0610	GASKET	12	0306	NUT
5	0610	SENDING UNIT	13	0306	SCREW
6	0610	SCREW	14	0306	WASHER
7	0306	TUBE	15	0306	NUT
8	0306	ELBOW	16	0306	BRACKET

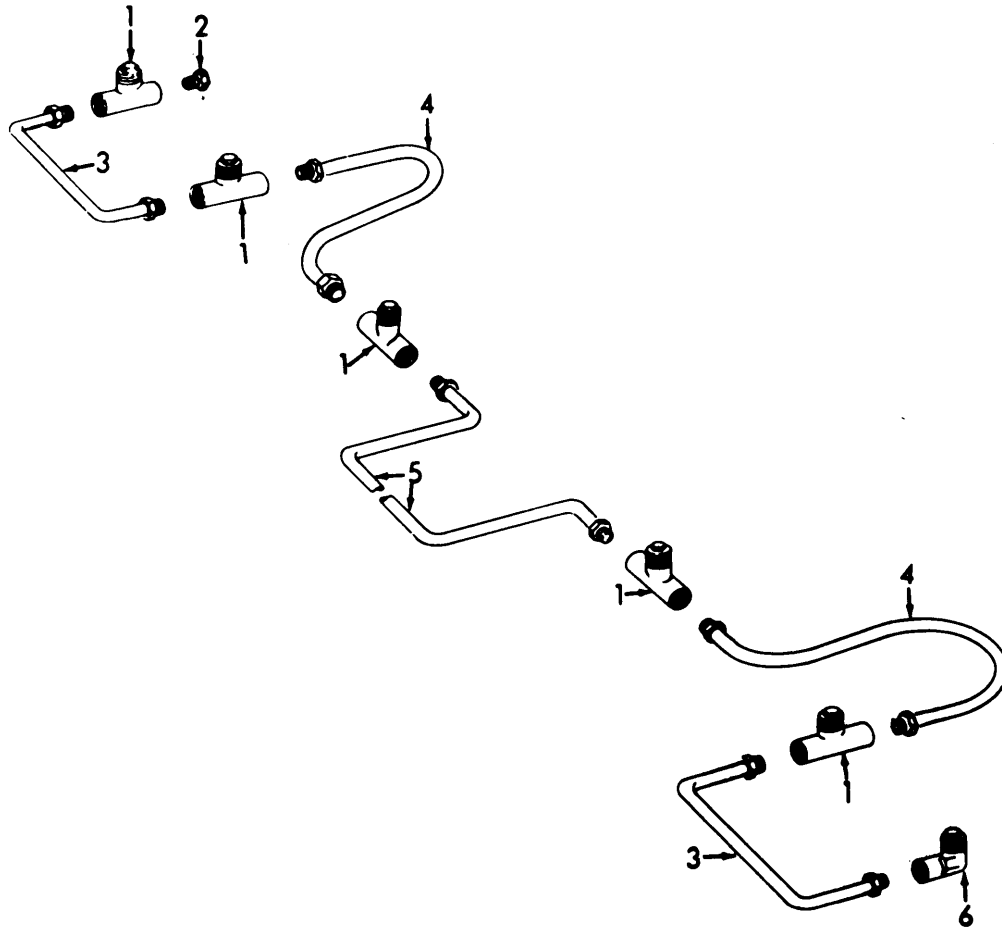


ME 3810-227-35P/113

Figure 80. Governor and Drive Cable.

INDEX TO PARTS, FIGURE 80

Reference Number	Functional Group	Item Name	Reference Number	Functional Group	Item Name
1	0308	GASKET	8	0308	CABLE AY
2	0308	BRACKET	9	0308	CLIP
3	0308	WASHER	10	0308	WASHER
4	0308	SCREW	11	0308	SCREW
5	0308	GASKET	12	0308	WASHER
6	0308	WIRE	13	0308	SCREW
7	0308	GOVERNOR AY			

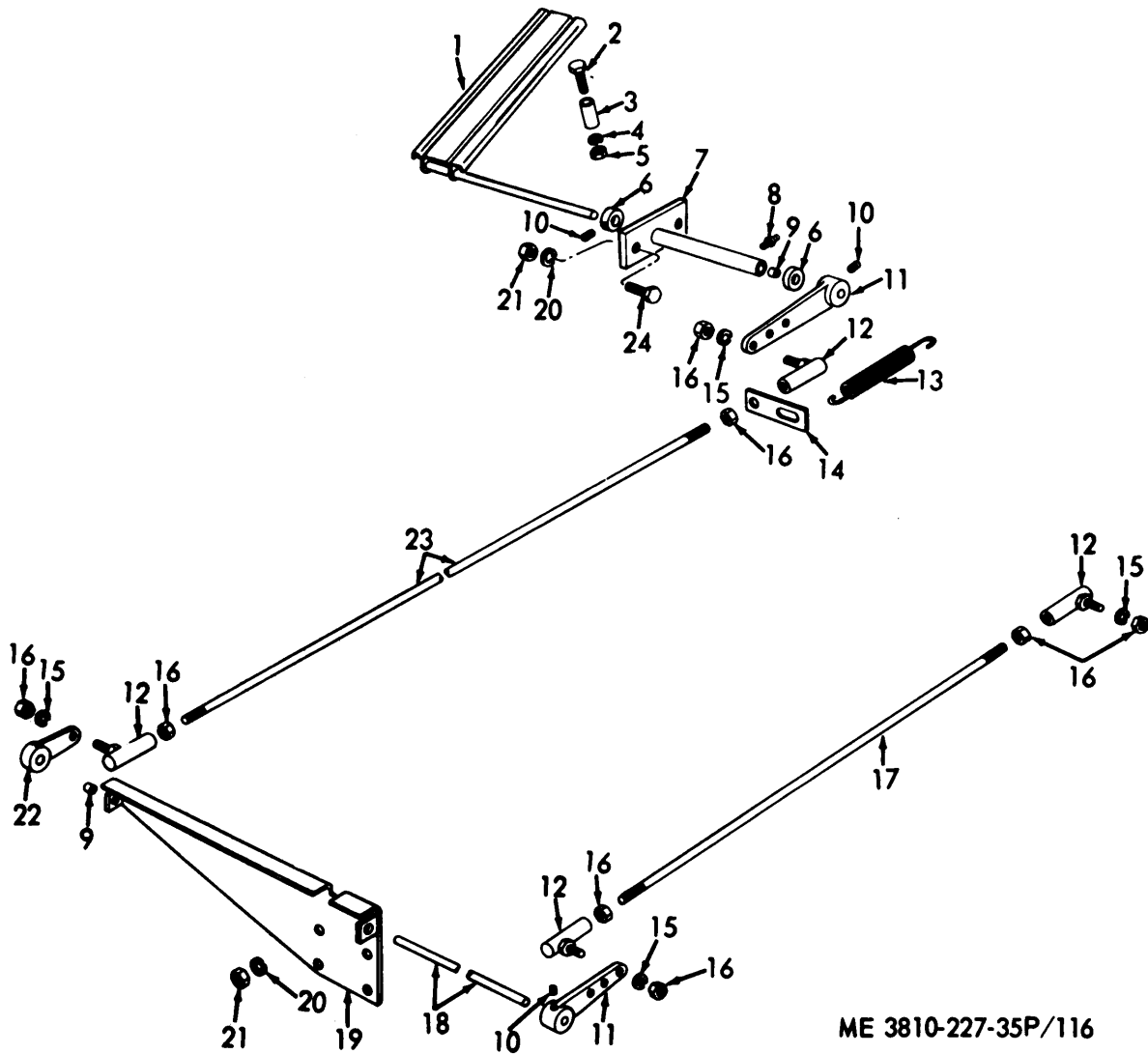


**ME 3810-227-35P/115**

*Figure 81. Engine Primer Lines and Fittings.*

INDEX TO PARTS, FIGURE 81

Reference Number	Functional Group	Item Name
1	0311	TEE AY
2	0311	PLUG
3	0311	TUBE
4	0311	TUBE
5	0311	TUBE
6	0311	ELBOW AY



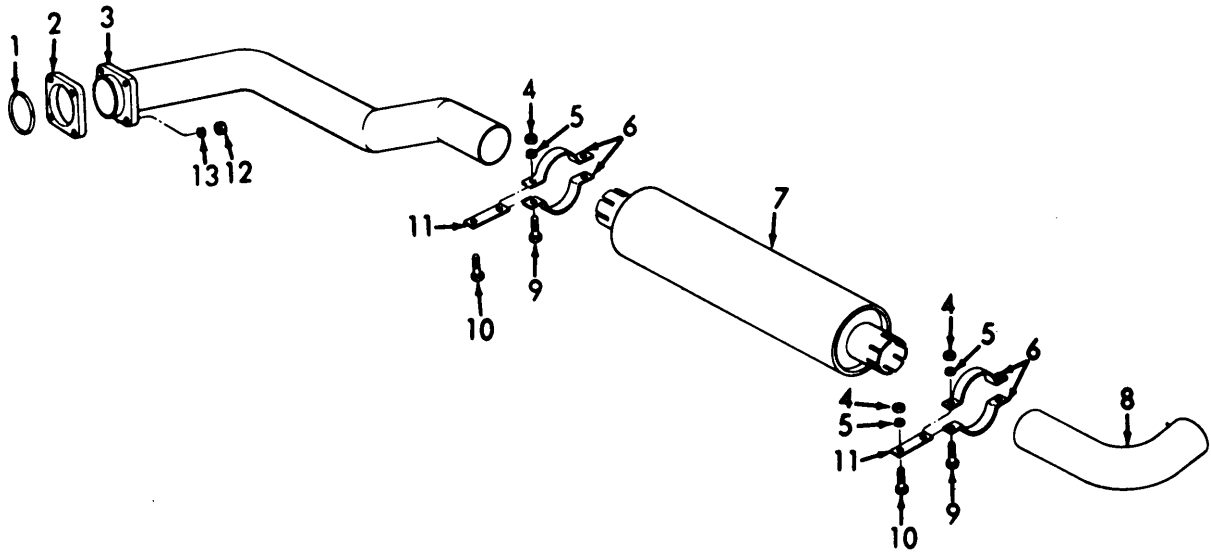
ME 3810-227-35P/116

Figure 82. Accelerator Pedal and Linkage.

INDEX TO PARTS, FIGURE 82

Reference Number	Functional Group	Item Name	Reference Number	Functional Group	Item Name
1	0312	PEDAL	13	0312	SPRING
2	0312	SCREW	14	0312	BRACKET
3	0312	STOP	15	0312	WASHER
4	0312	WASHER	16	0312	NUT
5	0312	NUT	17	0312	ROD
6	0312	COLLAR	18	0312	SHAFT
7	0312	BRACKET	19	0312	BRACKET
8	0312	FITTING	20	0312	WASHER
9	0312	BUSHING	21	0312	NUT
10	0312	SETSCREW	22	0312	LEVER
11	0312	LEVER	23	0312	ROD
12	0312	BALL JOINT	24	0312	SCREW



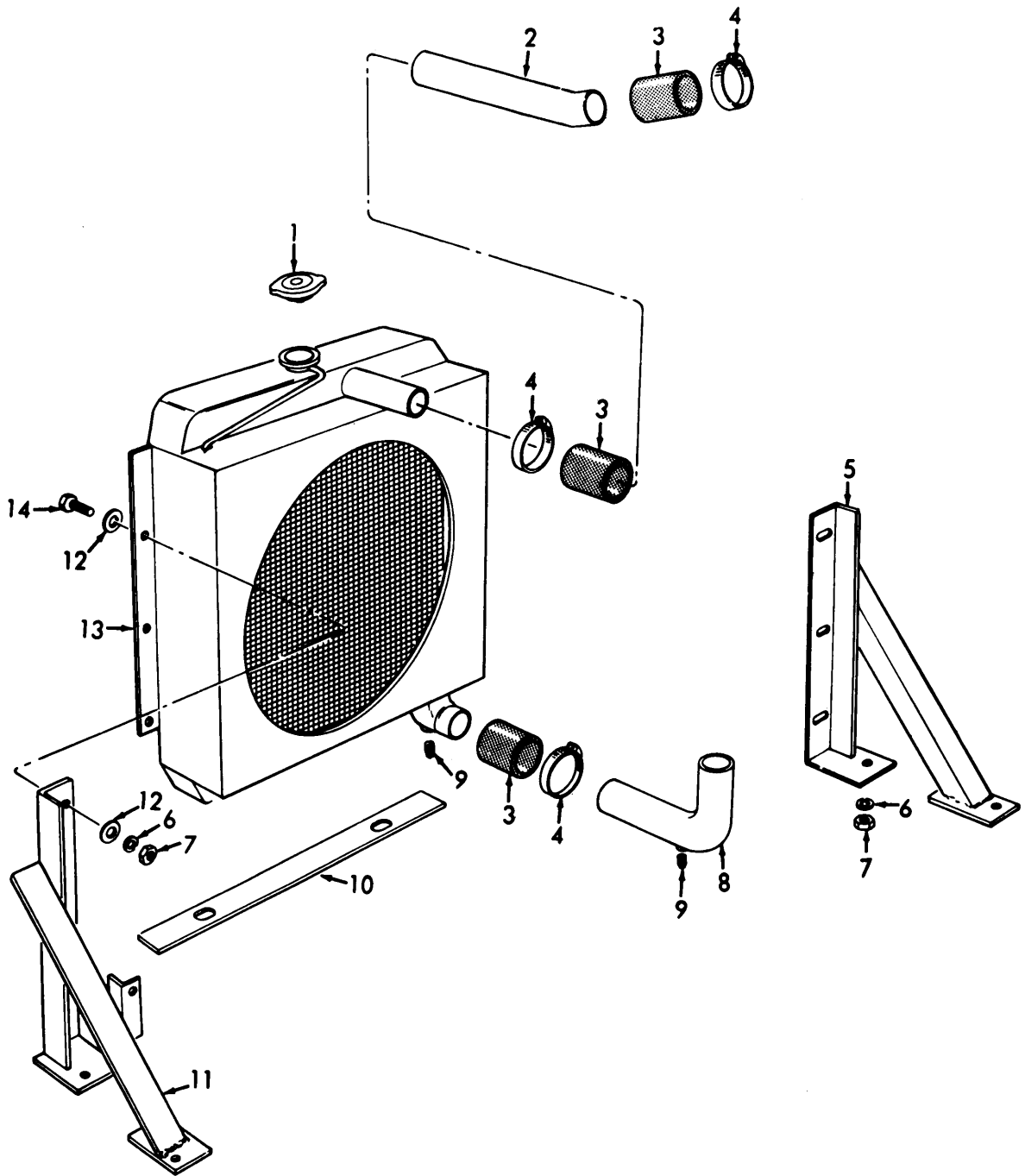


ME 3810-227-35P/117

Figure 83. Exhaust Pipe, Muffler and Mounting Hardware.

INDEX TO PARTS, FIGURE 83

Reference Number	Functional Group	Item Name
1	0108	GASKET
2	0108	FLANGE
3	0401	PIPE
4	0401	NUT
5	0401	WASHER
6	0401	CLAMP
7	0401	MUFFLER
8	0401	ELBOW
9	0401	SCREW
10	0401	SCREW
11	0401	BAR
12	0401	NUT
13	0401	WASHER

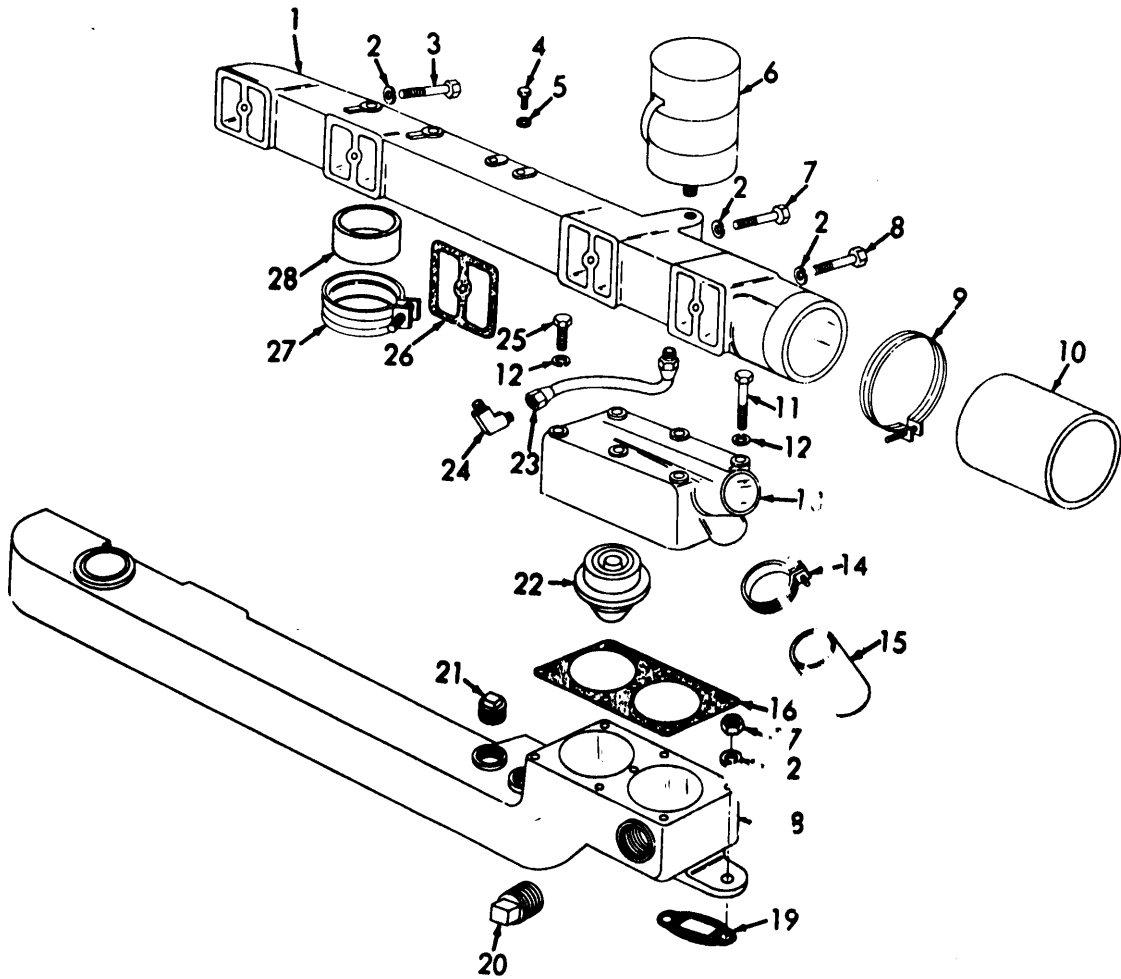


ME 3810-227-35P/118

Figure 84. Radiator and Mounting Brackets.

INDEX TO PARTS, FIGURE 84

Reference Number	Functional Group	Item Name	Reference Number	Functional Group	Item Name
1	0501	CAP	9	0501	PLUG
2	0503	TUBE	9	0503	PLUG
3	0503	HOSE	10	0501	SPACER
4	0503	CLAMP	11	0501	BRACKET
5	0501	BRACKET	12	0501	WASHER
6	0501	WASHER	13	0501	RADIATOR AY
7	0501	NUT	14	0501	BOLT
8	0503	PIPE			

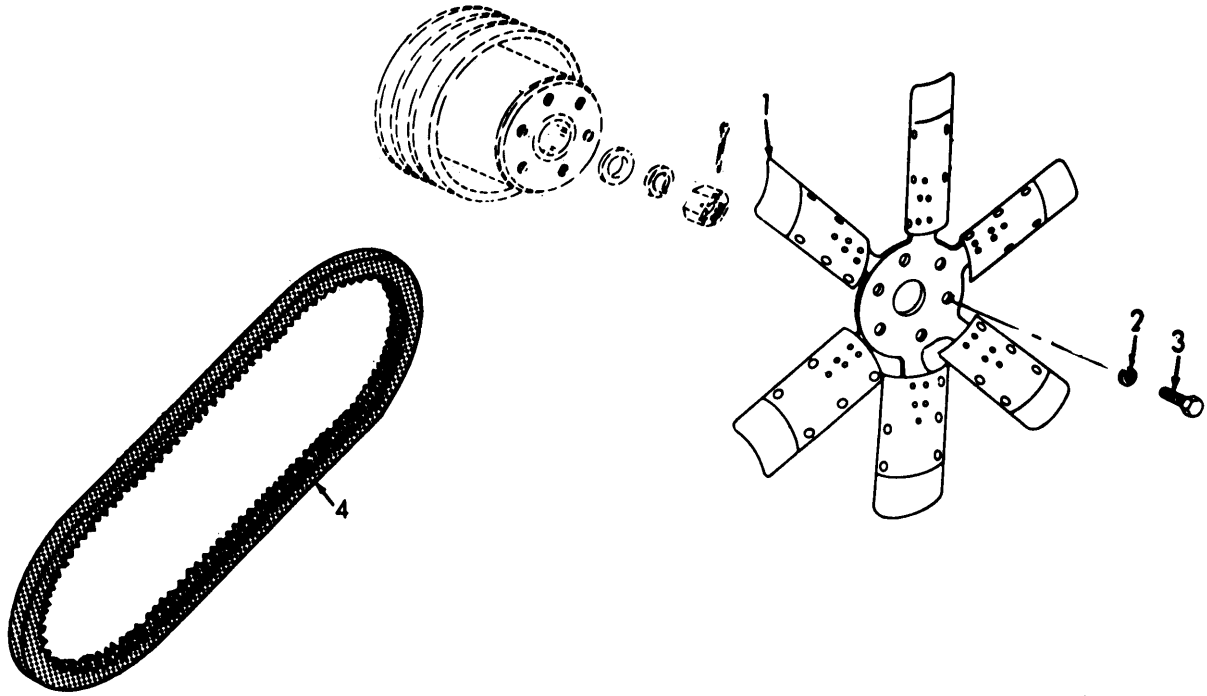


ME 3810-227-35P/119

Figure 85. Figure 85. Water Headers, Thermostat, Crankcase Breather and Mounting Hardware.

INDEX TO PARTS, FIGURE 85

Reference Number	Functional Group	Item Name	Reference Number	Functional Group	Item Name
1	0503	HEADER	15	0503	HOSE
2	0503	WASHER	16	0503	GASKET
3	0503	BOLT	17	0503	NUT
4	0503	BOLT	18	0503	MANIFOLD
5	0503	GASKET	19	0503	GASKET
6	0106	BREATHER	20	0503	PLUG
7	0503	SCREW	21	0503	PLUG
8	0503	SCREW	22	0503	THERMOSTAT
9	0503	CLAMP	23	0106	TUBE
10	0503	HOSE	24	0106	ELBOW
11	0503	SCREW	25	0503	SCREW
12	0503	WASHER	26	0503	GASKET
13	0503	COVER	27	0106	CLAMP
14	0503	CLAMP	28	.0106	PACKING

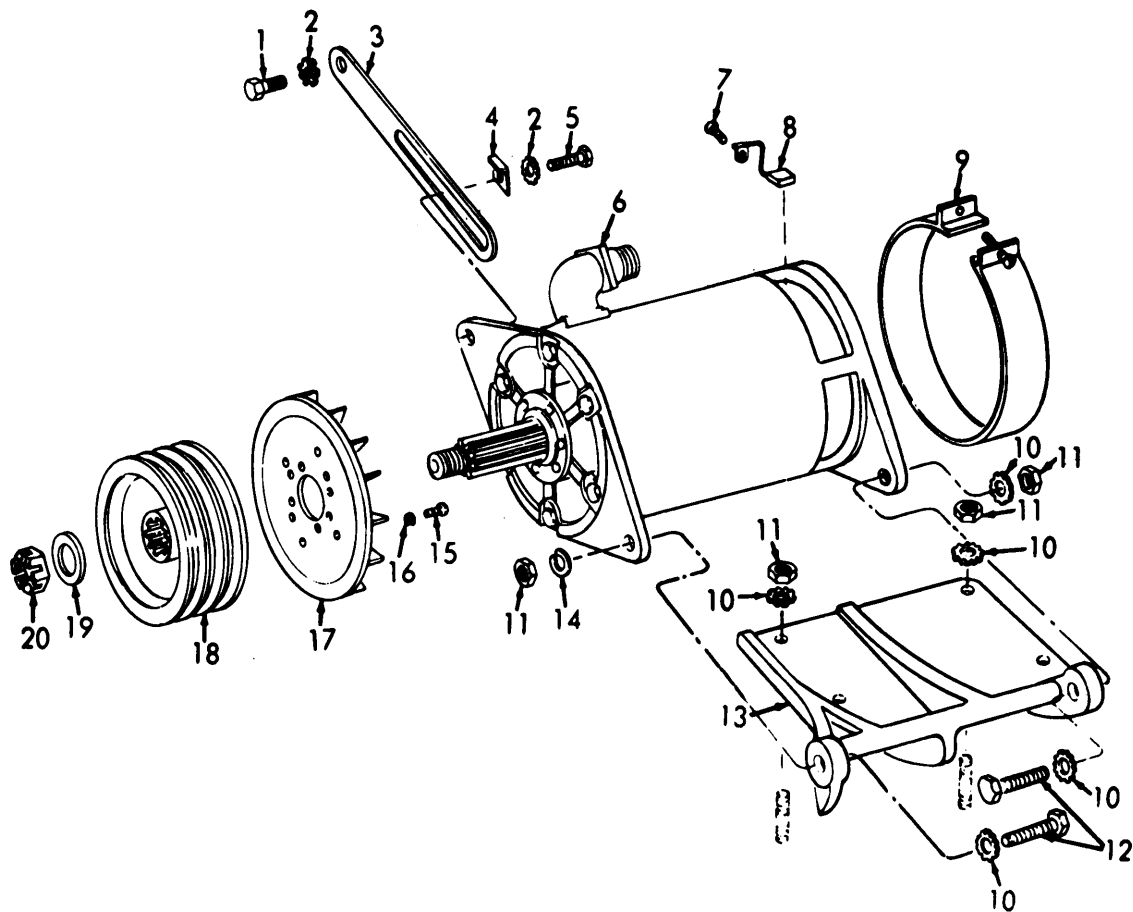


ME 3810-227-35P/121

Figure 86. Fan and Belt.

INDEX TO PARTS, FIGURE 86

Reference Number	Functional Group	Item Name
1	0505	FAN BLADES
2	0505	WASHER
3	0505	BOLT
4	0505	BELT SET

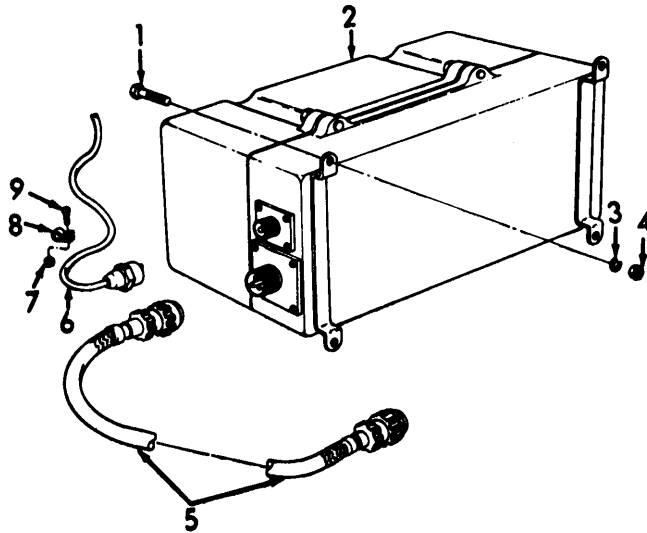


ME 3810-227-35P 122

Figure 87. Generator and Mounting Bracket.

INDEX TO PARTS, FIGURE 87

Reference Number	Functional Group	Item Name	Reference Number	Functional Group	Item Name
1	0601	SCREW	11	0601	NUT
2	0601	WASHER	12	0601	SCREW
3	0601	STRAP	13	0601	BRACKET
4	0601	SEAT	14	0601	WASHER
5	0601	SCREW	15	0601	SCREW
6	0601	GENERATOR	16	0601	WASHER
7	0601	SCREW ASMBLD-	17	0601	FAN-BAFFLE
		WASHER	18	0601	PULLEY
8	0601	BRUSH	19	0601	WASHER
9	0601	COVER	20	0601	NUT
10	0601	WASHER			

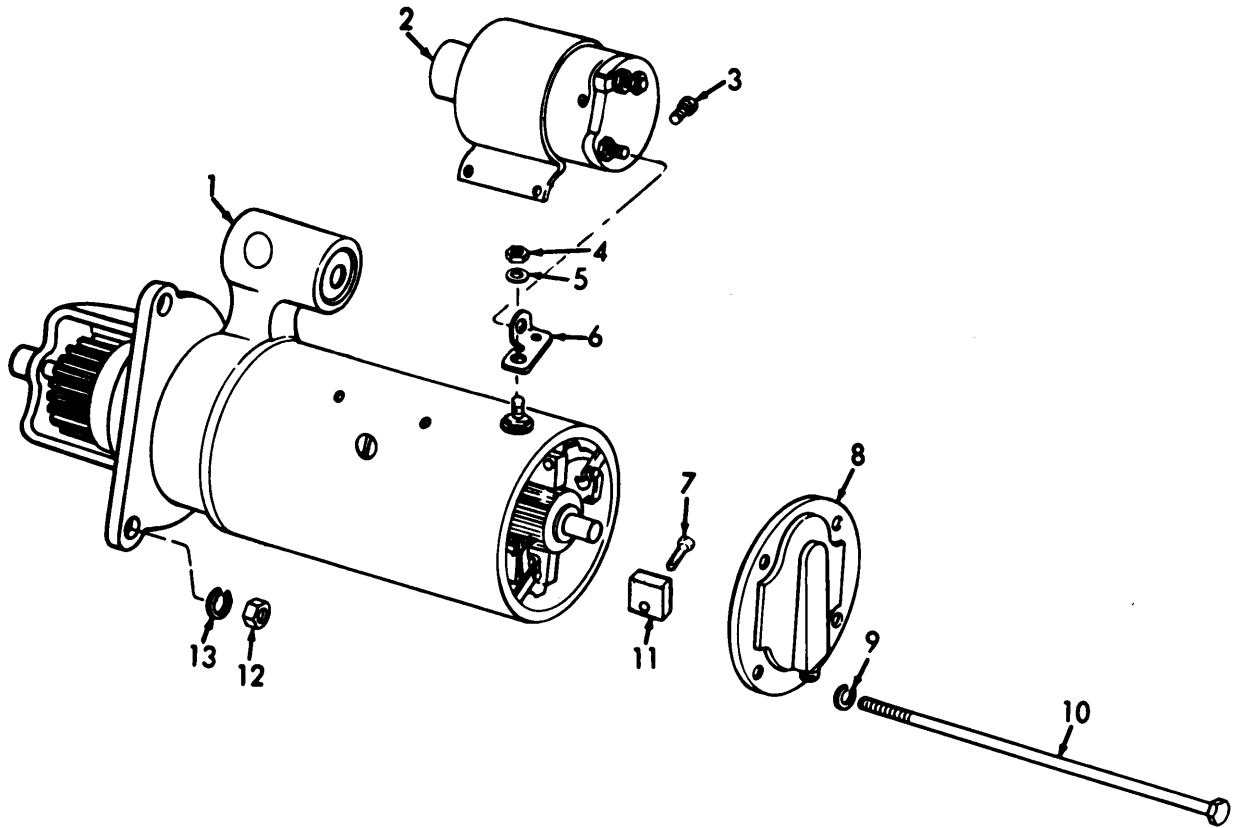


**ME 3810-227-35P/124**

*Figure 88. Generator Regulator and Cables.*

INDEX TO PARTS, FIGURE 88

Reference Number	Functional Group	Item Name
1	0602	SCREW
2	0602	REGULATOR AY
3	0602	WASHER
4	0602	NUT
5	0602	LEAD
6	0602	WIRE AY
7	0602	NUT
8	0602	CLIP
9	0602	SCREW



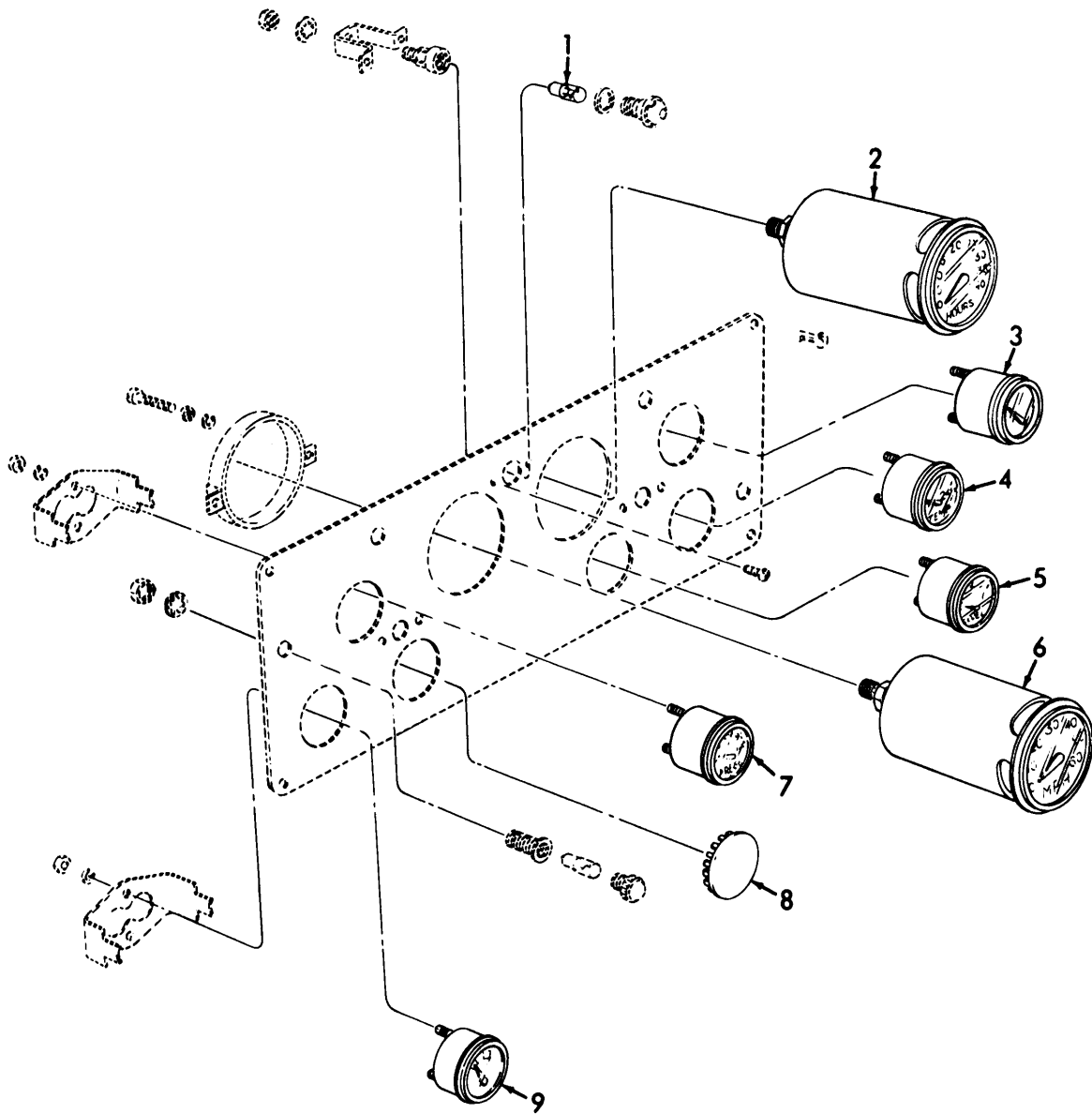
ME 3810-227-35P/125

Figure 89. Starter, Relay and Mounting Hardware.

INDEX TO PARTS, FIGURE 89

Reference Number	Functional Group	Item Name	Reference Number	Functional Group	Item Name
1	0603	MOTOR	8	0603	END BELL
2	0603	RELAY	9	0603	WASHER
3	0603	BOLT	10	0603	BOLT
4	0603	NUT	11	0603	BRUSH
5	0603	WASHER	12	0603	NUT
6	0603	CONNECTOR	13	0603	WASHER
7	0603	SCREW			



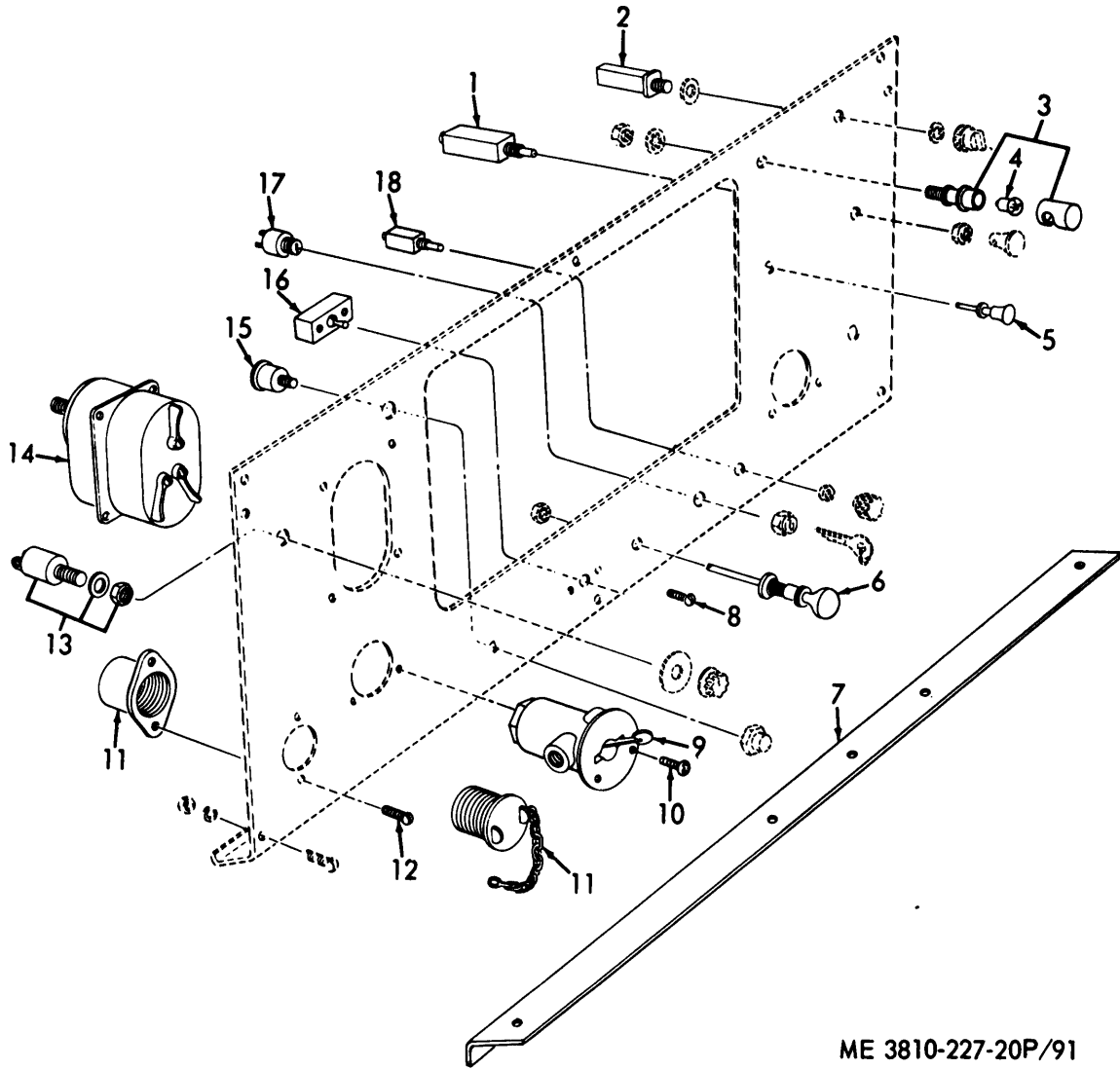


ME 3810-227-20P/90

Figure 90. Tachometer, Speedometer and Gages.

INDEX TO PARTS, FIGURE 90

Reference Number	Functional Group	Item Name	Reference Number	Functional Group	Item Name
1	0607	LAMP	6	4701	SPEEDOMETER
2	4701	TACHOMETER	7	0607	INDICATOR
3	0607	INDICATOR	8	0607	PLUG
4	0607	INDICATOR	9	0607	METER
5	0607	INDICATOR			



ME 3810-227-20P/91

Figure 91. Circuit Breakers, Lights, Switches and Components.

INDEX TO PARTS, FIGURE 91

Reference Number	-Functional Group	Item Name	Reference Number	Functional Group	Item Name
1	0607	CONTROL AY	10	1208	SCREW
2	0608	SWITCH	11	0607	UTILITY OUTLET AY
3	0607	LIGHT AY	12	0607	SCREW
4	0607	BULB	13	0607	RHEOSTAT
5	0312	CONTROL	14	0607	SWITCH
6	0312	CONTROL	15	0607	SWITCH
7	1801	SUPPORT	16	0607	SWITCH
8	0607	SCREW	17	0607	SWITCH
9	1208	VALVE	18	2202	VALVE

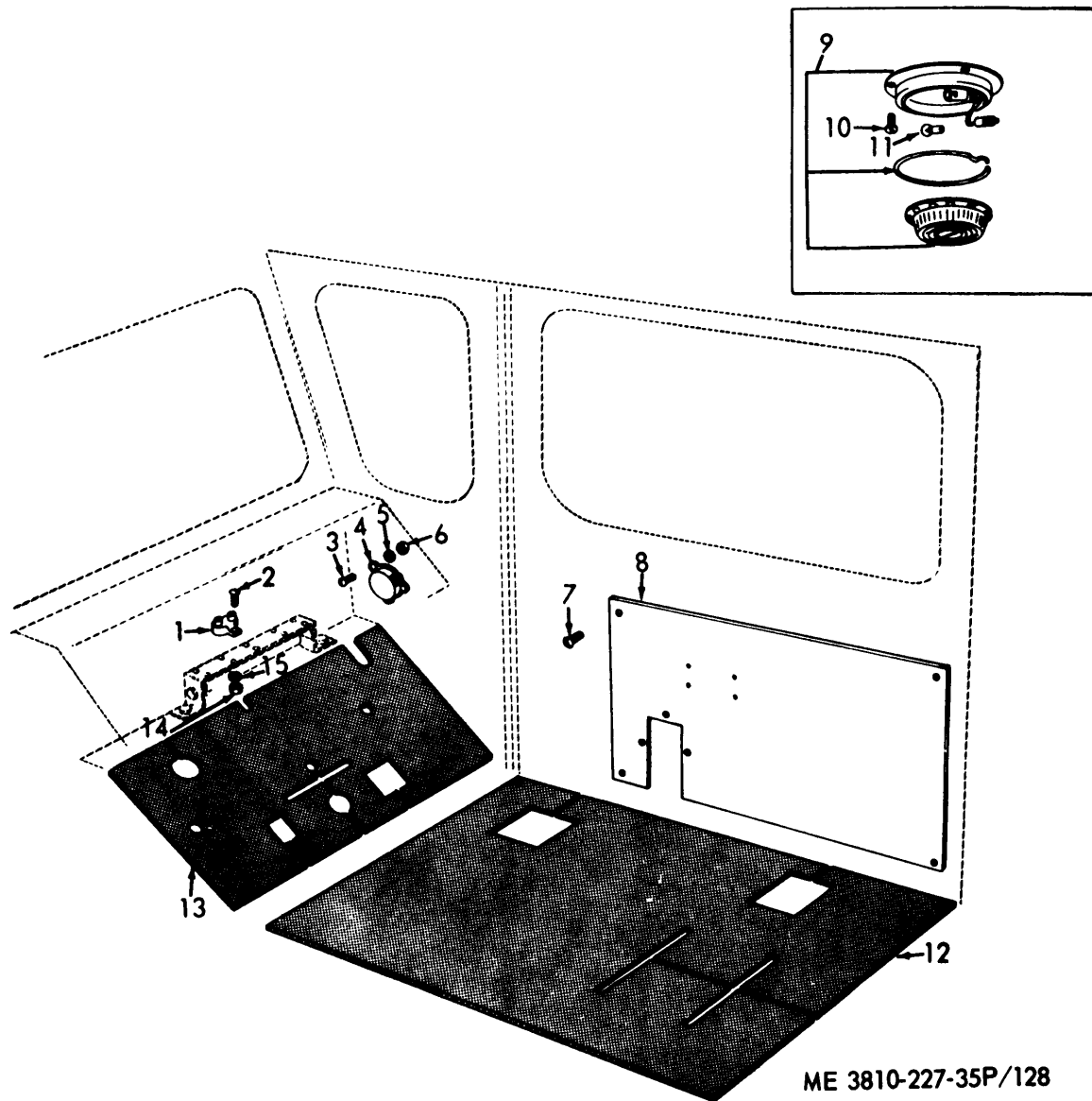
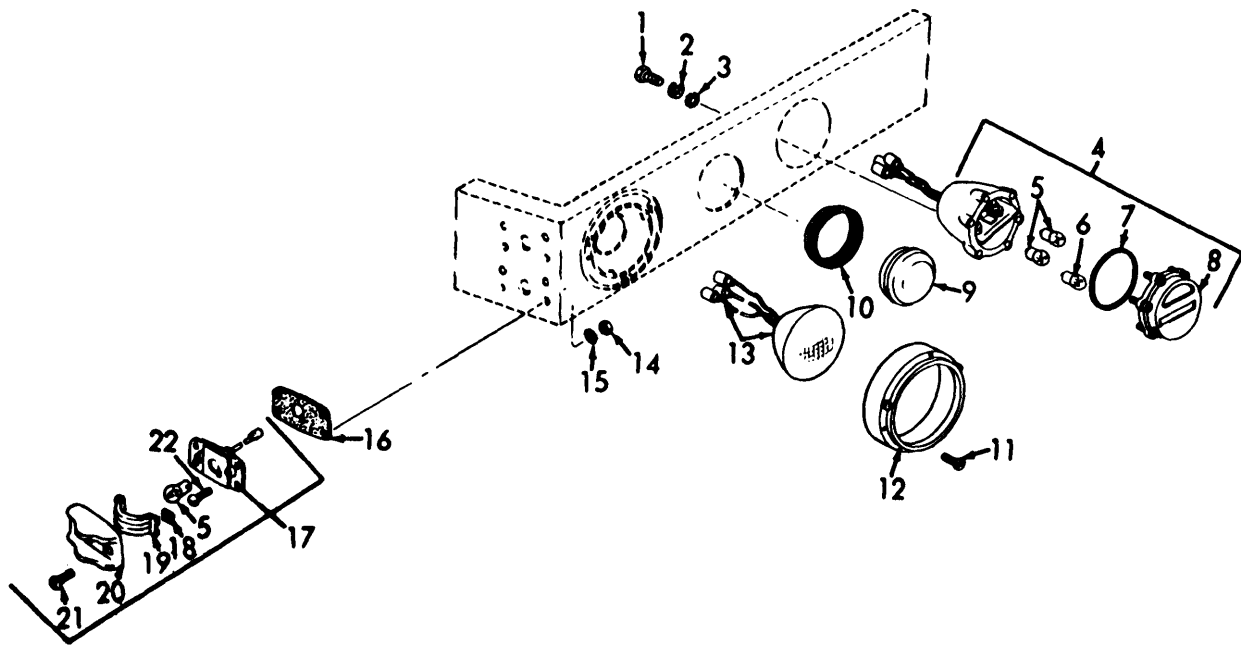


Figure 92. Low Air Buzzer, Circuit Breaker, Dome Light and Floor Mat.

INDEX TO PARTS, FIGURE 92

Reference Number	Functional Group	Item Name	Reference Number	Functional Group	Item Name
1	0607	CIRCUIT BREAKER	9	0609	LIGHT
2	0607	SCREW	10	0609	SCREW
3	0608	SCREW	11	0609	LAMP
4	0608	BUZZER	12	1806	MAT
5	0608	WASHER	13	1806	MAT
6	0608	NUT	1.4	0607	WASHER
7	1801	SCREW	15	0607	NUT
8	1801	PANEL			

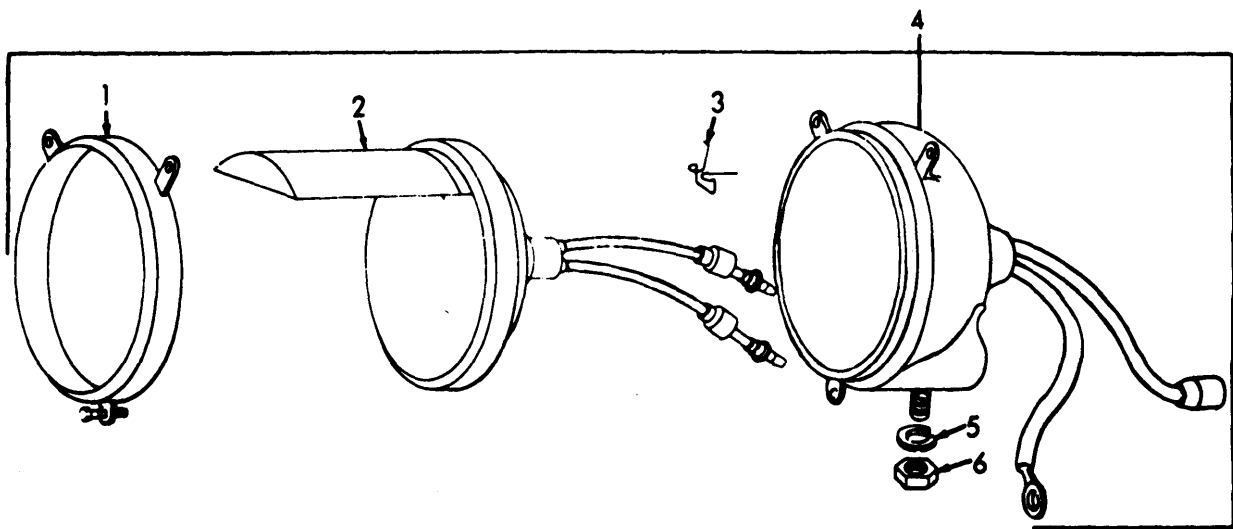


ME 3810-227-35P/129

Figure 93. Headlight, Turn, Clearance and Marker Lights.

INDEX TO PARTS, FIGURE 93

Reference Number	Functional Group	Item Name	Reference Number	Functional Group	Item Name
1	0609	SCREW	12	0609	RING
2	0609	WASHER	13	0609	LAMP
3	0609	WASHER	14	0609	NUT
4	0609	LIGHT	15	0609	WASHER
5	0609	LAMP	16	0609	GASKET
6	0609	LAMP	17	0609	PLATE
7	0609	GASKET	18	0609	NUT
8	0609	DOOR AY	19	0609	LENS
9	0609	LAMP	20	0609	DOOR
10	0609	GROMMET	21	0609	SCREW
11	0609	SCREW	22	0609	SCREW

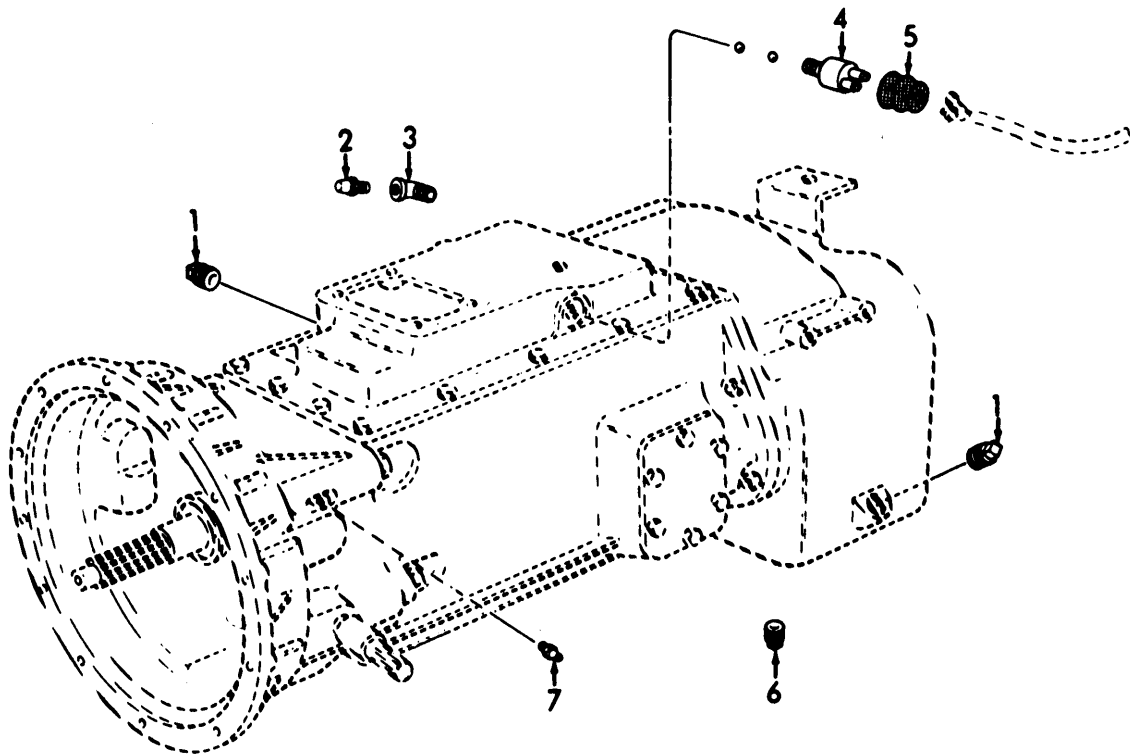


ME 3810-227-35P/130

Figure 94. Light, Blackout.

INDEX TO PARTS, FIGURE 94

Reference Number	Functional Group	Item Name
1	0609	DOOR AY
*2	0609	LAMP
3	0609	SPRING
4	0609	BODY
5	0609	WASHER
6,	0609	NUT

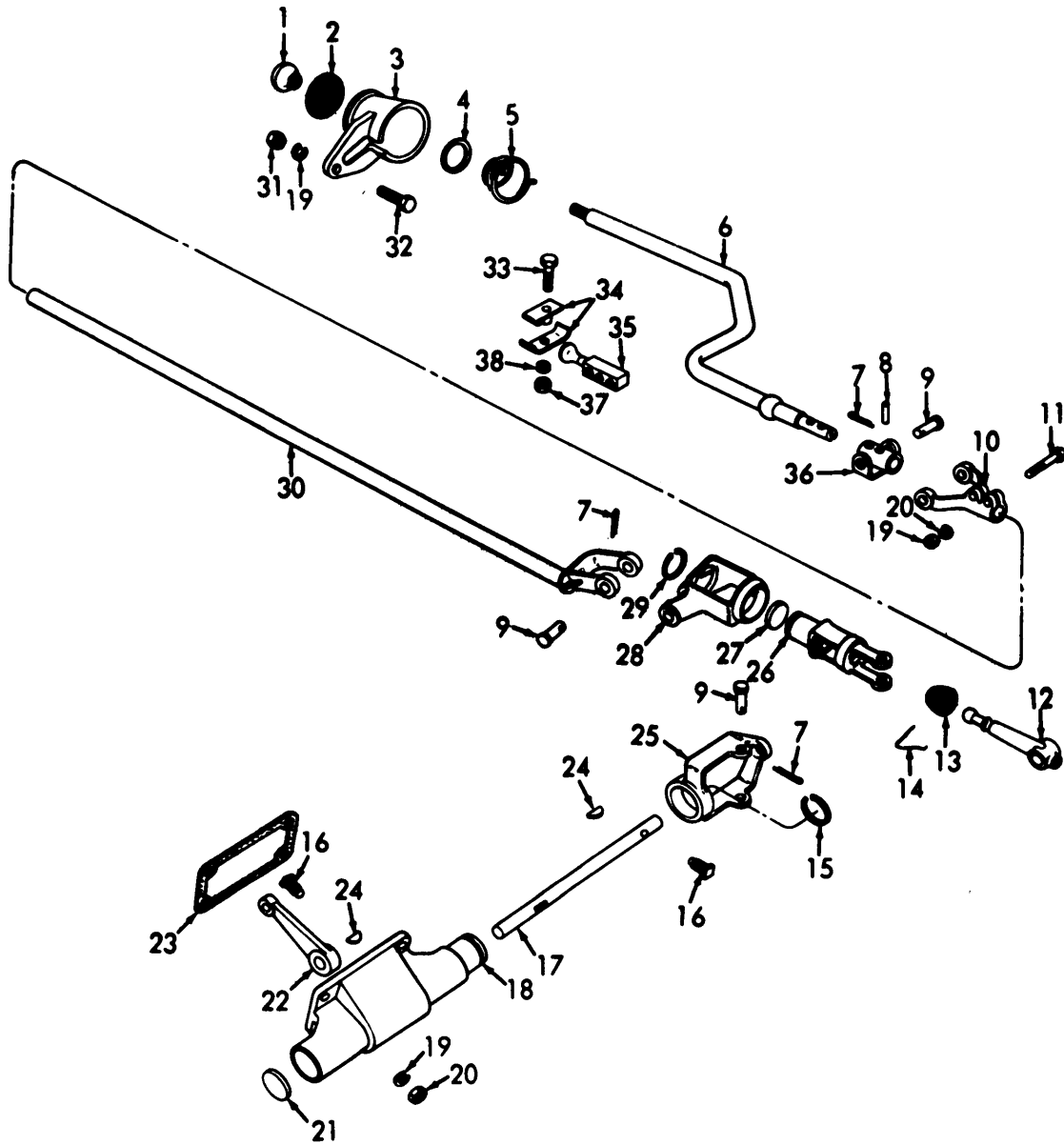


ME 3810-227-35P/131

Figure 95. Transmission Switch, Breather and Plugs.

INDEX TO PARTS, FIGURE 95

Reference Number	Functional Group	Item Name
1	0700	PLUG
2	0700	BREATHER
3	0700	ELBOW
4	0608	SWITCH
5	0608	BOOT
6	0700	PLUG
7	0200	FITTING



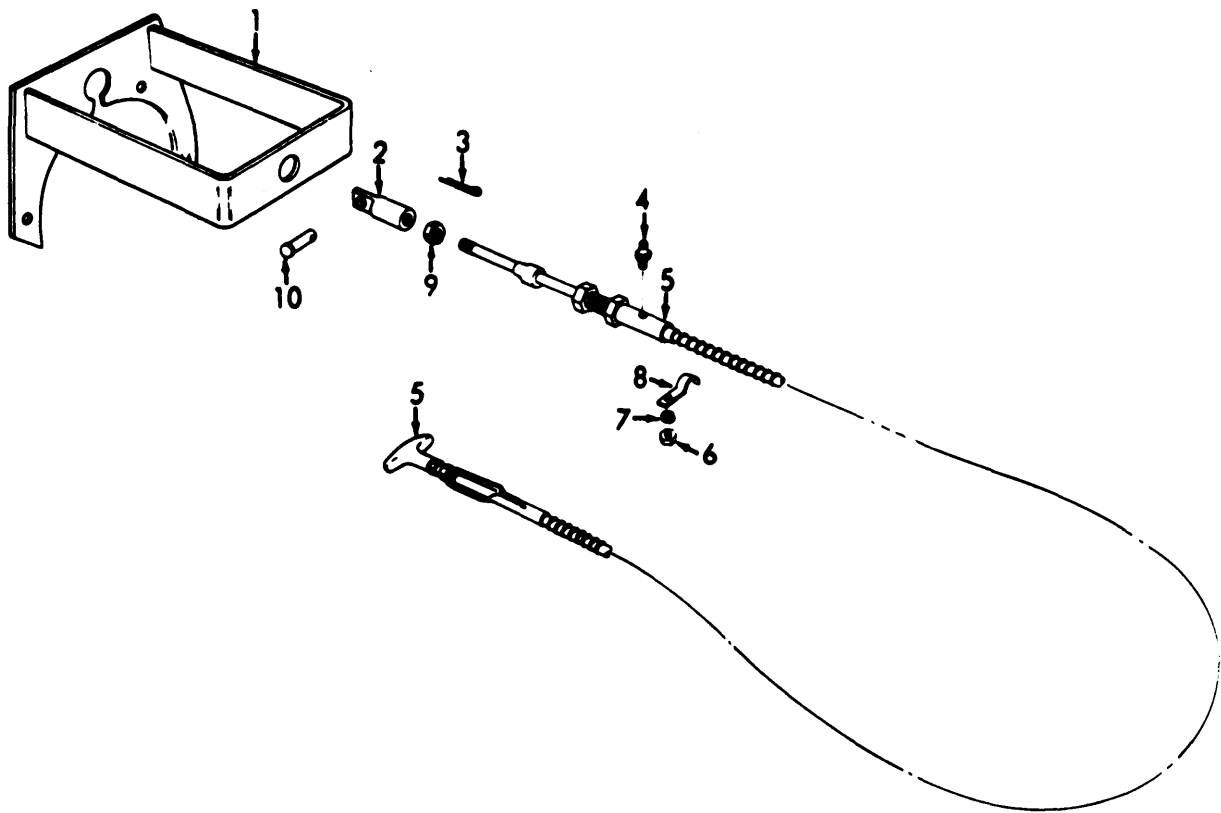
ME 3810-227-35P/136

Figure 96. Transmission Shift Controls.

INDEX TO PARTS, FIGURE 96

Reference Number	Functional Group	Item Name	Reference Number	Functional Group	Item Name
1	0704	KNOB	20	0704	NUT
2	0704	BOOT	21	0704	PLUG
3	0704	BRACKET	22	0704	FINGER
4	0704	WASHER	23	0704	GASKET
5	0704	SPRING	24	0704	KEY
6	0704	LEVER	25	0704	BRACKET
7	0704	PIN	26	0704	LEVER
8	0704	PIN	27	0704	PLUG
9	0704	PIN	28	0704	BRACKET
10	0704	YOKE	29	0704	RING
11	0704	BOLT	30	0704	YOKE
12	0704	FINGER	31	0704	NUT
13	0704	BOOT	32	0704	SCREW
14	0704	LOCKWIRE	33	0608	SCREW
15	0704	RING	34	0608	CLAMP
16	0704	SCREW	35	0608	SWITCH
17	0704	SHAFT	36	0704	LEVER
18	0704	COVER	37	0608	NUT
19	0704	WASHER	38	0608	WASHER



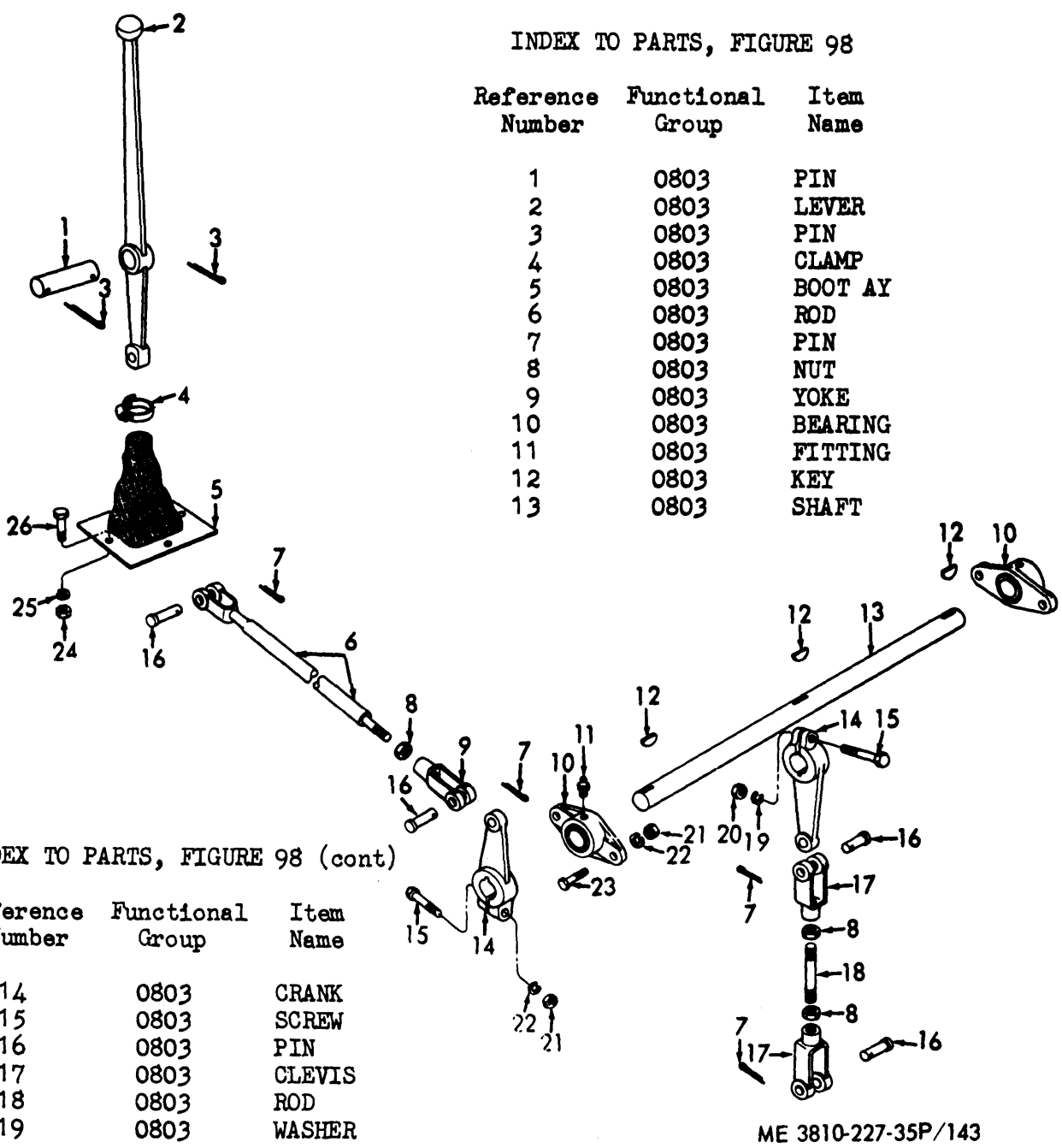


**ME 3810-227-35P/142**

*Figure 97. Transfer Case Control Cable and Mounting Hardware.*

INDEX TO PARTS, FIGURE 97

Reference Number	Functional Group	Item Name	Reference Number	Functional Group	Item Name
1	0803	BRACKET	6	0803	NUT
2	0803	EYE	7	0803	WASHER
3	0803	PIN	8	0803	CLIP
4	0803	FITTING	9	0803	NUT
5	0803	CLUTCH AY	10	0803	PIN



INDEX TO PARTS, FIGURE 98

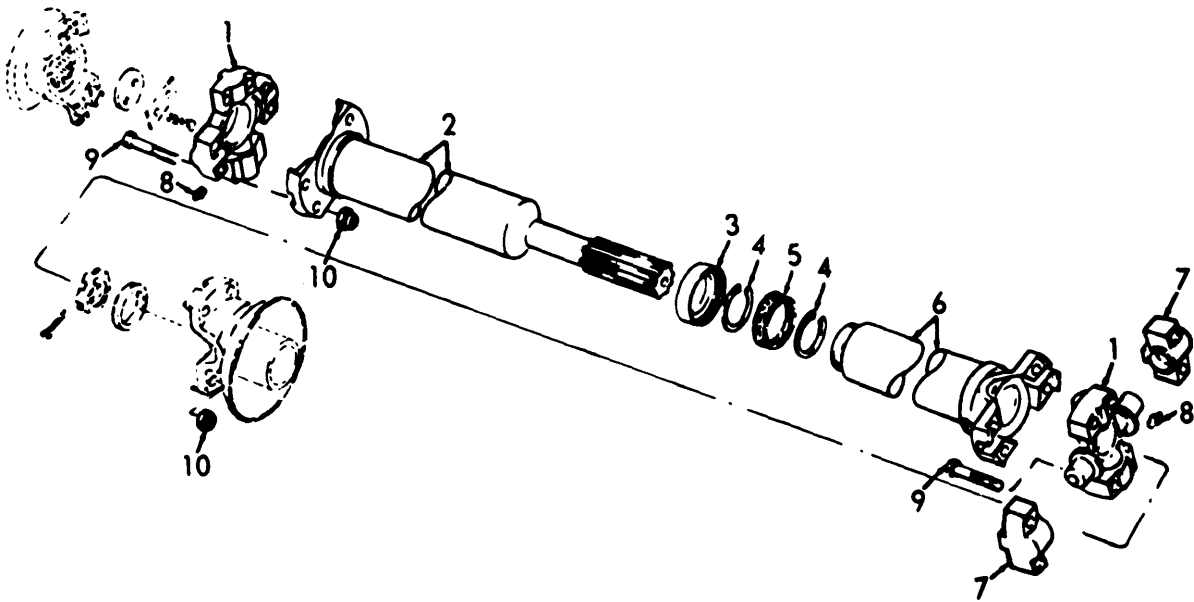
Reference Number	Functional Group	Item Name
1	0803	PIN
2	0803	LEVER
3	0803	PIN
4	0803	CLAMP
5	0803	BOOT AY
6	0803	ROD
7	0803	PIN
8	0803	NUT
9	0803	YOKE
10	0803	BEARING
11	0803	FITTING
12	0803	KEY
13	0803	SHAFT

INDEX TO PARTS, FIGURE 98 (cont)

Reference Number	Functional Group	Item Name
14	0803	CRANK
15	0803	SCREW
16	0803	PIN
17	0803	CLEVIS
18	0803	ROD
19	0803	WASHER
20	0803	NUT
21	0803	NUT
22	0803	WASHER
23	0803	SCREW
24	0803	NUT
25	0803	WASHER
26	0803	SCREW

ME 3810-227-35P/143

Figure 98. Transfer Case Lever and Linkage.

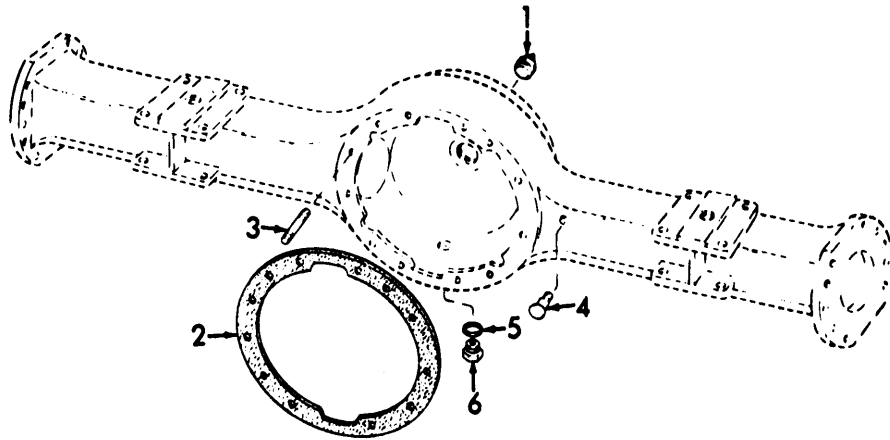


ME 3810-227-35P/144

Figure 99. Propeller Shafts.

INDEX TO PARTS, FIGURE 99

Reference Number	Functional Group	Item Name
1	0900	SPIDER
2	0900	YOKE AY
3	0900	SHIELD
4	0900	WASHER
5	0900	WASHER
6	0900	YOKE
7	0900	CUP AY
8	0900	FITTING
9	0900	SCREW
10	0900	NUT

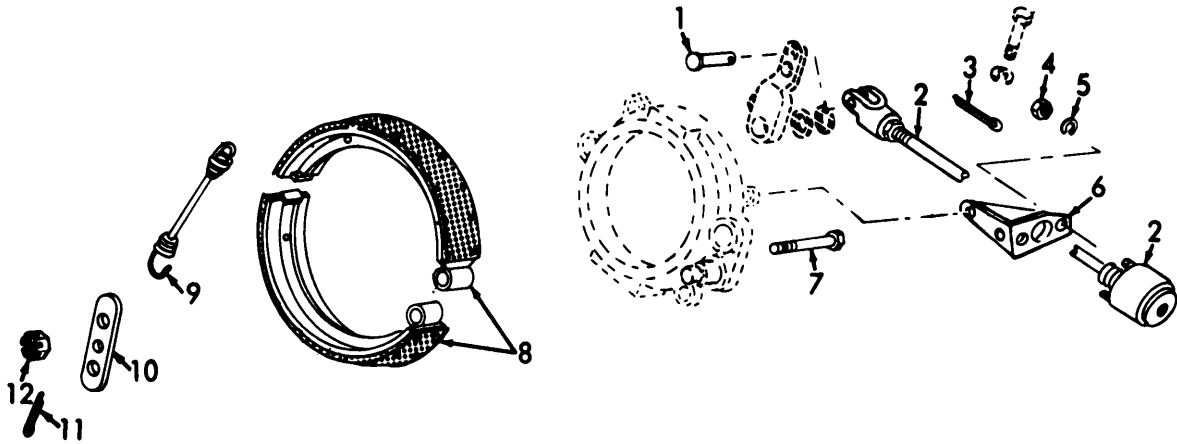


**ME 3810-227-20P/100**

*Figure 100. Front Axle Housing and Spur Gear.*

**INDEX TO PARTS, FIGURE 100**

Reference Number	Functional Group	Item Name
1	1000	PLUG
2	1000	GASKET
3	1000	STUD
4	1000	CAP
5	1000	GASKET
6	1000	PLUG

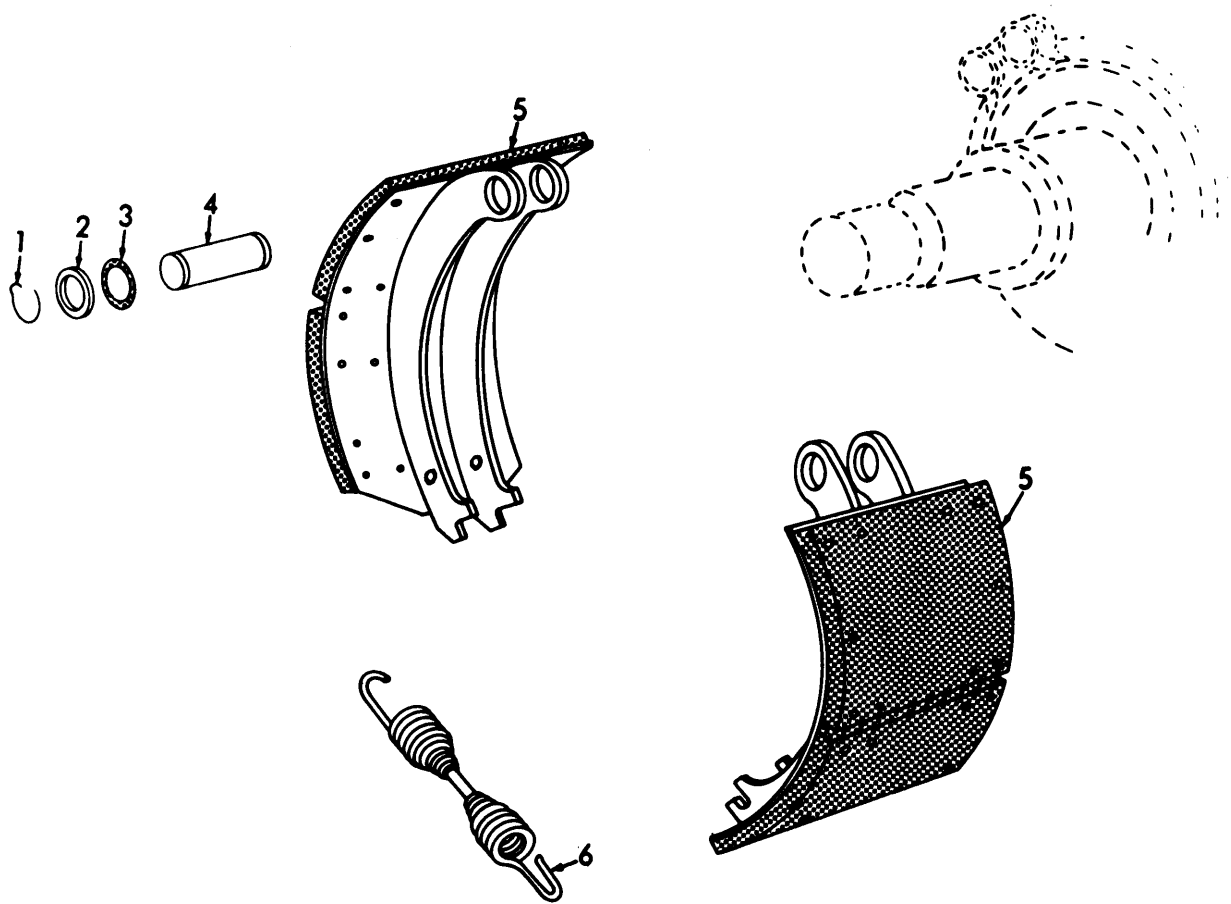


ME 3810-227-20P/101

Figure 101. Front Brake Shoe and Mounting Hardware.

INDEX TO PARTS, FIGURE 101

Reference Number	Functional Group	Item Name
1	1208	PIN
2	1208	CHAMBER
3	1208	PIN
4	1208	NUT
5	1208	WASHER
6	1202	BRACKET
7	1202	BOLT
8	1202	SHOE AY
9	1202	SPRING
10	1202	LINK
11	1202	PIN
12	1202	NUT

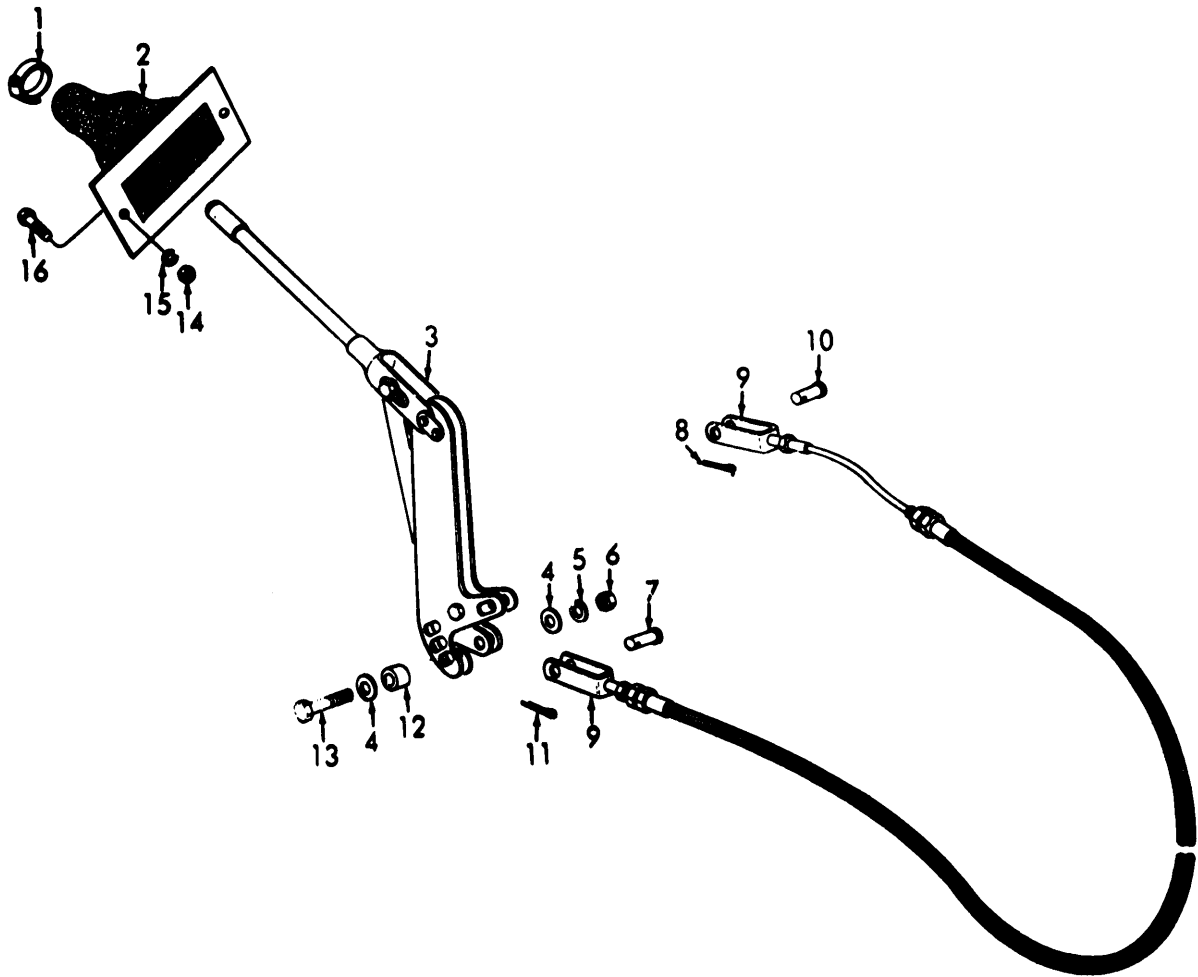


ME 3810-227-20P/102

Figure 102. Rear Wheel Brakes.

INDEX TO PARTS, FIGURE 102

Reference Number	Functional Group	Item Name
1	1202	RING
2	1202	RETAINER
3	1202	FELT
4	1202	PIN
5	1202	SHOE AY
6	1202	SPRING

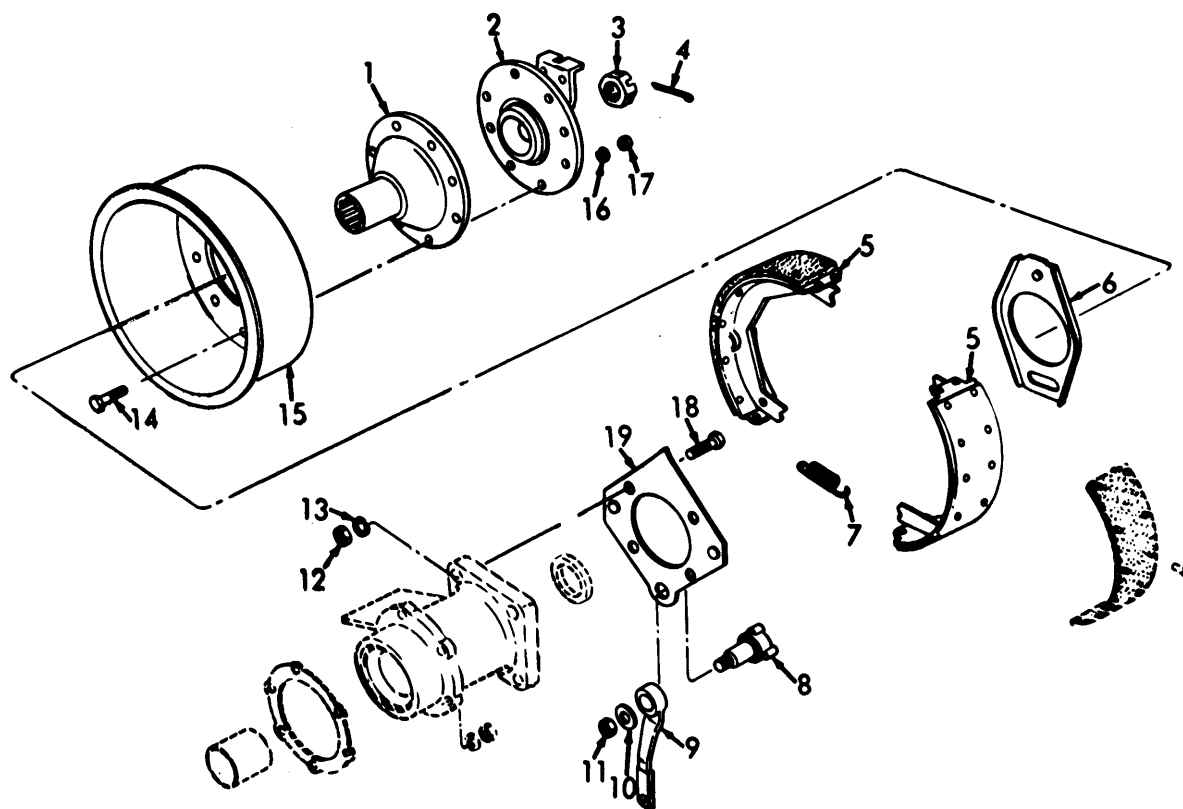


**ME 3810-227-35P/152**

*Figure 103. Hand Brake Lever, Cable and Mounting Hardware.*

INDEX TO PARTS, FIGURE 103

Reference Number	Functional Group	Item Name	Reference Number	Functional Group	Item Name
1	1201	CLAMP	9	1201	CABLE
2	1201	BOOT	10	1201	PIN
3	1201	LEVER	11	1201	PIN
4	1201	WASHER	12	1201	SPACER
5	1201	WASHER	13	1201	SCREW
6	1201	NUT	14	1201	NUT
7	1201	PIN	15	1201	WASHER
8	1201	PIN	16	1201	SCREW



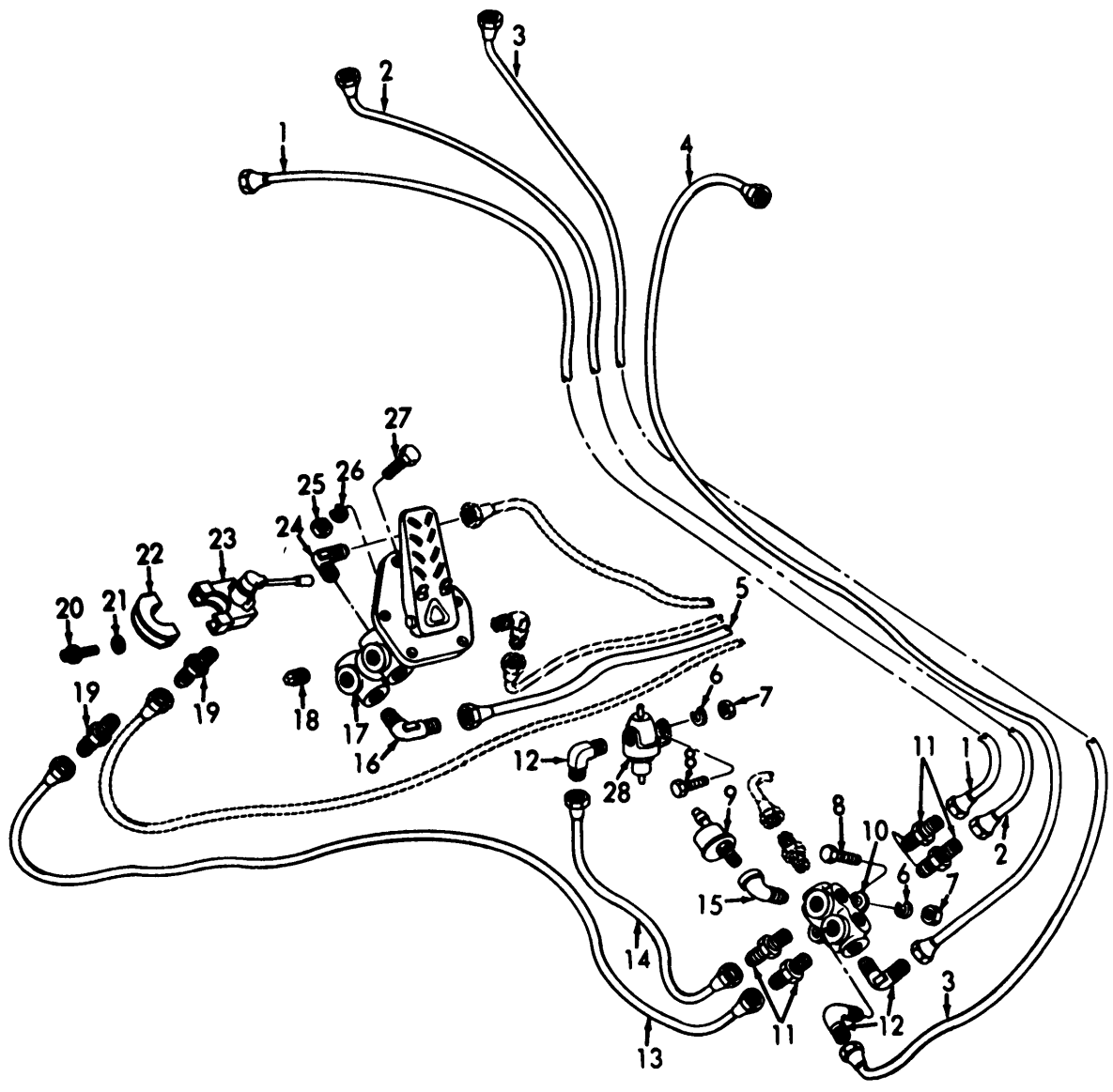
ME 3810-227-20P/104

Figure 104. Hand Brake Drum, Shoes and Lining.

INDEX TO PARTS, FIGURE 104

Reference Number	Functional Group	Item Name	Reference Number	Functional Group	Item Name
1	0801	FLANGE	11	1201	NUT
2	0900	SHAFT	12	1201	NUT
3	0801	NUT	13	1201	WASHER
4	0801	PIN	14	1201	BOLT
5	1201	SHOE	15	1201	DRUM AY
6	1201	STRUT	16	1201	WASHER
7	1201	SPRING	17	1201	NUT
8	1201	CAMSHAFT	18	1201	SCREW
9	1201	LEVER	19	1201	PLATE
10	1201	WASHER			



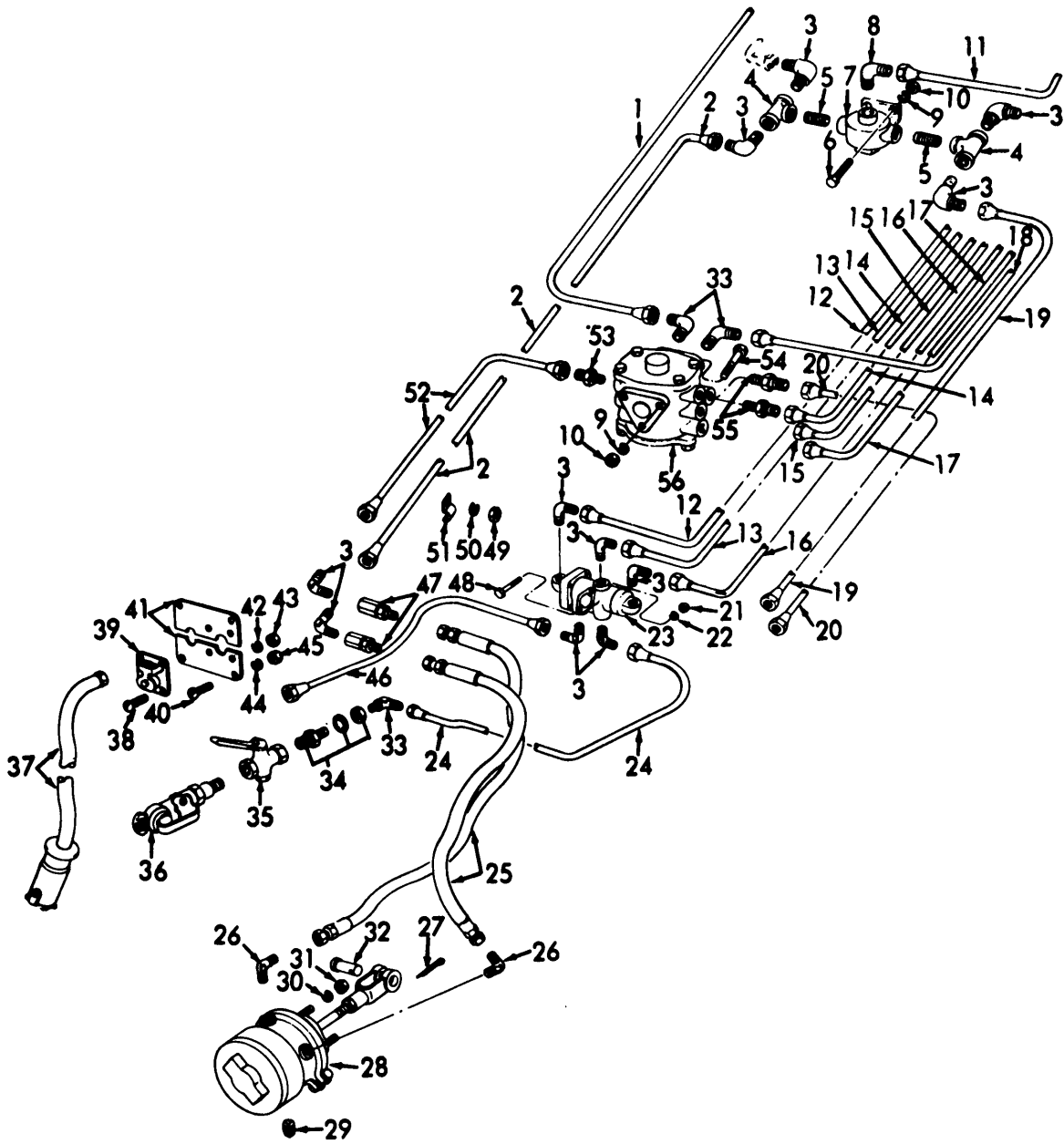


ME 3810-227-35P/156

Figure 105. Treadle Valve, Manifold Lines and Fittings.

INDEX TO PARTS, FIGURE 105

Reference Number	Functional Group	Item Name	Reference Number	Functional Group	Item Name
1	1208	TUBE AY	15	1208	ELBOW
2	1208	TUBE AY	16	1208	ELBOW
3	1208	TUBE AY	17	1208	VALVE AY
4	1208	TUBE AY	18	1208	PLUG
5	1208	TUBE AY	19	1208	ADAPTER
6	0608	WASHER	20	1208	SCREW
7	0608	NUT	21	1208	WASHER
8	.0608	SCREW	22	1208	CLAMP
9	0610	TRANSMITTER	23	1208	VALVE
10	1208	MANIFOLD	24	1208	ELBOW
11	1208	ADAPTER	25	1208	NUT
12	1208	ELBOW	26	1208	WASHER
13	1208	TUBE AY	27	1208	BOLT
14	1208	TUBE AY	28	0608	SWITCH

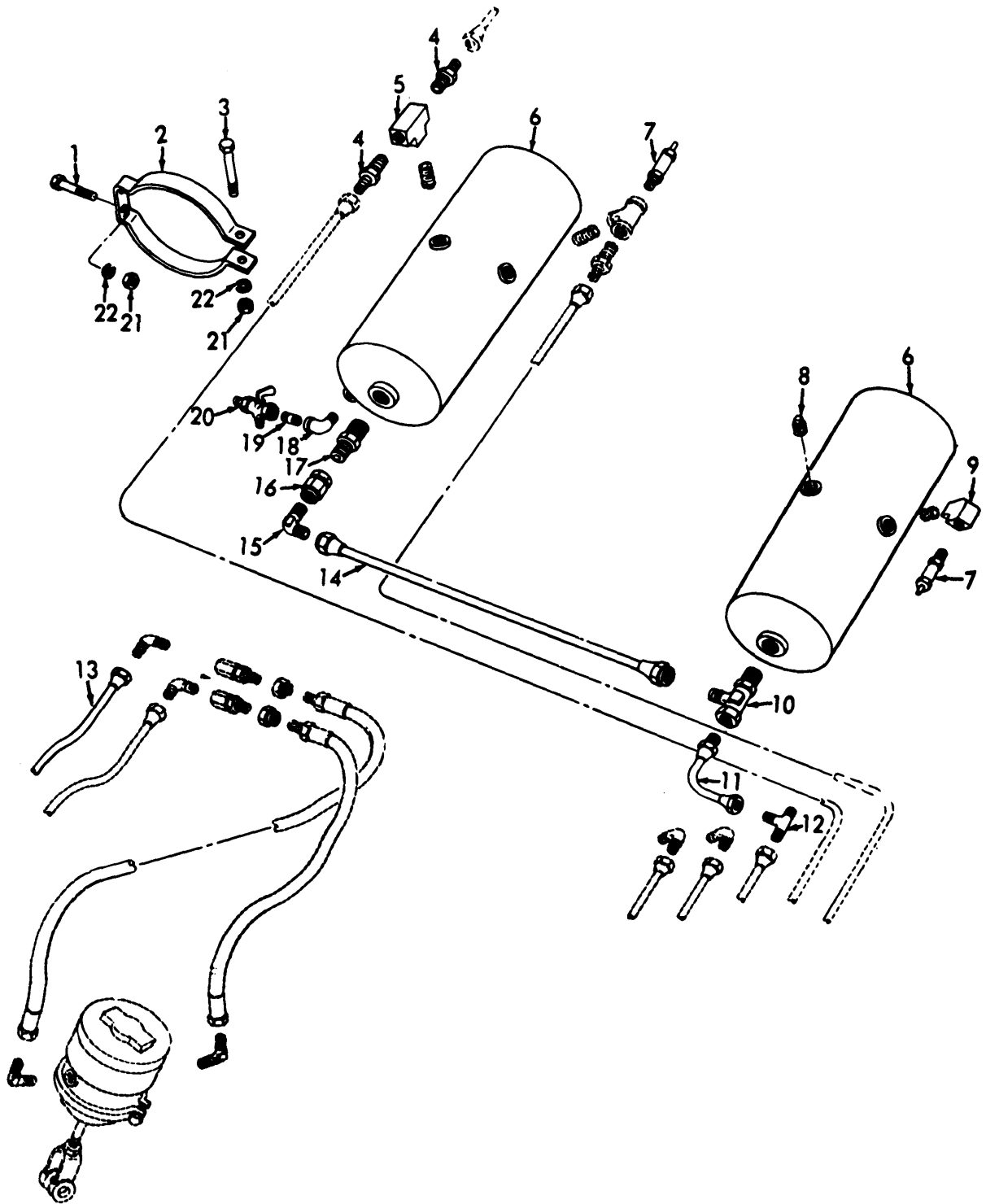


ME 3810-227-35P/157

Figure 106. Rear Brake Chamber, Relay Emergency, Quick Release Valve Lines and Fittings.

INDEX TO PARTS, FIGURE 106

Reference Number	Functional Group	Item Name	Reference Number	Functional Group	Item Name
1	1208	TUBE AY	29	1208	PLUG
2	1208	TUBE AY	30	1208	WASHER
3	1208	ELBOW	31	1208	NUT
4	1208	TEE	32	1208	PIN
5	1208	NIPPLE	33	1211	ELBOW
6	1208	SCREW	34	1211	COUPLING
7	1208	VALVE	35	1211	COCK
8	1208	ELBOW	36	1211	COUPLING
9	1208	WASHER	37	0613	PLUG AY
10	1208	NUT	38	0608	SCREW
11	1208	TUBE AY	39	0608	CONNECTOR
12	1208	TUBE AY	40	0608	SCREW
13	1208	TUBE AY	41	0608	PLATE
14	1208	TUBE AY	42	0608	WASHER
15	1208	TUBE AY	43	0608	NUT
16	1208	TUBE AY	44	0608	WASHER
17	1208	TUBE AY	45	0608	NUT
18	1208	TUBE AY	46	1211	TUBE AY
19	1208	TUBE AY	47	1208	CONNECTOR
20	1208	TUBE AY	48	1208	SCREW
21	1208	NUT	49	1208	NUT
22	1208	WASHER	50	1208	WASHER
23	1208	VALVE	51	1208	STRAP
24	1211	TUBE AY	52	1208	TUBE AY
25	1208	HOSE AY	53	1208	ADAPTER
26	1208	ELBOW	54	1208	SCREW
27	1208	PIN	55	1208	ADAPTER
28	1208	CHAMBER AY	56	1208	VALVE

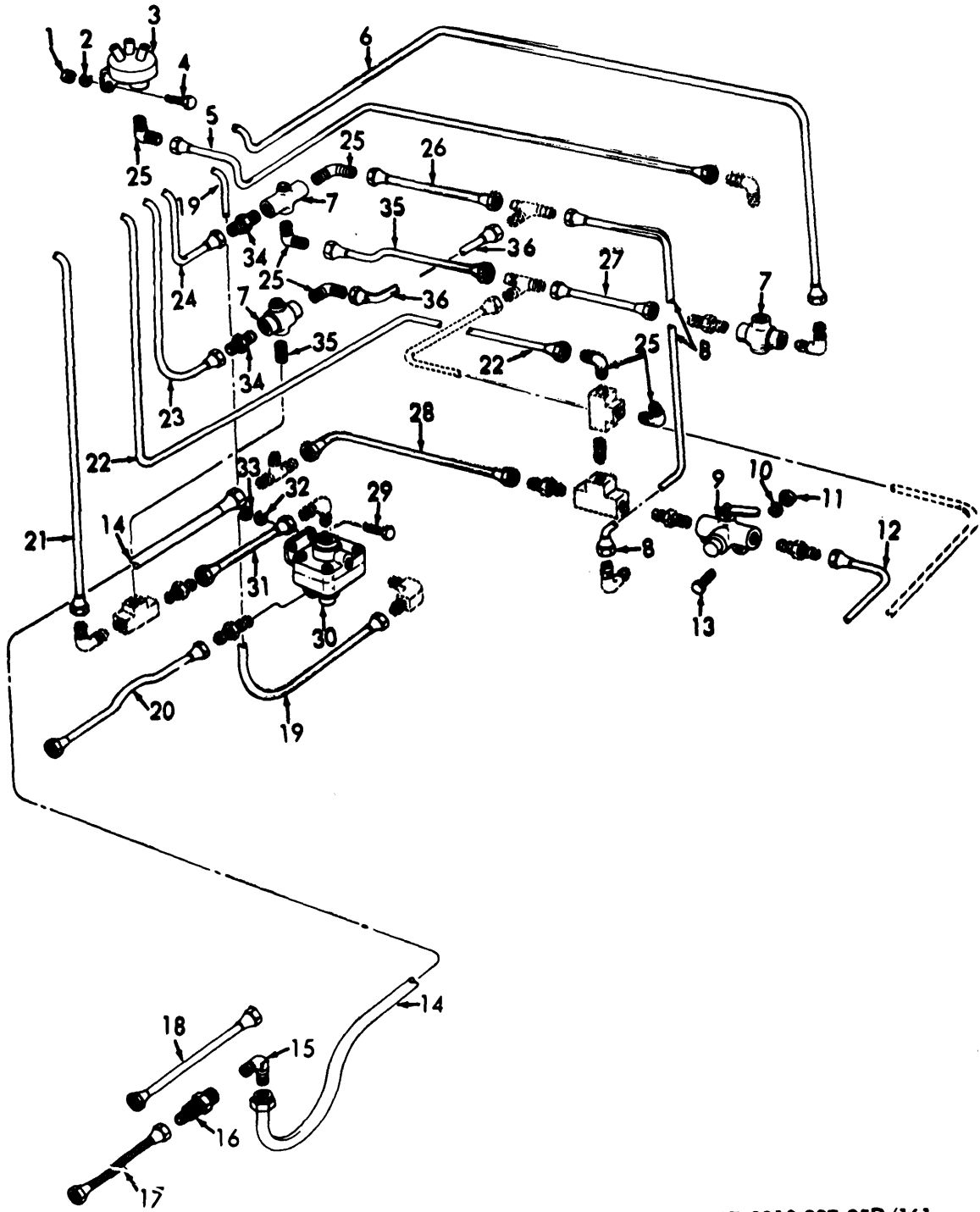


ME 3810-227-35P/158

Figure 107. Air Reservoir, Lines and Fittings.

INDEX TO PARTS, FIGURE 107

Reference Number	Functional Group	Item Name	Reference Number	Functional Group	Item Name
1	1208	SCREW	12	1208	TEE
2	1208	BRACKET	13	1208	TUBE AY
3	1208	BOLT	14	1208	TUBE AY
4	1208	ADAPTER	15	1208	ELBOW
5	1208	TEE	16	1208	VALVE
6	1208	RESERVOIR	17	1208	BUSHING
7	1208	VALVE	18	1208	ELBOW
8	1208	PLUG	19	1208	NIPPLE
9	1208	ELBOW	20	1208	COCK
10	1208	TEE	21	1208	NUT
11	1208	TUBE AY	22	1208	WASHER



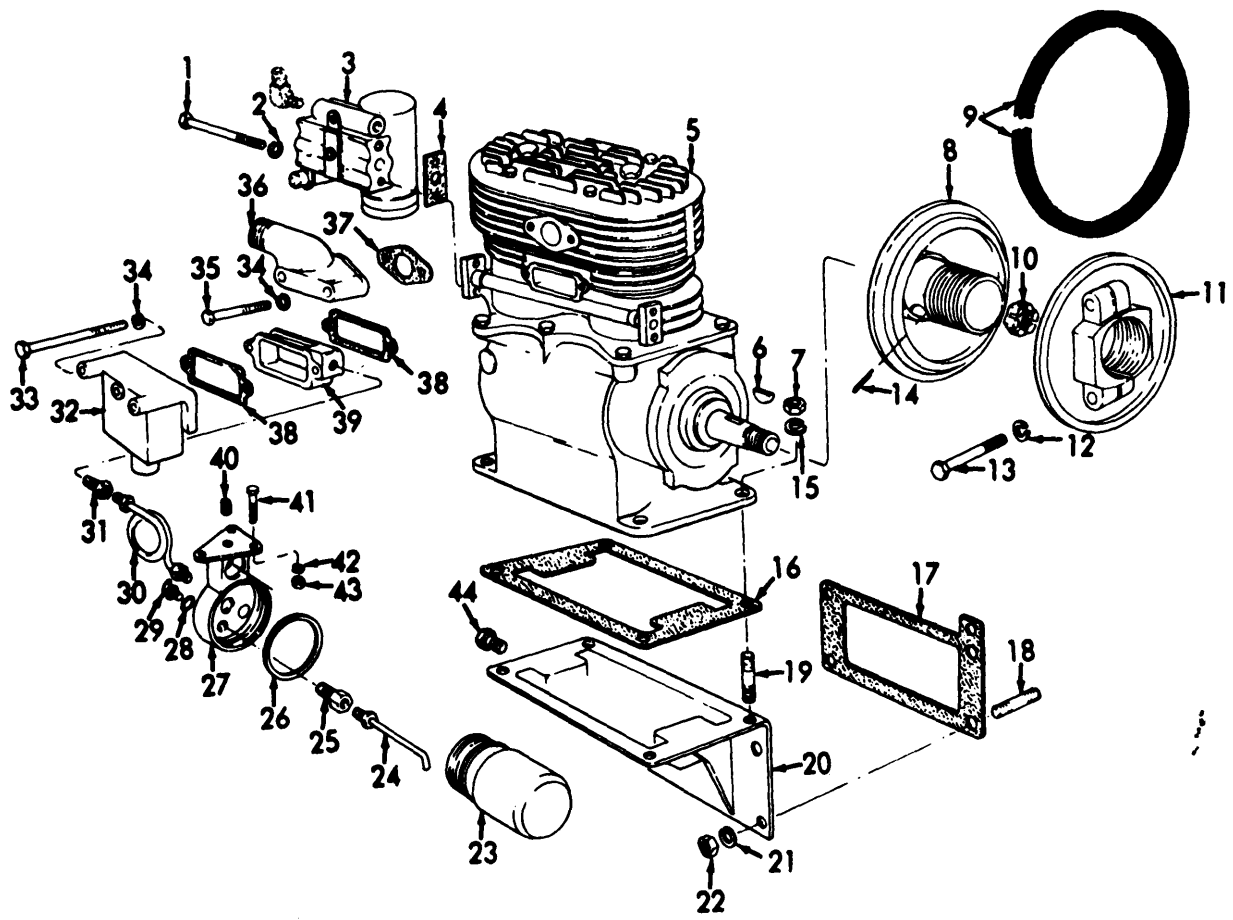
ME 3810-227-35P/161

Figure 108. Air Lines, Valves and Fittings. I

INDEX TO PARTS, FIGURE 108

Reference Number	Functional Group	Item Name	Reference Number	Functional Group	Item Name
1	0608	NUT	19	1208	TUBE AY
2	0608	WASHER	20	1208	TUBE AY
3	0608	SWITCH	21	1208	TUBE AY
4	0608	SCREW	22	1208	TUBE AY
5	1208	TUBE AY	23	1208	TUBE AY
6	1208	TUBE AY	24	1208	TUBE AY
7	1208	VALVE	25	1208	ELBOW
8	1211	TUBE AY	26	1208	TUBE AY
9	1208	VALVE AY	27	1208	TUBE AY
10	1208	WASHER	28	1208	TUBE AY
11	1208	NUT	29	1208	SCREW
12	1208	TUBE AY	30	1208	VALVE AY
13	1208	SCREW	31	1208	TUBE AY
14	1208	TUBE AY	32	1208	WASHER
15	1208	ELBOW	33	1208	NUT
16	1208	COUPLING	34	1208	ADAPTER
17	1208	HOSE AY	35	1208	NIPPLE
18	1208	TUBE AY	36	1208	TUBE AY



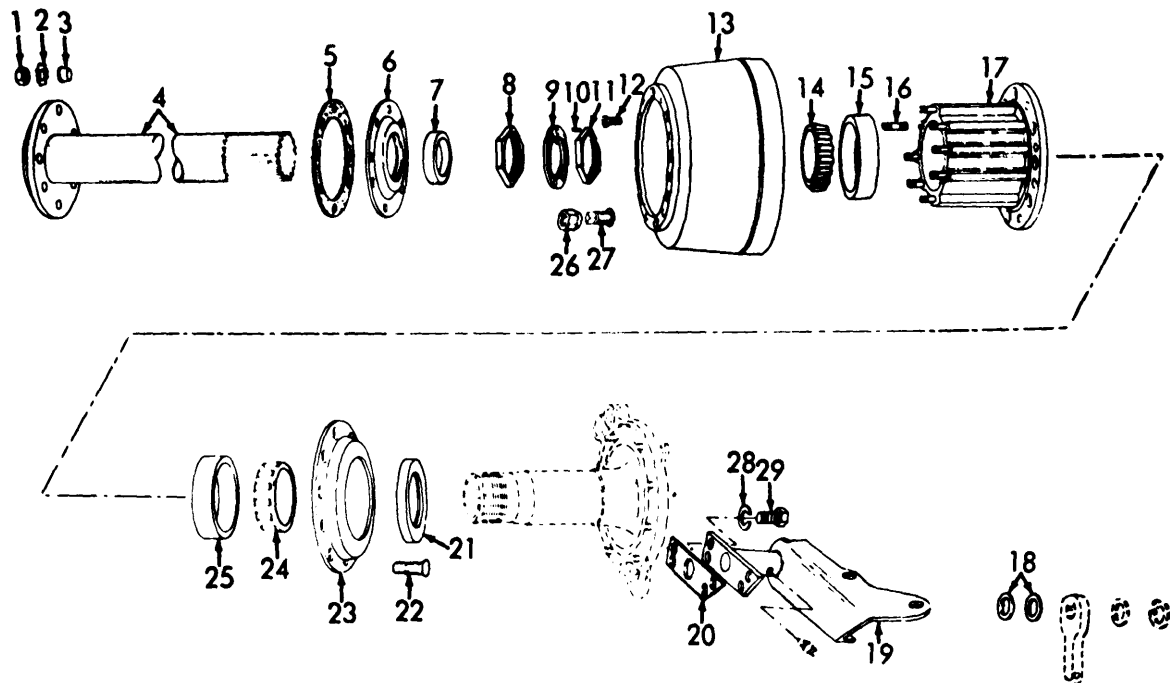


ME 3810-227-35P/164

Figure 109. Air Compressor and Components.

INDEX TO PARTS, FIGURE 109

Reference Number	Functional Group	Item Name	Reference Number	Functional Group	Item Name
1	1209	SCREW	24	1208	TUBING
2	1209	WASHER	25	1208	CONNECTOR
3	1209	GOVERNOR AY	26	1208	GASKET
4	1209	GASKET	27	1208	ADAPTER
5	1209	COMPRESSOR AY	28	1208	GASKET
6	5007	KEY	29	1208	PLUG
7	5006	NUT	30	1208	TUBE
8	5007	PULLEY	31	1208	CONNECTOR
9	5007	BELT	32	5008	STRAINER
10	5007	NUT	33	5008	SCREW
11	5007	FLANGE	34	1208	WASHER
12	5007	WASHER	34	5008	WASHER
13	5007	SCREW	35	1208	BOLT
14	5007	PIN	36	1208	ADAPTER
15	5006	WASHER	37	1208	GASKET
16	5006	GASKET	38	5008	GASKET
17	1209	GASKET	39	5008	ADAPTER
18	1209	STUD	40	1208	PLUG
19	5006	STUD	41	1208	SCREW
20	5006	BASE	42	1208	WASHER
21	1209	WASHER	43	1208	NUT
22	1209	NUT	44	5006	PLUG
23	1208	CONTAINER			

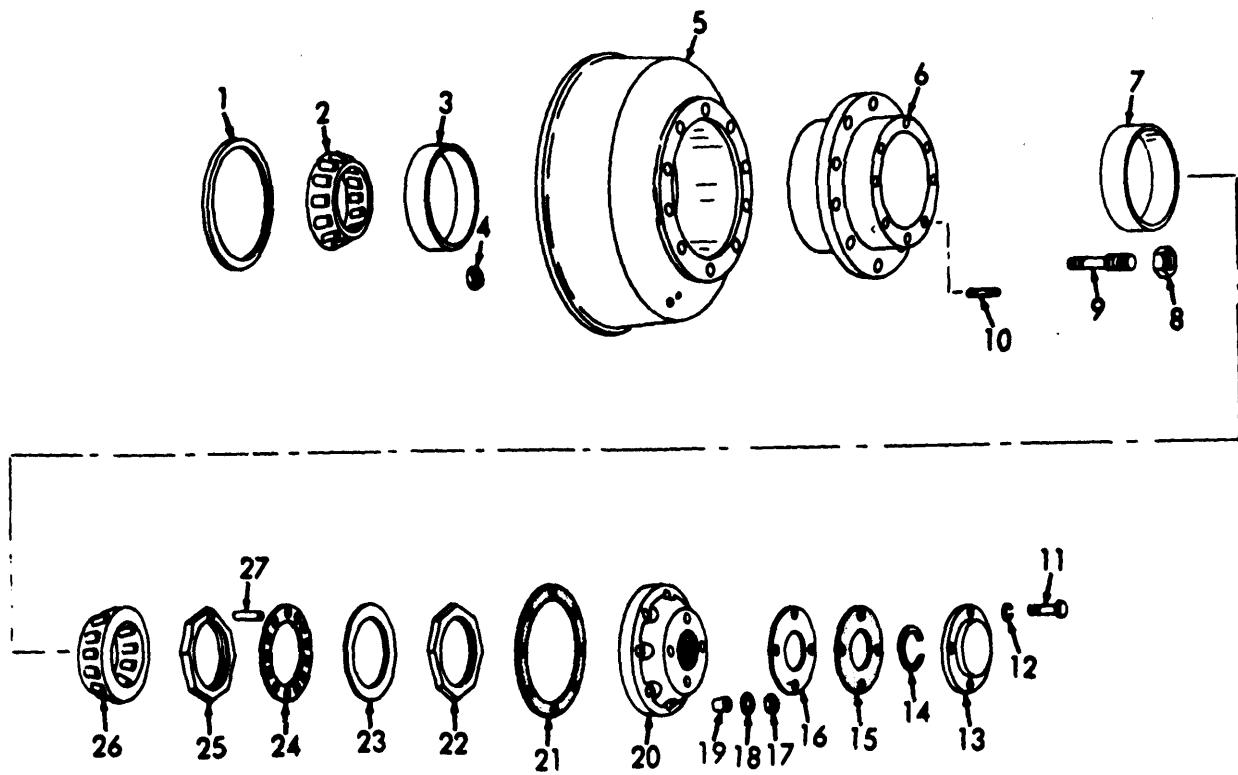


ME 3810-227-20P/110

Figure 110. Rear Wheel Drum, Shaft, Hub and Bearings.

INDEX TO PARTS, FIGURE 110

Reference Number	Functional Group	Item Name	Reference Number	Functional Group	Item Name
1	1100	NUT	16	1311	STUD
2	1100	WASHER	17	1311	HUB
3	1100	DOWEL	18	1202	FELT
4	1100	SHAFT	19	1202	BRACKET AY
5	1100	GASKET	20	1202	GASKET
6	1311	WIPER	21	1311	SEAL
7	1311	SEAL	22	1311	STUD
8	1311	NUT	23	1311	SLINGER
9	1311	WASHER	24	1311	ROLLERS
10	1311	RIVET	25	1311	CUP
11	1311	NUT	26	1311	NUT
12	1311	SCREW	27	1311	NUT
13	1311	DRUM	28	1202	WASHER
14	1311	ROLLERS	29	1202	SCREW
15	1311	CUP			

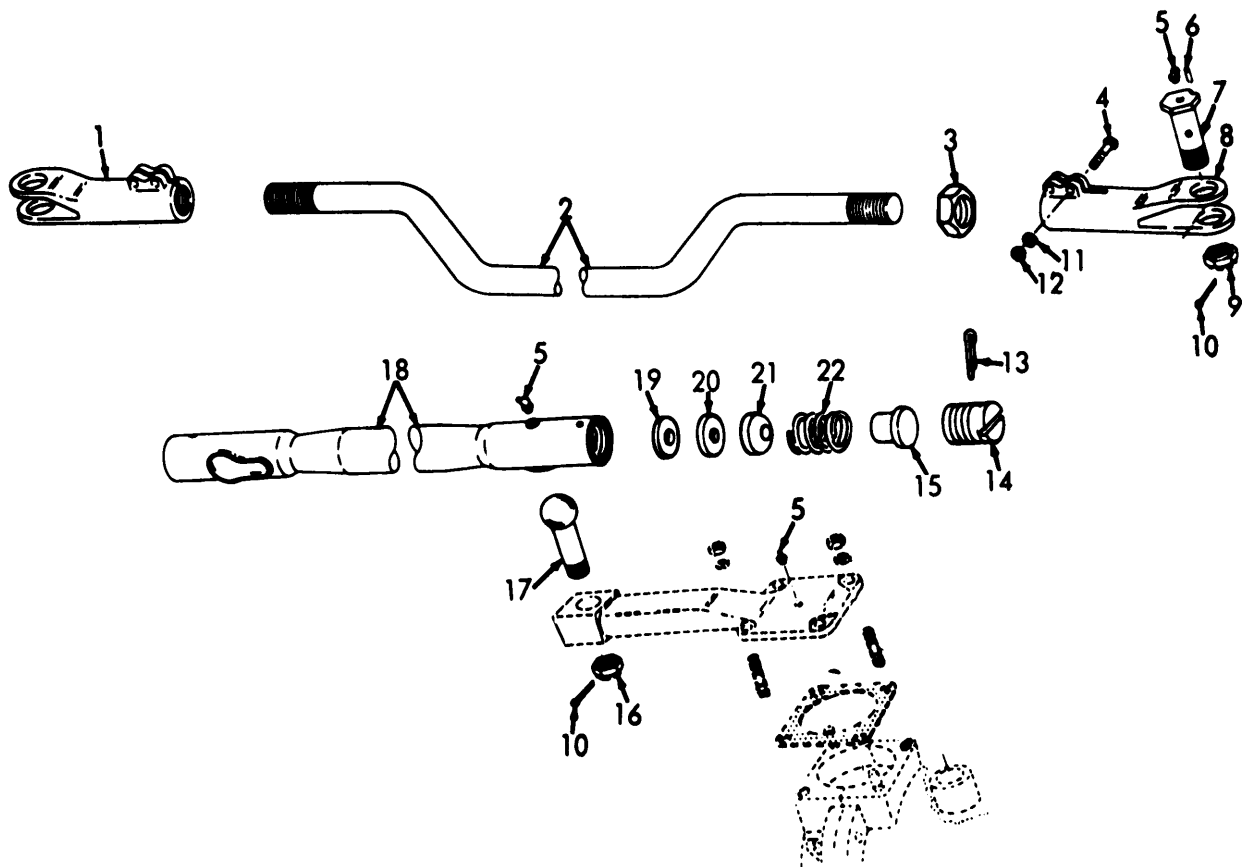


ME 3810-227-35P/166

Figure 111. Front Wheel Drum, Hub and Bearings.

INDEX TO PARTS, FIGURE 111

Reference Number	Functional Group	Item Name	Reference Number	Functional Group	Item Name
1	1311	SEAL	15	1311	GASKET
2	1311	ROLLERS	16	1311	SHIM
3	1311	CUP	17	1311	NUT
4	1311	NUT	18	1311	WASHER
5	1311	DRUM	19	1311	BUSHING
6	1311	BRAKE SHOE	20	1004	FLANGE
7	1311	CUP	21	1004	GASKET
8	1311	NUT	22	1311	NUT
9	1311	STUD	23	1311	WASHER
10	1311	STUD	24	1311	LOCKPLATE
11	1311	BOLT	25	1311	NUT
12	1311	WASHER	26	1311	ROLLERS
13	1311	COVER	27	1311	RIVET
14	1311	RING			

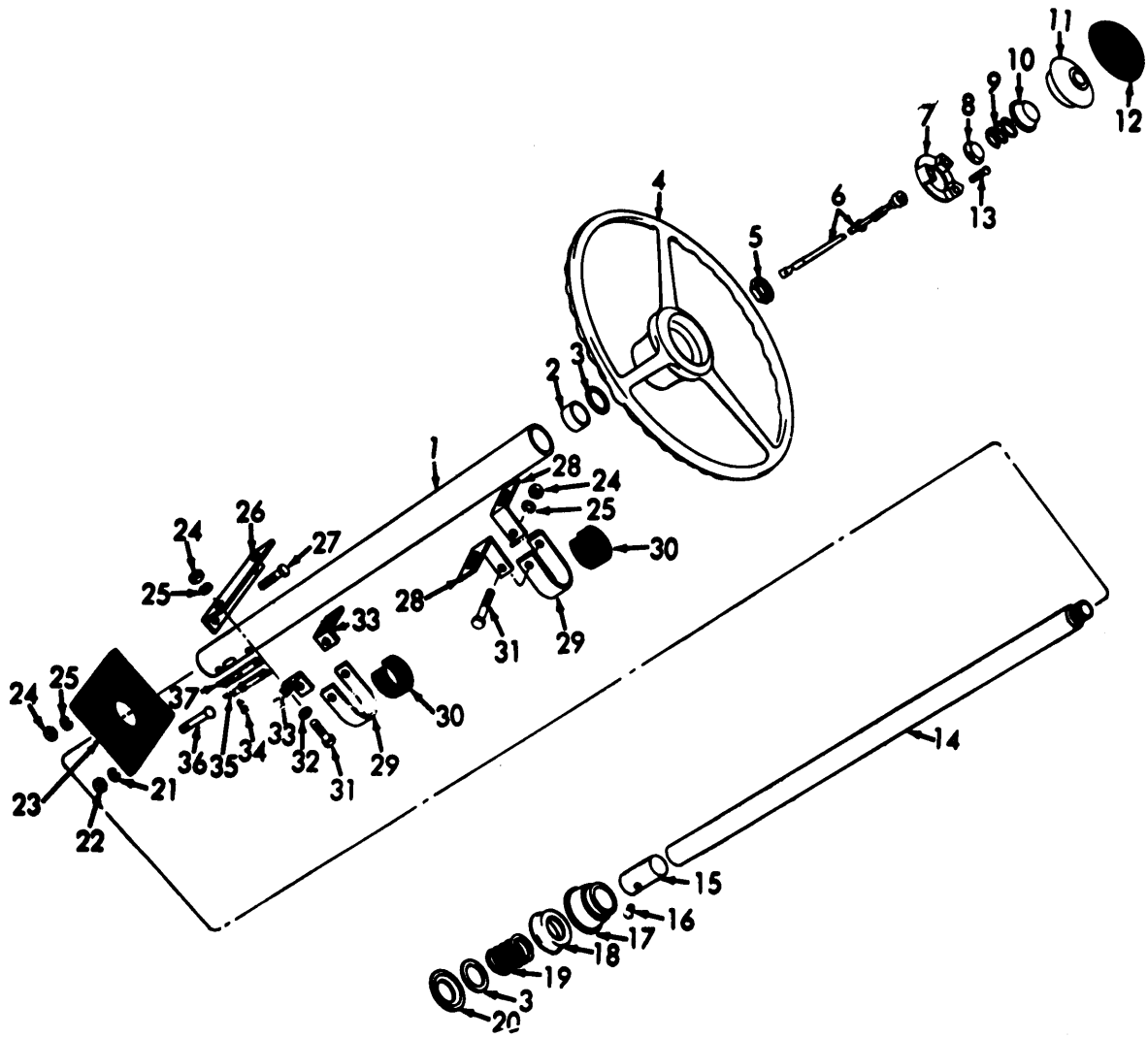


ME 3810-227-20P/112

Figure 112. Tie Rod, Drag Link and Mounting Hardware.

INDEX TO PARTS, FIGURE 112

Reference Number	Functional Group	Item Name	Reference Number	Functional Group	Item Name
1	1401	TIE ROD	12	1401	NUT
2	1401	ROD AY	13	1401	PIN
3	1401	NUT	14	1401	PLUG
4	1401	SCREW	15	1401	HOLDER
5	1401	FITTING	16	1401	NUT
6	1401	PIN	17	1401	BALL
7	1401	BOLT	18	1401	SHAFT
8	1401	TIE ROD	19	1401	SPACER
9	1401	NUT	20	1401	SOCKET
10	1401	PIN	21	1401	SOCKET
11	1401	WASHER	22	1401	SPRING

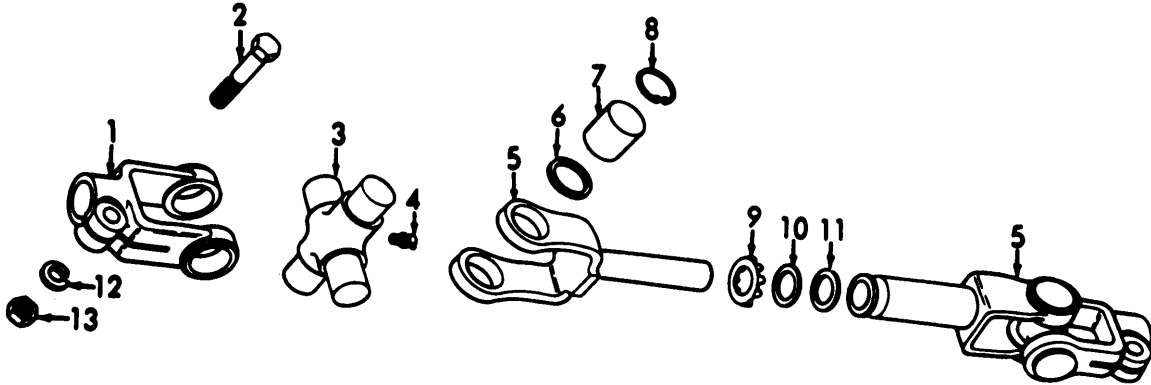


ME 3810-227-35P/169

Figure 113. Steering Wheel, Column and Components.

INDEX TO PARTS, FIGURE 112

Reference Number	Functional Group	Item Name	Reference Number	Functional Group	Item Name
1	1401	TUBE AY	20	1401	SPACER
2	1401	SPACER	21	1401	WASHER
3	1401	WASHER	22	1401	NUT
4	1401	WHEEL	23	1401	PAD
5	1401	NUT	24	1401	NUT
6	0611	CABLE AY	25	1401	WASHER
7	0611	RETAINER	26	1401	BRACE
8	0611	CONTACT	27	1401	SCREW
9	0611	SPRING	28	1401	BRACKET
10	0611	WASHER	29	1401	STRAP
11	0611	BUTTON	30	1401	PAD
12	0611	COVER	31	1401	SCREW
13	0611	SCREW	32	1401	WASHER
14	1 11	SHAFT-TUBE	33	1401	BRACKET
15	011	CONTACT-RING AY	34	0611	SCREW
16	0611	SCREW	35	0611	BRUSH
17	1401	BEARING	36	1401	SCREW
18	1401	DUST CUP	37	0611	SPACER
19	1401	SPRING			



**ME 3810-227-35P/170**

*Figure 114. Steering Universal Joint and Mounting Hardware.*

INDEX TO PARTS, FIGURE 114

Reference Number	Functional Group	Item Name
1	1401	YOKE
2	1401	BOLT
3	1401	CROSS
4	1401	FITTING
5	1401	YOKE AY
6	1401	WASHER
7	1401	BUSHING
8	1401	RING
9	1401	CAP
10	1401	WASHER
11	1401	WASHER
12	1401	WASHER
13	1401	NUT



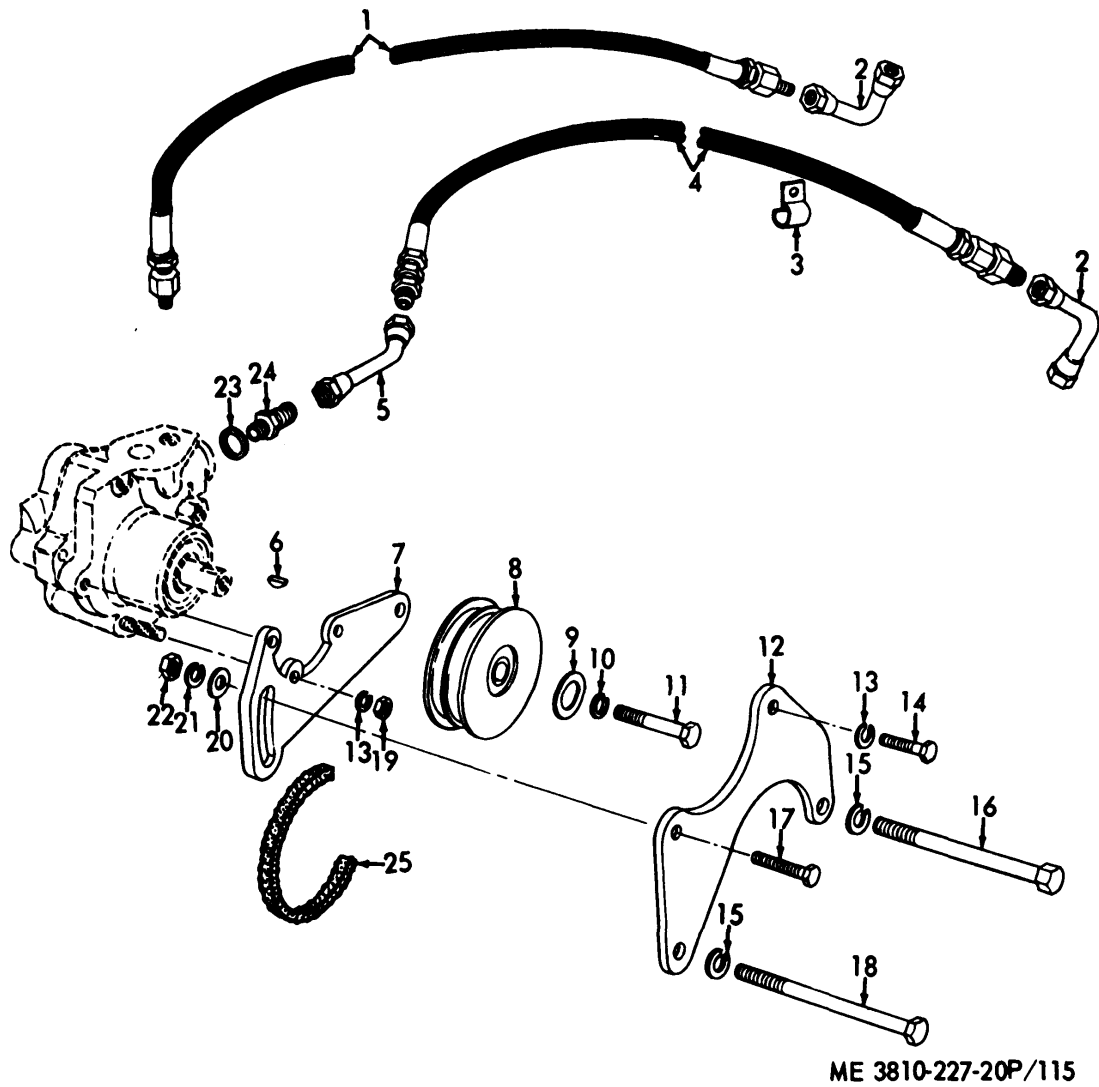


Figure 115. Hydraulic Pump, Mounting Brackets, Lines and Fittings.

INDEX TO PARTS, FIGURE 115

Reference Number	Functional Group	Item Name	Reference Number	Functional Group	Item Name
1	1411	HOSE	14	1410	SCREW
2	1411	TUBE	15	1410	WASHER
3	1411	STRAP	16	1410	SCREW
4	1411	HOSE	17	1410	SCREW
5	1411	TUBE	18	1410	SCREW
6	1410	KEY	19	1410	NUT
7	1410	BRACKET	20	1410	WASHER
8	1410	PULLEY	21	1410	WASHER
9	1410	WASHER	22	1410	NUT
10	1410	WASHER	23	1411	WASHER
11	1410	BOLT	24	1411	ADAPTER
12	1410	BRACKET	25	1410	BELT SET
13	1410	WASHER			

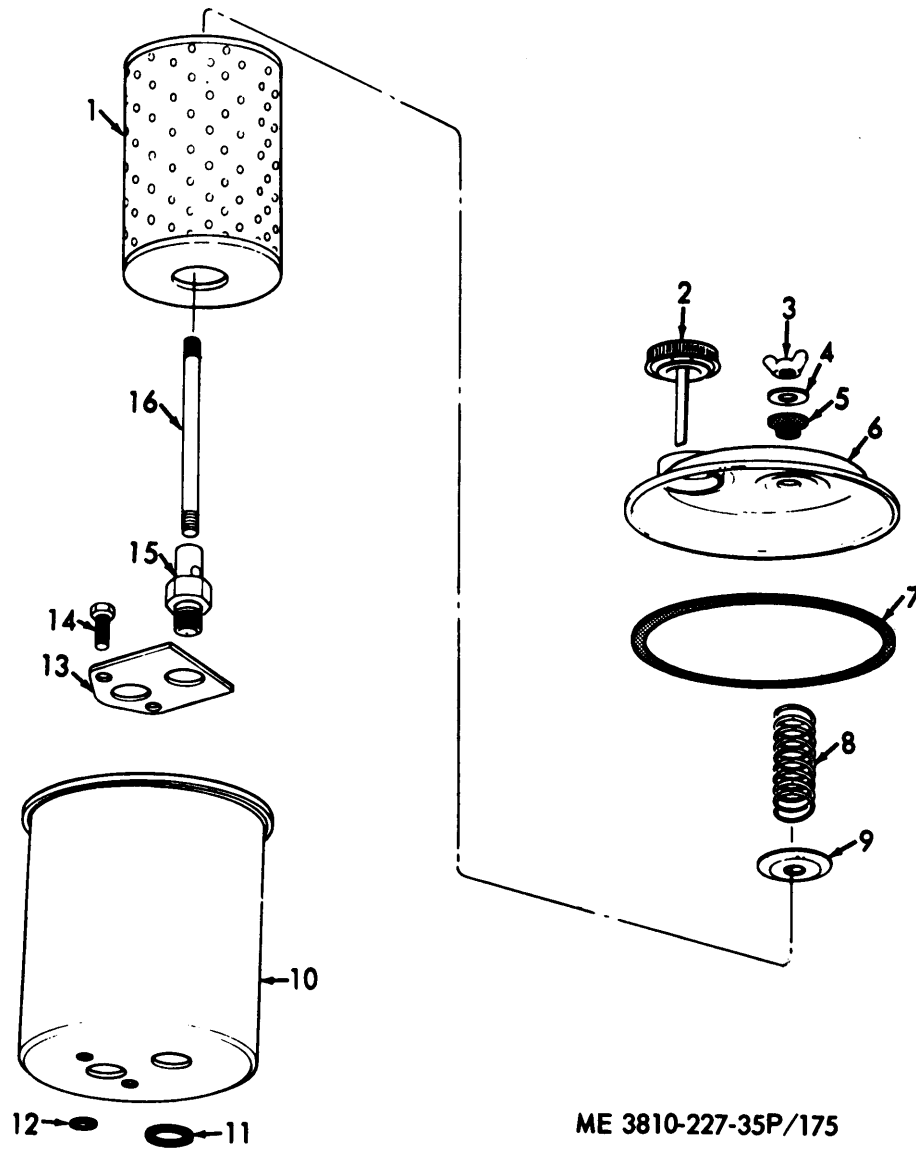
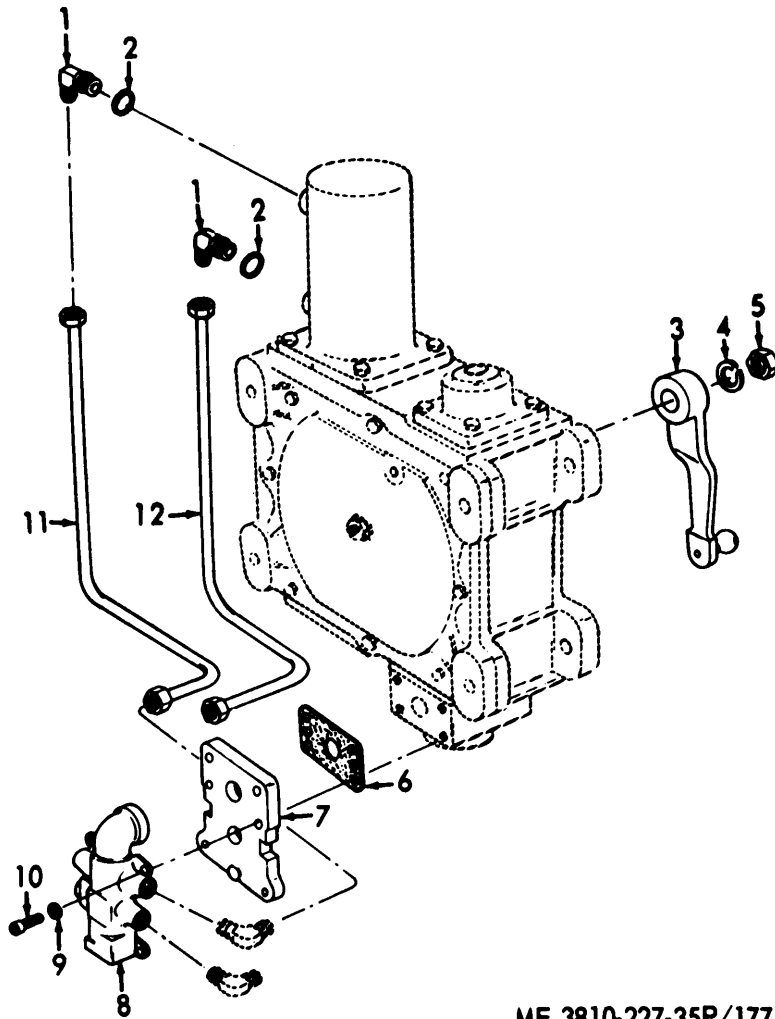


Figure 116. Hydraulic Reservoir.

INDEX TO PARTS, FIGURE 116

Reference Number	Functional Group	Item Name	Reference Number	Functional Group	Item Name
1	1413	FILTER ELEMENT	10	1413	BODY
2	1413	FILLER-CAP	11	1410	GASKET
3	1413	NUT	12	1410	GASKET
4	1413	WASHER	13	1413	PLATE
5	1413	GASKET	14	1413	SCREW ASMBLD-
6	1413	COVER			WASHER
7	1413	GASKET	15	1413	STUD
8	1413	SPRING	16	1413	SCREW
9	1413	CAP			

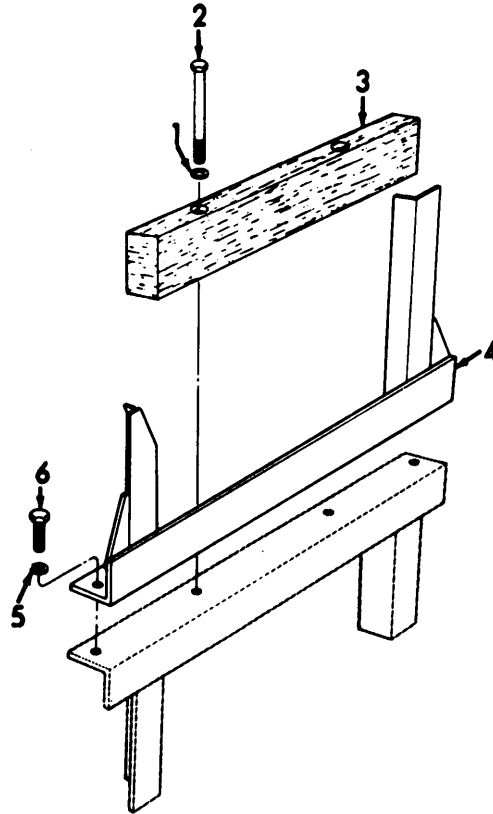


ME 3810-227-35P/177

Figure 117. Steering Arm, Valve, Lines and Fittings.

INDEX TO PARTS, FIGURE 117

Reference Number	Functional Group	Item Name	Reference Number	Functional Group	Item Name
1	1411	ELBOW AY	7	1414	BRACKET AY
2	1411	PACKING	8	1414	VALVE AY
3	1401	ARM AY	9	1414	WASHER
4	1401	WASHER	10	1414	SCREW
5	1401	NUT	11	1411	TUBE AY
6	1414	GASKET	12	1411	TUBE AY

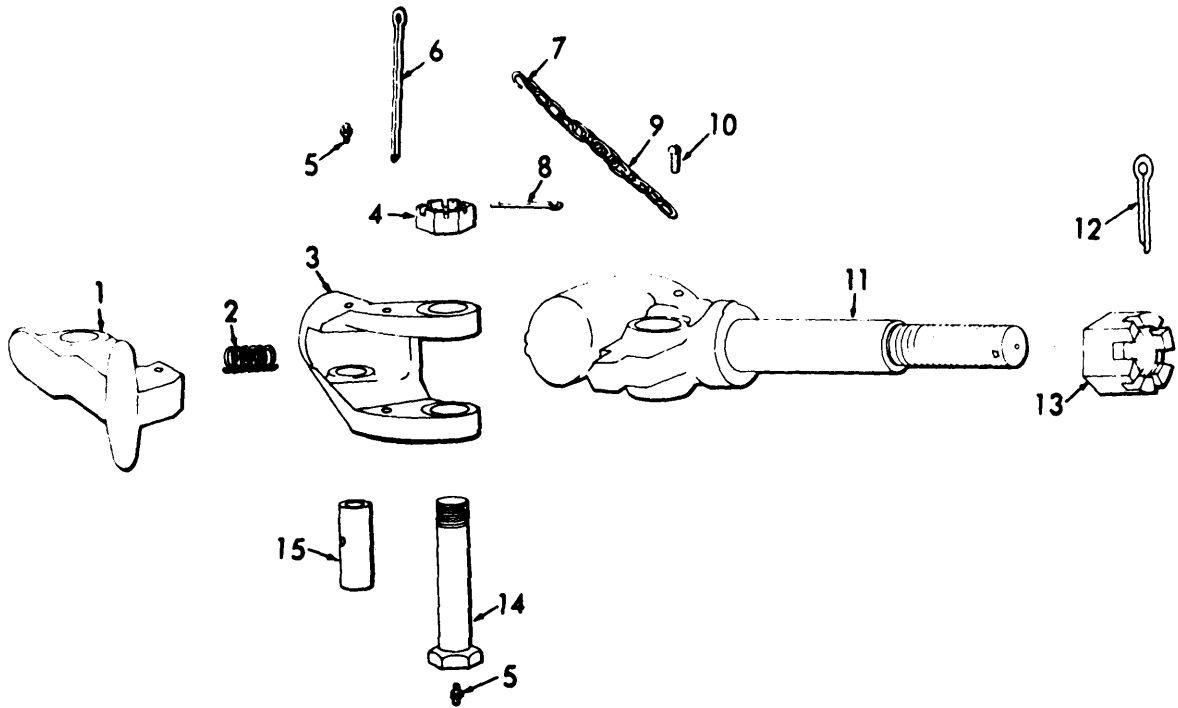


**ME 3810-227-35P/178**

*Figure 118. Boom Rack.*

INDEX TO PARTS, FIGURE 118

Reference Number	Functional Group	Item Name
1	1501	WASHER
2	1501	SCREW
3	1501	WOOD
4	1 501	BOOM RACK AY
5	1501	WASHER
6	1501	SCREW

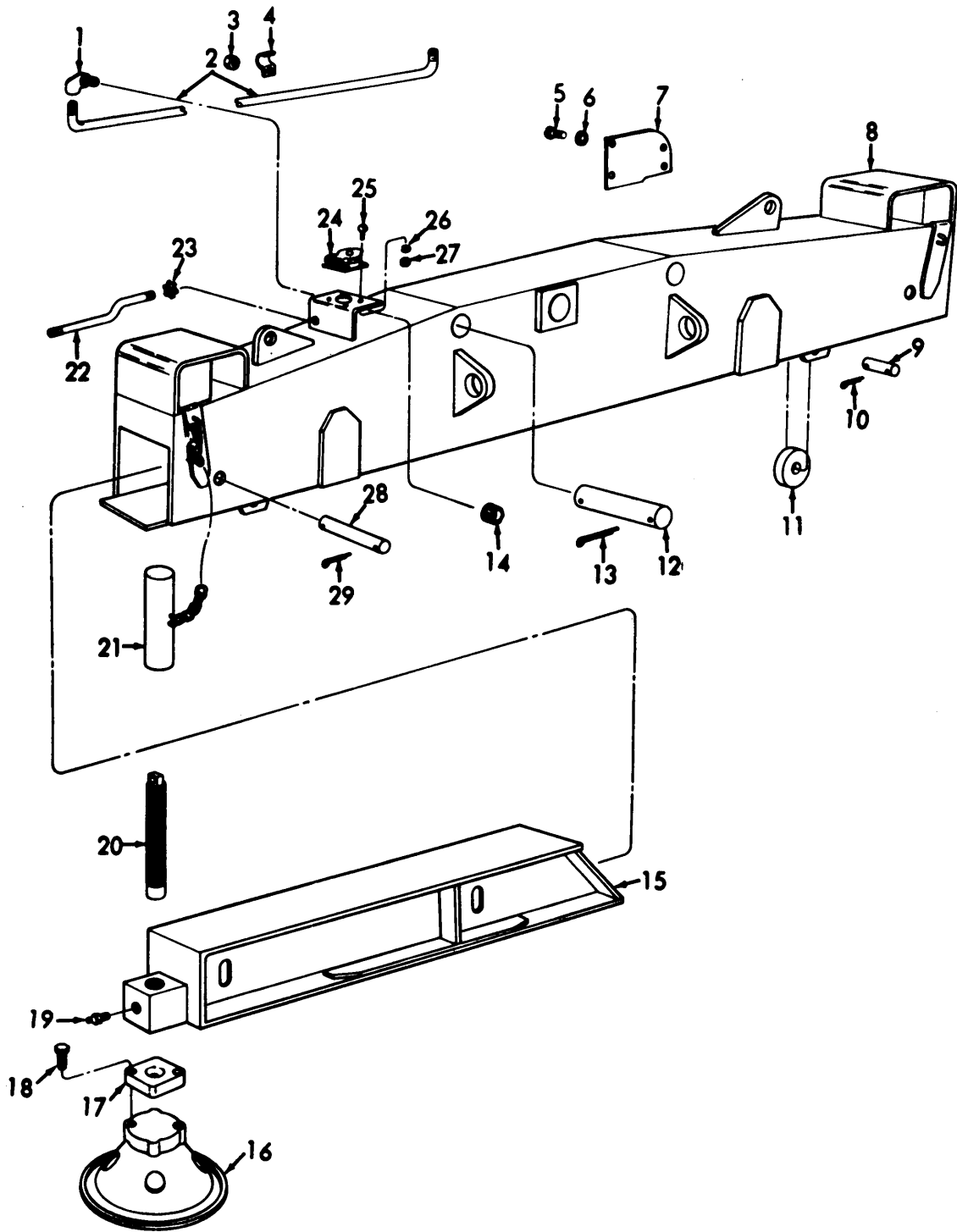


ME 3810-227-35P/179

Figure 119. Pintle Hook.

INDEX TO PARTS, FIGURE 119

Reference Number	Functional Group	Item Name	Reference Number	Functional Group	Item Name
1	1503	LATCH	9	1503	CHAIN
2	1503	SPRING	10	1503	SETSCREW
3	1503	LOCK	11	1503	PINTLE
4	1503	NUT	12	1503	PIN
5	1503	FITTING	13	1503	NUT
6	1503	PIN	14	1503	BOLT
7	1503	HOOK	15	1503	PIN
8	1503	PIN			

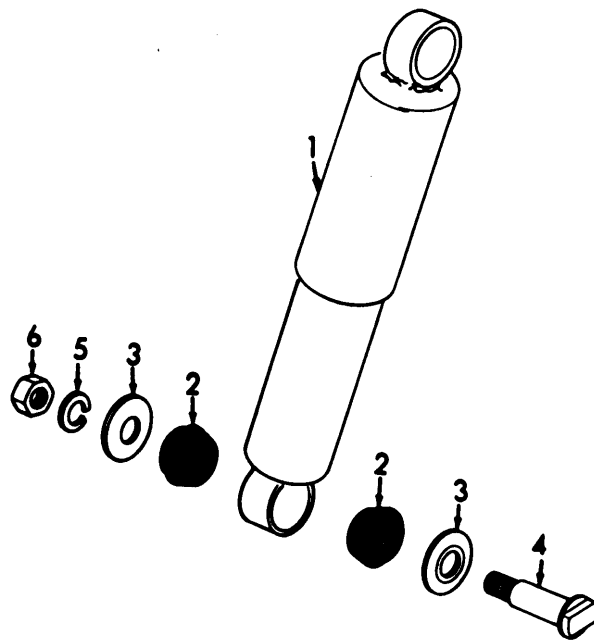


ME 3810-227-35P/180

Figure 120. Outrigger.

INDEX TO PARTS, FIGURE 120

Reference Number	Functional Group	Item Name	Reference Number	Functional Group	Item Name
1	0613	ELBOW	16	1507	SHOE
2	0613	CONDUIT	17	1507	PLATE
3	0613	NUT	18	1507	SCREW
4	0613	STRAP	19	1507	FITTING
5	1507	SCREW	20	1507	JACKSCREW
6	1507	WASHER	21	1507	COVER
7	1507	SHEET	22	0613	CONDUIT
8	1507	BOX	23	0613	LOCKNUT
9	1507	AXLE	24	0613	RECEPTACLE
10	1507	PIN	25	0613	SCREW
11	1507	ROLLER AY	26	0613	WASHER
12	1507	PIN	27	0613	NUT
13	1507	PIN	28	1507	PIN
14	0613	BUSHING	29	1507	PIN
15	1507	BEAM			



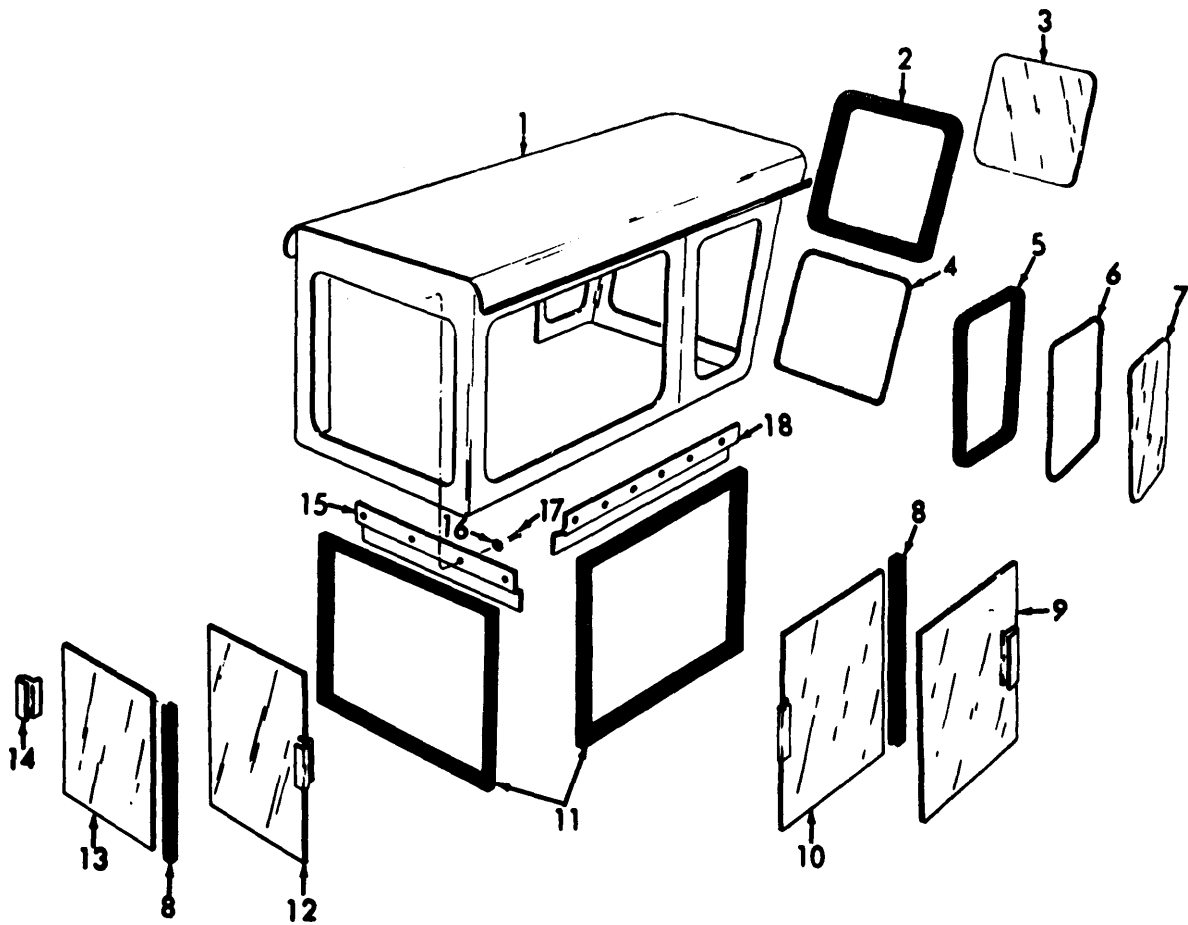
**ME 3810-227-35P/182**

*Figure 121. Shock Absorber and Mounting Hardware.*

INDEX TO PARTS, FIGURE 121

Reference Number	Functional Group	Item Name
1	1604	SHOCK ABSORBER
2	1604	BUSHING
3	1604	WASHER
4	1604	BOLT
5	1604	WASHER
6	1604	NUT



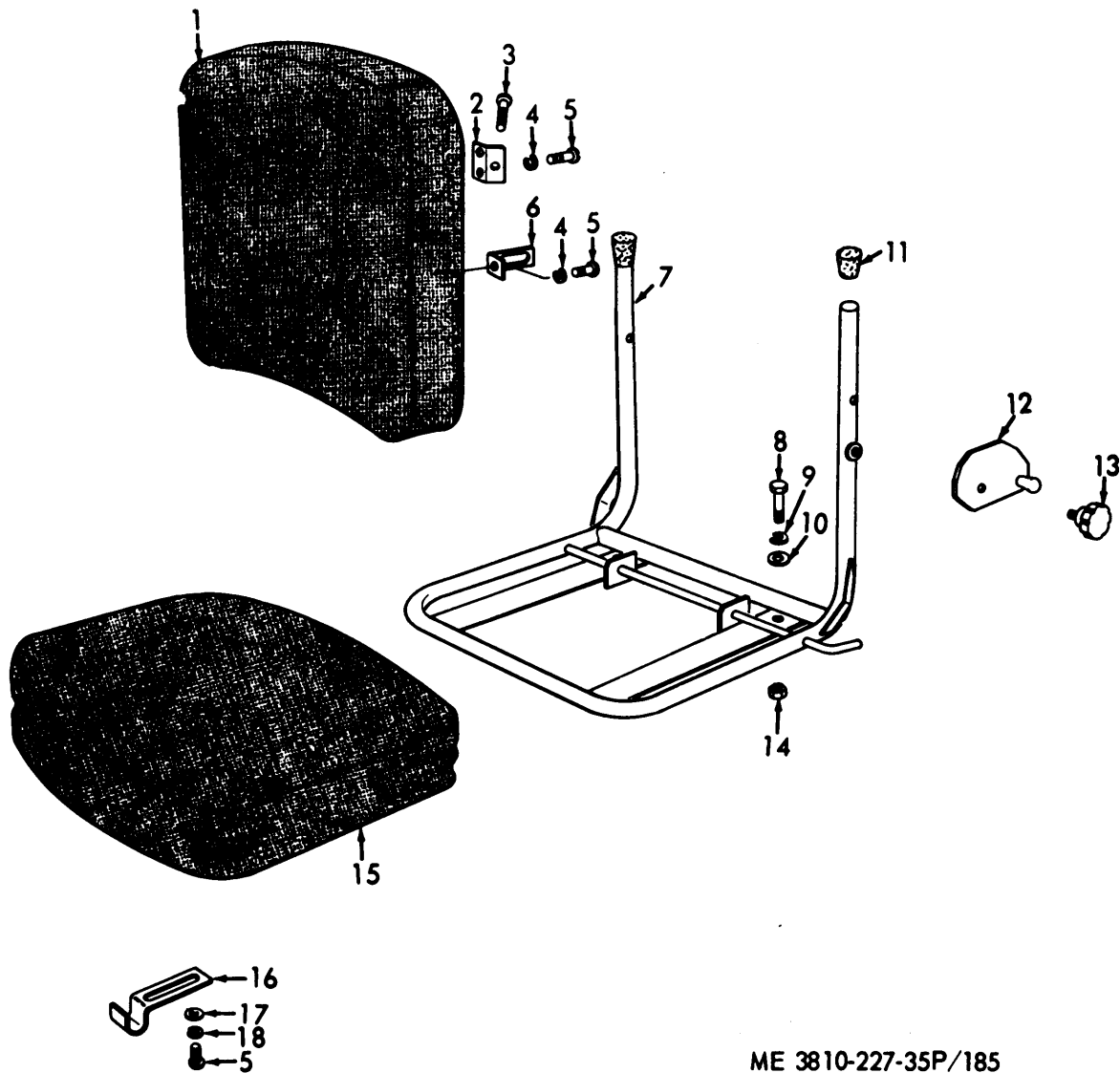


ME 3810-227-35P/184

Figure 122. Operators Cab, Top and Windows.

INDEX TO PARTS, FIGURE 122

Reference Number	Functional Group	Item Name	Reference Number	Functional Group	Item Name
1	1801	TOP	10	1801	WINDOW
2	1801	STRIP	11	1801	SEAL
3	1801	GLASS	12	1801	WINDOW
4	1801	STRIP	13	1801	WINDOW
5	1801	STRIP	14	1801	GRIP
6	1801	STRIP	15	1801	RETAINER
7	1801	GLASS	16	1801	WASHER
8	1801	SEAL	17	1801	SCREW
9	1801	WINDOW	18	1801	RETAINER

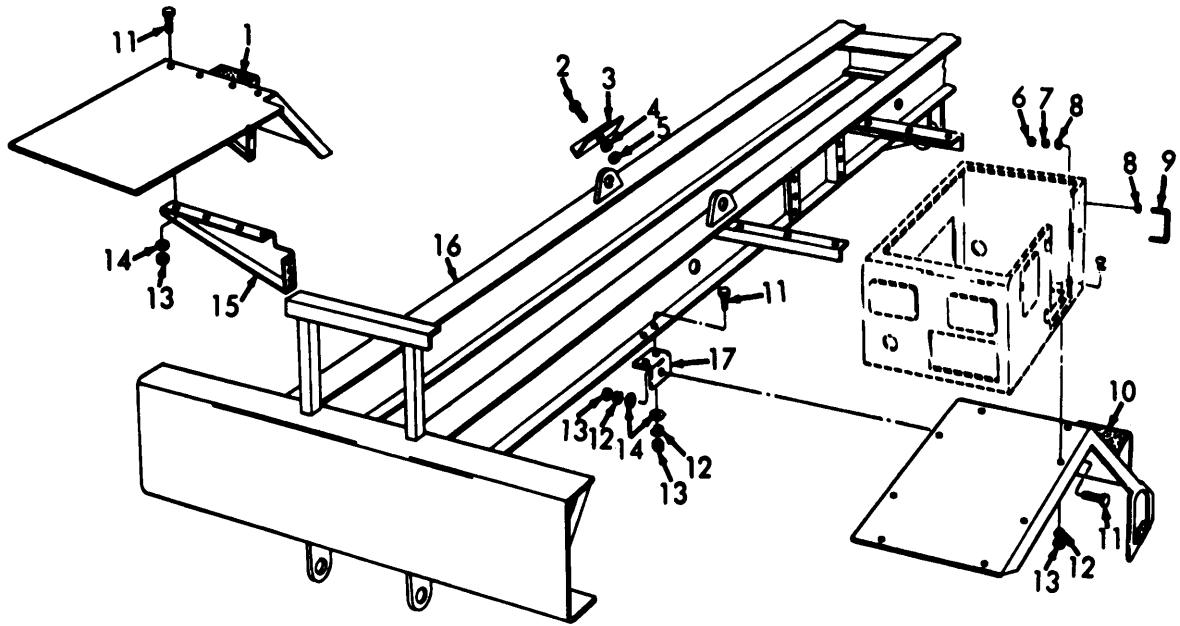


ME 3810-227-35P/185

Figure 123. Seat Frame and Cushions.

INDEX TO PARTS, FIGURE 123

Reference Number	Functional Group	Item Name	Reference Number	Functional Group	Item Name
1	1806	BACKREST	10	1806	WASHER
2	1806	BRACKET	11	1806	BOOT
3	1806	SCREW	12	1806	PLATE
4	1806	WASHER	13	1806	KNOB
5	1806	SCREW	14	1806	NUT
6	1806	BRACKET	15	1806	CUSHION
7	1806	FRAME	16	1806	BRACKET
8	1806	SCREW	17	1806	WASHER
9	1806	WASHER	18	1806	WASHER

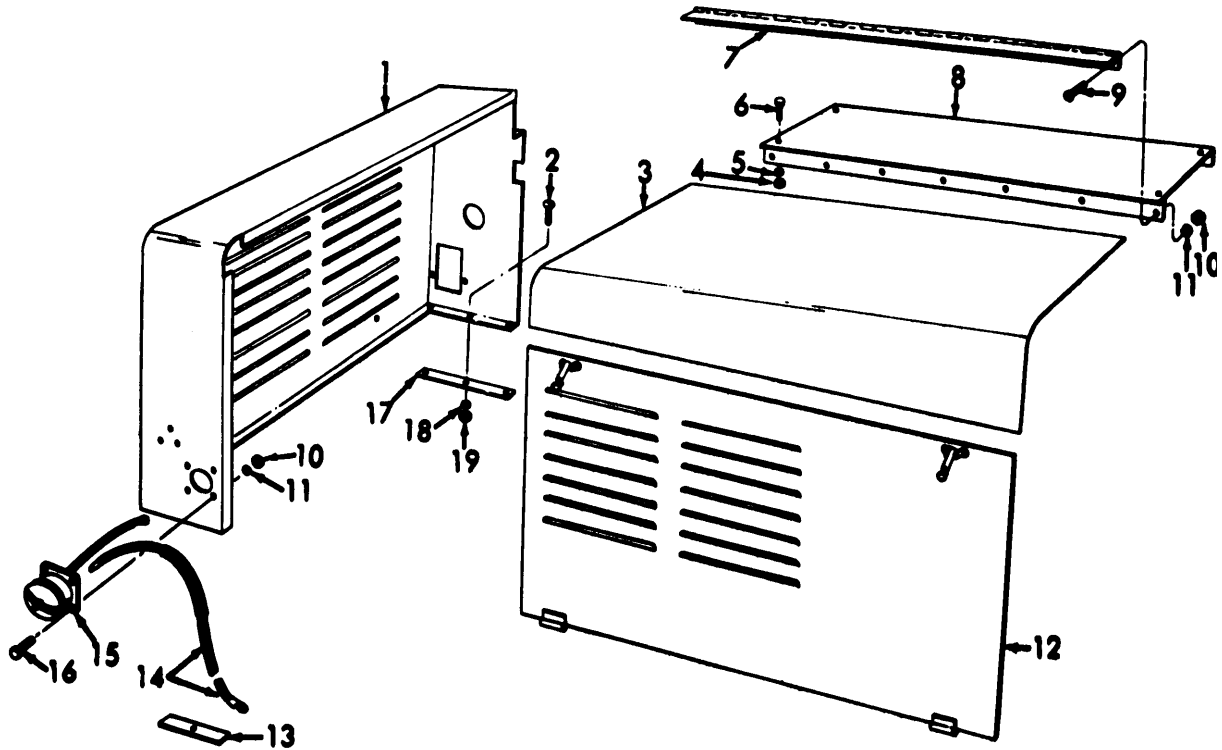


ME 3810-227-20P/124

Figure 124. Front Fenders, Cab Bottom, Main Frame.

INDEX TO PARTS, FIGURE 124

Reference Number	Functional Group	Item Name	Reference Number	Functional Group	Item Name
1	1801	FENDER	10	1801	FENDER
2	1501	SCREW	11	1801	SCREW
3	1501	ANGLE	12	1801	WASHER
4	1501	WASHER	13	1801	NUT
5	1501	NUT	14	1801	WASHER
6	1801	NUT	15	1801	SUPPORT
7	1801	WASHER	16	1 501	FRAME
8	1801	WASHER	17	1801	SUPPORT
9	1801	HANDLE			

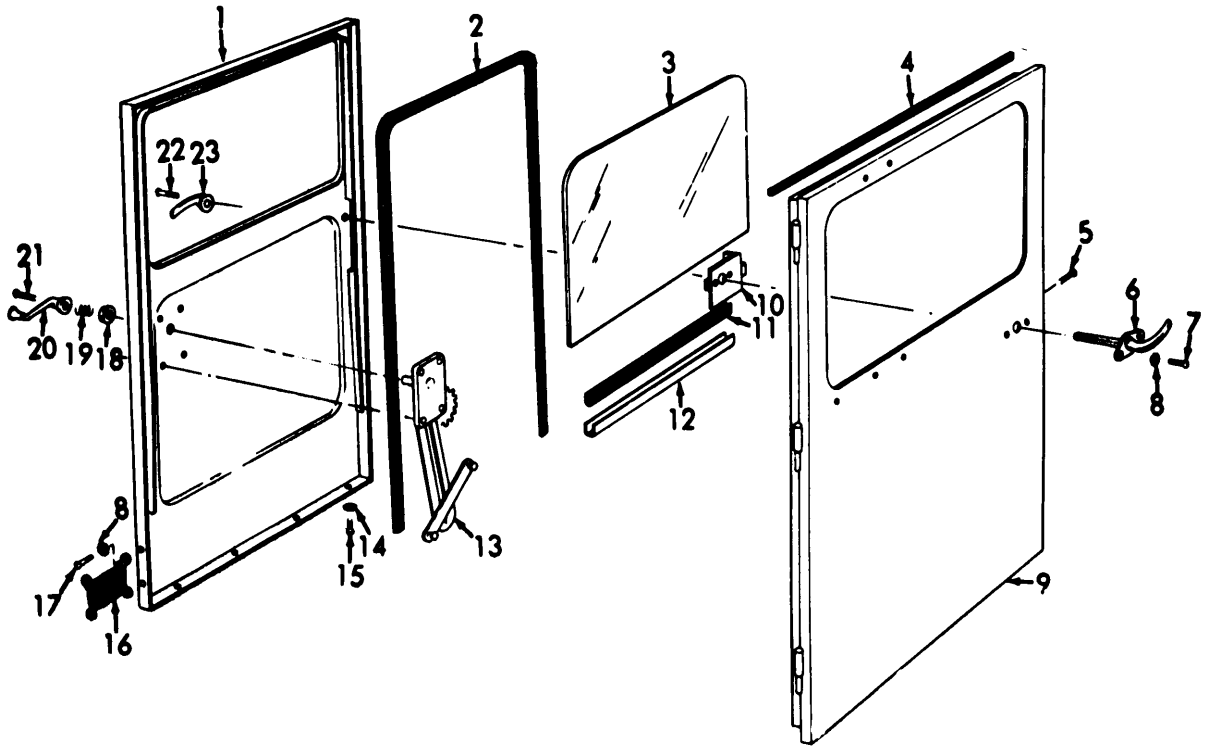


ME 3810-227-35P/187

Figure 125. Engine Rear Panel, Hood and Side Panel.

INDEX TO PARTS, FIGURE 125

Reference Number	Functional Group	Item Name	Reference Number	Functional Group	Item Name
1	1801	SHROUD	11	0608	WASHER
2	1801	SCREW	11	1801	WASHER
3	1801	HOOD	12	1801	PANEL
4	1801	NUT	13	1801	SPACER
5	1801	WASHER	14	0608	CABLE
6	1801	SCREW	15	0608	CONNECTOR
7	1801	HINGE	16	0608	SCREW
8	1801	PANEL	17	1801	SPACER
9	1801	SCREW	18	1801	WASHER
10	0608	NUT	19	1801	NUT
10	1801	NUT			

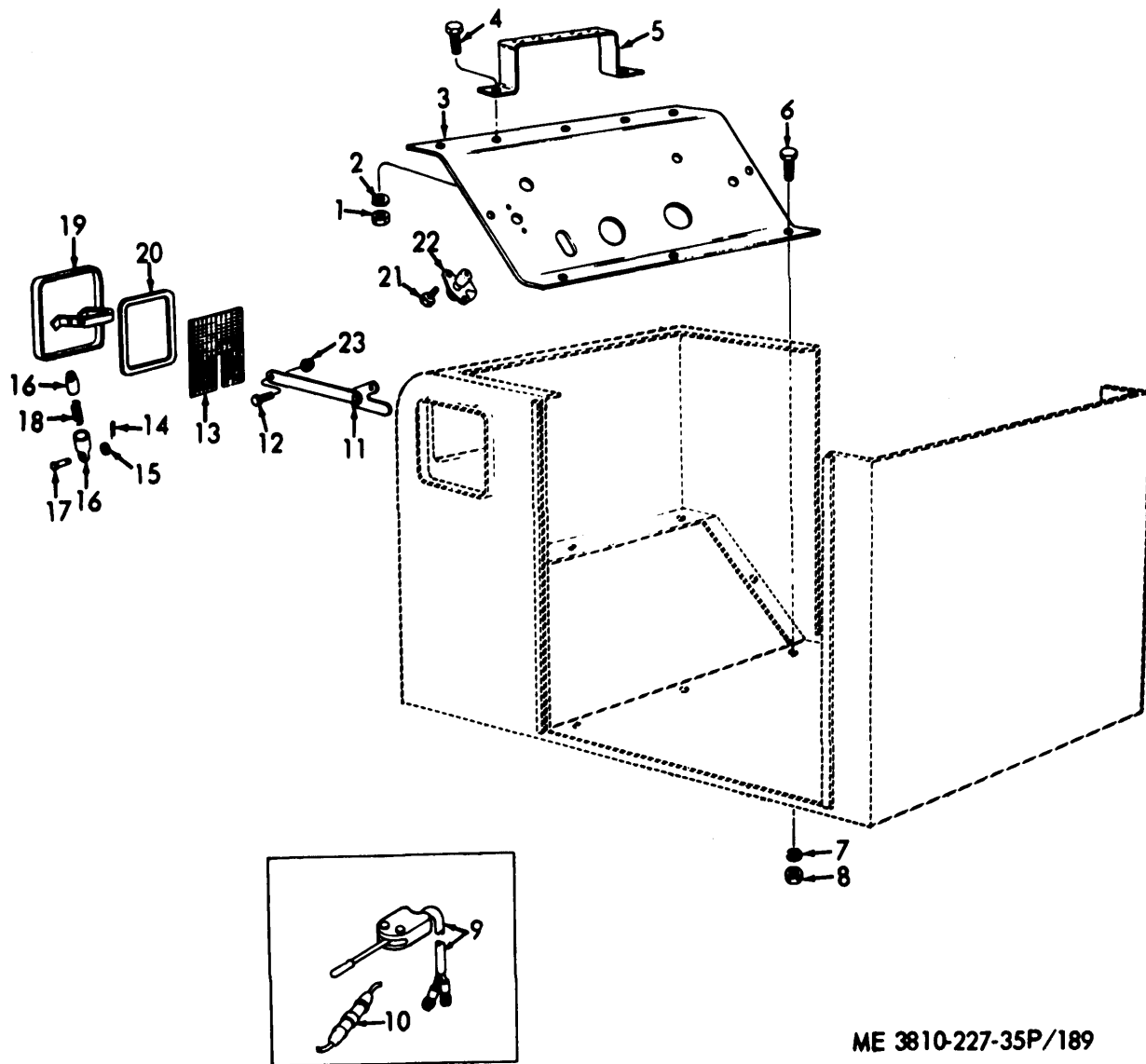


ME 3810-227-35P/188

Figure 126. Operators Cab Door.

INDEX: TO PARTS, FIGURE 126

Reference Number	Functional Group	Item Name	Reference Number	Functional Group	Item Name
1	?1801	PANEL AY	12	1801	LIFT
2	1801	CHANNEL	13	1801	REGULATOR
3	1801	GLASS	14	1801	WASHER
4	1801	STRIP	15	1801	SCREW
5	1801	SCREW	16	1801	STRAP
6	1801	HANDLE	17	1801	SCREW
7	1801	SCREW	18	1801	ESCUTCHEON
8	1801	WASHER	19	1801	SPRING
9	1801	OUTER DOOR- WELDMENT	20	1801	HANDLE
10	1801	LOCK	21	1801	SCREW
11	1801	EVERSEAL	22	1801	SCREW
			23	1801	HANDLE

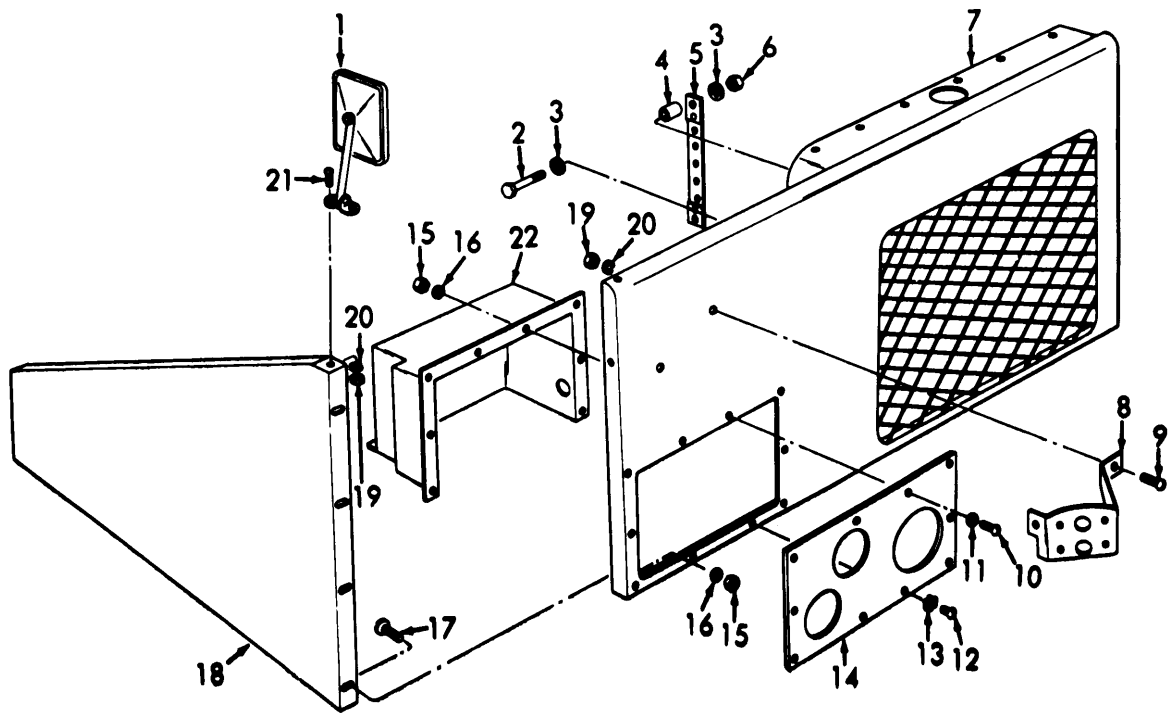


ME 3810-227-35P/189

Figure 127. Floorboard, Cab Ventilator, Dimer Switch end Mounting Hardware.

INDEX TO PARTS, FIGURE 127

Reference Number	Functional Group	Item Name	Reference Number	Functional Group	Item Name
1	0607	NUT	13	1801	SCREEN
2	0607	WASHER	14	1801	PIN
3	1801	FLOORBOARD	15	1801	WASHER
4	0607	SCREW	16	1801	TUBE
5	0607	BRACKET	17	1801	PIN
6	1801	SCREW	18	1801	SPRING
7	1801	WASHER	19	1801	DOOR
8	1801	NUT	20	1801	GASKET
9	0608	SWITCH AY	21	0608	SCREW
10	0608	FLASHER AY	22	0608	SWITCH
11	1801	CONTROL AY	23	1801	NUT
12	1801	BOLT			

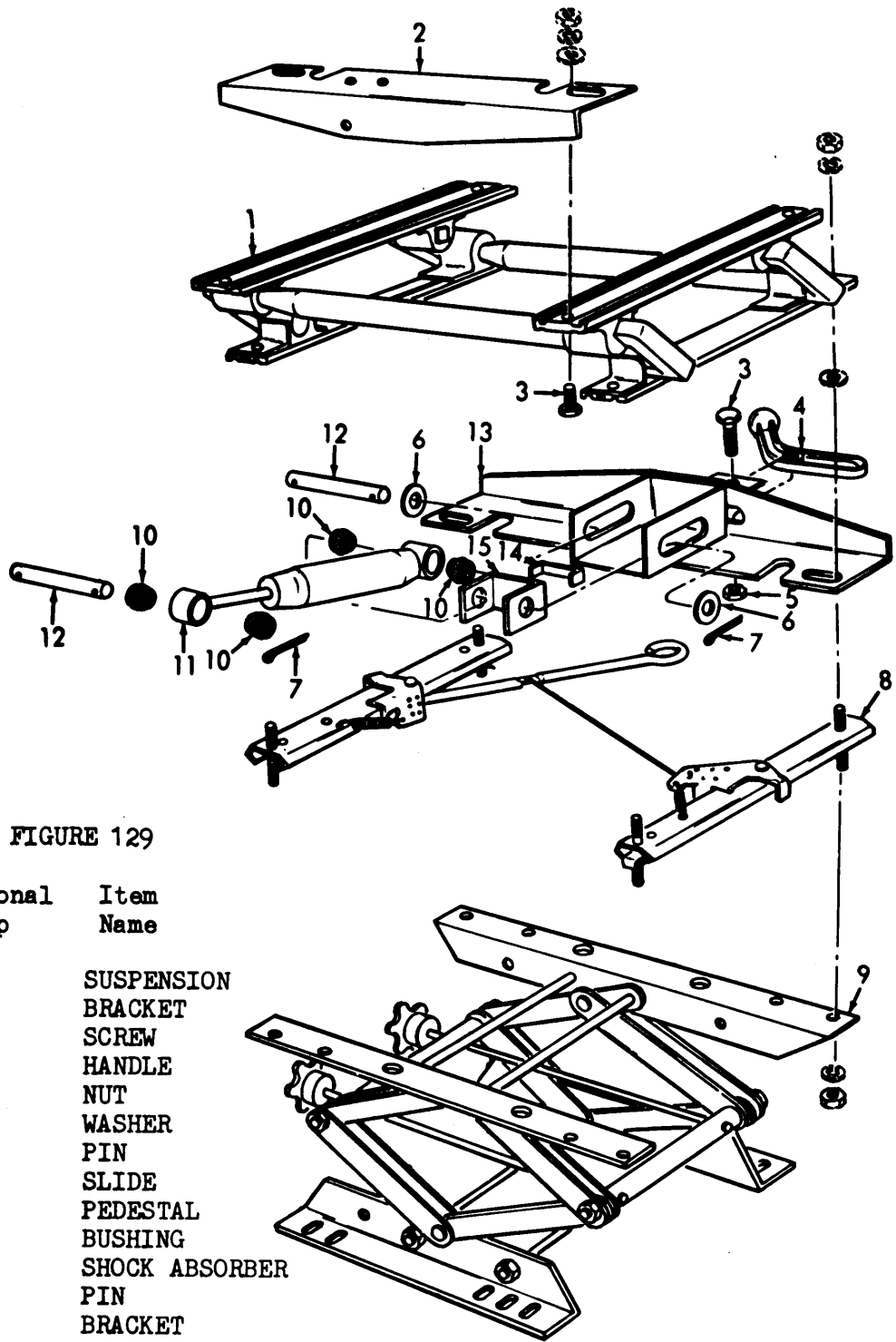


ME 3810-227-35P/190

Figure 128. Front and Side Panel, Mirror and Mounting Hardware.

INDEX TO PARTS, FIGURE 128

Reference Number	Functional Group	Item Name	Reference Number	Functional Group	Item Name
1	2202	MIRROR AY	13	1801	WASHER
2	0608	SCREW	14	1801	PANEL
3	0608	WASHER	15	1801	NUT
4	0608	SPACER	16	1801	WASHER
5	0608	BUS BAR AY	17	1801	BOLT
6	0608	NUT	18	1801	PANEL
7	1801	PANEL-GRILLE	19	0609	NUT
8	0609	BRACKET	19	2202	NUT
9	0609	SCREW	20	0609	WASHER
10	1801	SCREW	20	2202	WASHER
11	1801	WASHER	21	2202	SCREW
12	1801	SCREW	22	1801	SHIELD



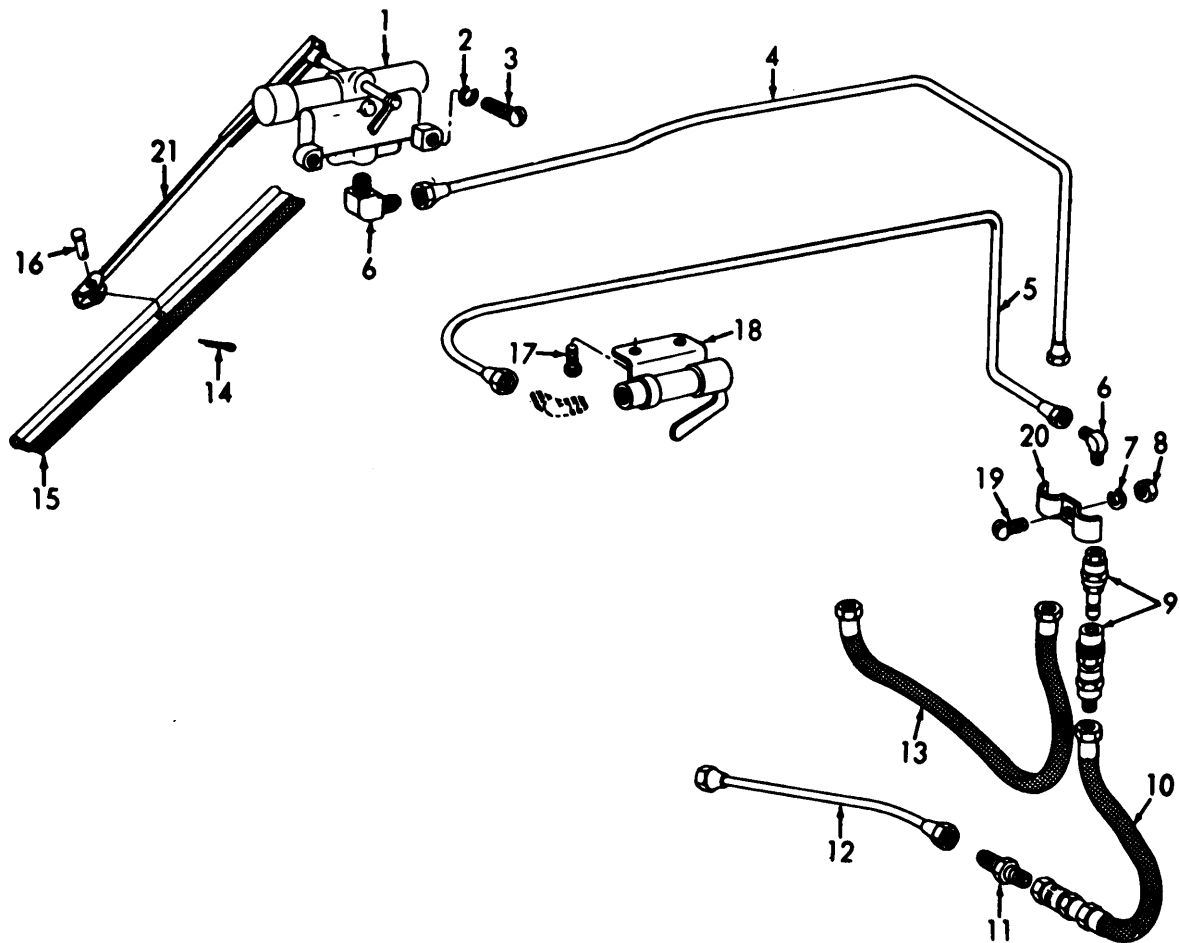
INDEX TO PARTS, FIGURE 129

Reference Number	Functional Group	Item Name
1	1806	SUSPENSION
2	1806	BRACKET
3	1806	SCREW
4	1806	HANDLE
5	1806	NUT
6	1806	WASHER
7	1806	PIN
8	1806	SLIDE
9	1806	PEDESTAL
10	1806	BUSHING
11	1806	SHOCK ABSORBER
12	1806	PIN
13	1806	BRACKET
14	1806	SPRING
15	1806	BRACKET

ME 3810-227-35P/191

Figure 129. Seat Pedestal, Shock Absorber and Mounting Hardware.



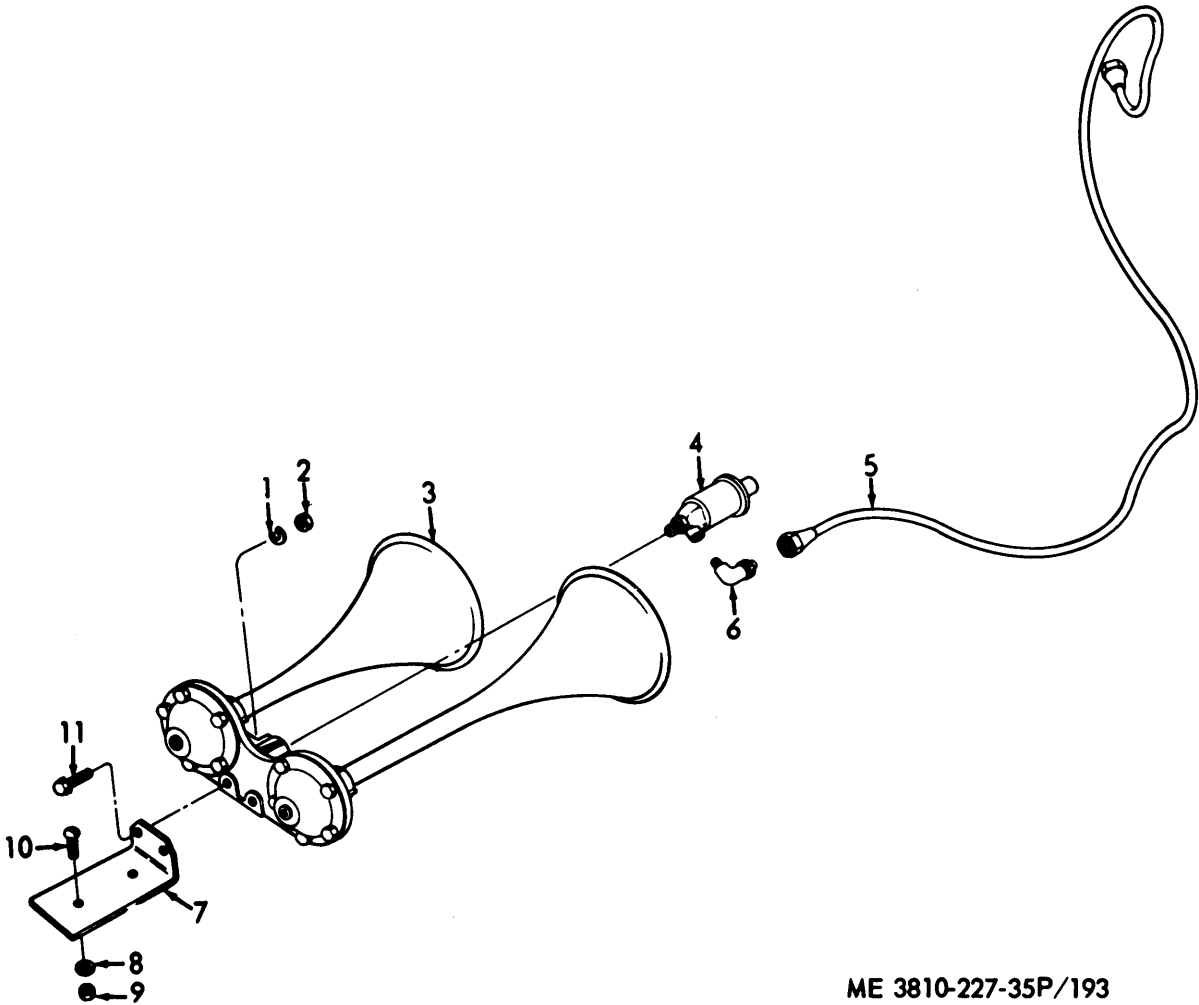


ME 3810-227-35P/192

Figure 130. Windshield Wiper Motor, Lines and Fittings.

INDEX TO PARTS, FIGURE 130

Reference Number	Functional Group	Item Name	Reference Number	Functional Group	Item Name
1	2202	MOTOR	12	2202	TUBE AY
2	2202	WASHER	13	1208	HOSE AY
3	2202	SCREW	14	2202	PIN
4	2202	TUBE AY	15	2202	BLADE
5	1208	TUBE AY	16	2202	PIN
6	1208	ELBOW	17	1208	SCREW
7	2202	WASHER	18	1208	WIGWAG
8	2202	NUT	19	2202	SCREW
9	1208	COUPLING AY	20	2202	STRAP
10	2202	HOSE AY	21	2202	ARM
11	2202	ADAPTER			



ME 3810-227-35P/193

Figure 131. Horn, Solenoid, Line and Mounting Bracket.

INDEX TO PARTS, FIGURE 131

Reference Number	Functional Group	Item Name	Reference Number	Functional Group	Item Name
1	2202	WASHER	7	2202	BRACKET
2	2202	NUT	8	2202	WASHER
3	2202	HORN AY	9	2202	NUT
4	0611	SOLENOID	10	2202	SCREW
5	2202	TUBE AY	11	2202	SCREW ASMBLD-
6	2202	ELBOW			WASHER

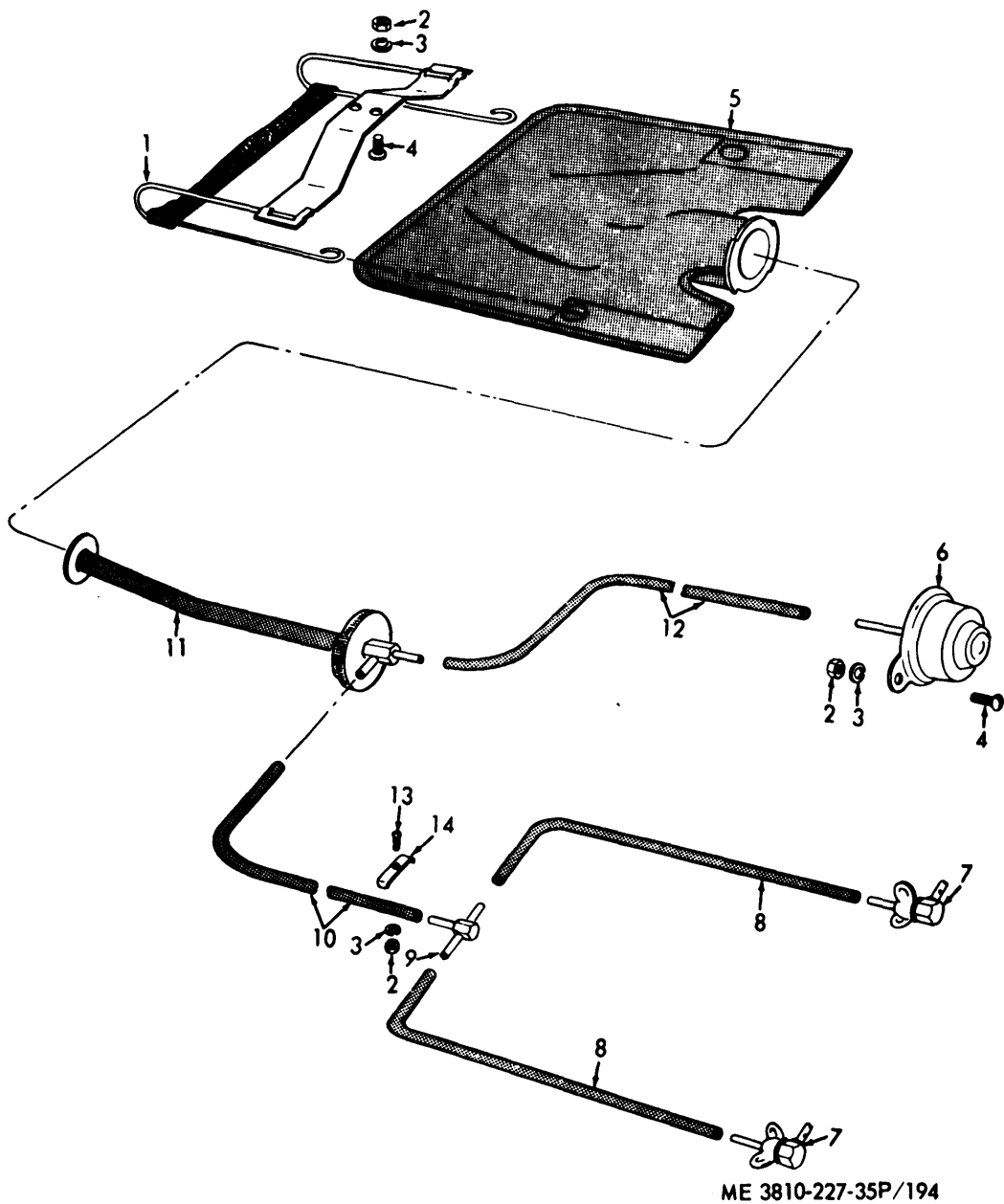
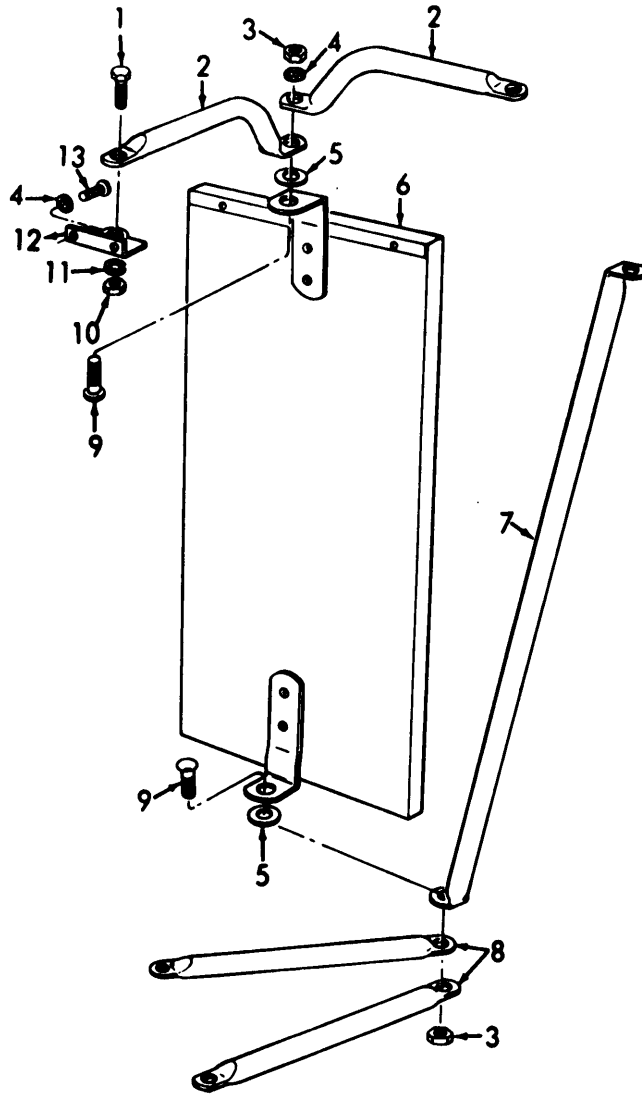


Figure 132. Windshield Washer, Control Valve, Spray Nozzle and Hoses.

INDEX TO PARTS, FIGURE 132

Reference Number	Functional Group	Item Name	Reference Number	Functional Group	Item Name
1	2202	BRACKET AY	8	2202	HOSE
2	2202	NUT	9	2202	CONNECTOR
3	2202	WASHER	10	2202	HOSE
4	2202	SCREW	11	2202	VALVE AY
5	2202	BAG AY	12	2202	HOSE
6	2202	PUMP AY	13	2202	SCREW
7	2202	NOZZLE AY	14	2202	STRAP

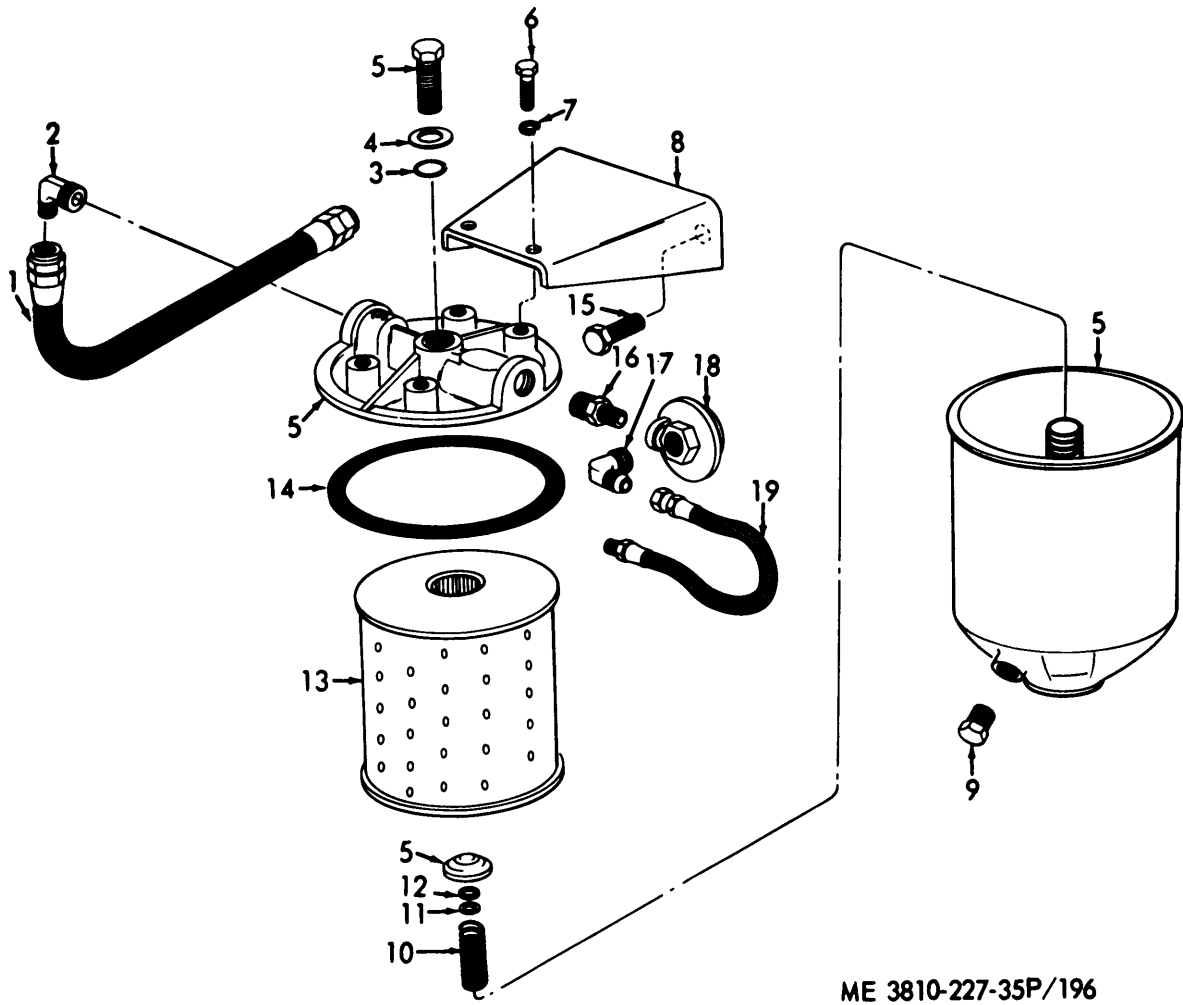


ME 3810-227-35P/195

Figure 133. Mirror and Braces.

INDEX TO PARTS, FIGURE 133

Reference Number	Functional Group	Item Name	Reference Number	Functional Group	Item Name
1	2202	SCREW	8	2202	BRACE
2	2202	BRACE	9	2202	SCREW
3	2202	NUT	10	2202	NUT
4	2202	WASHER	11	2202	WASHER
5	2202	WASHER	12	2202	BRACKET
6	2202	MIRROR	13	2202	SCREW
7	2202	BRACE			

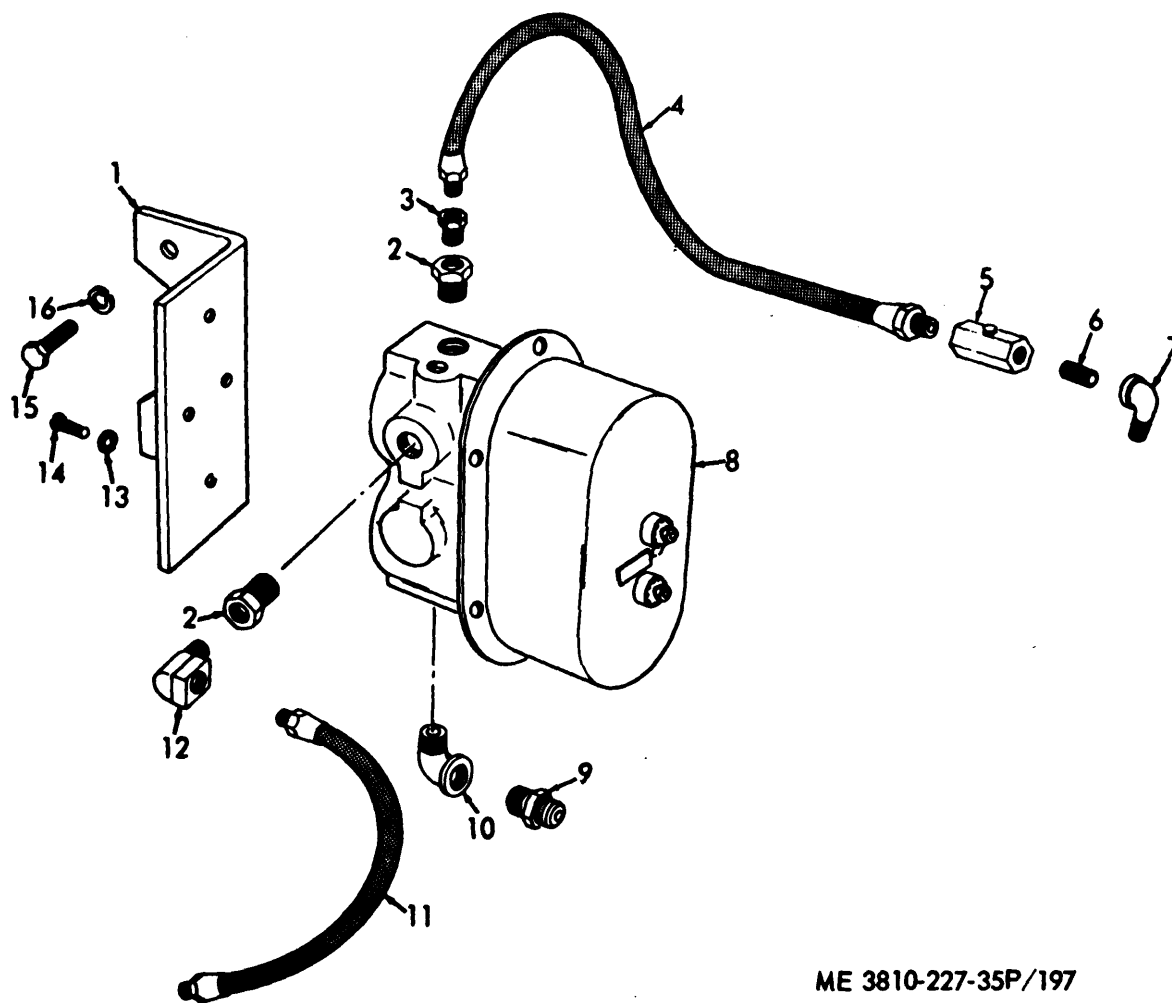


ME 3810-227-35P/196

Figure 134. Air Filter, Valve, Lines and Fittings, Transmission.

INDEX TO PARTS, FIGURE 134

Reference Number	Functional Group	Item Name	Reference Number	Functional Group.	Item Name
1	4316	HOSE .AY	11	4316	WASHER
2	4316	ELBOW	12	4316	O-RING
3	4316	PACKING	13	4316	ELEMENT
4	4316	GASKET	14	4316	GASKET
5	431 6	FILTER	15	4316	SCREW
6	4316	SCREW	16	4316	ADAPTER
7	4316	WASHER	17	4316	ELBOW
8	4316	BRACKET	18	4317	VALVE
9	4316	PLUG	19	4316	HOSE AY
10	431 6	SPRING			

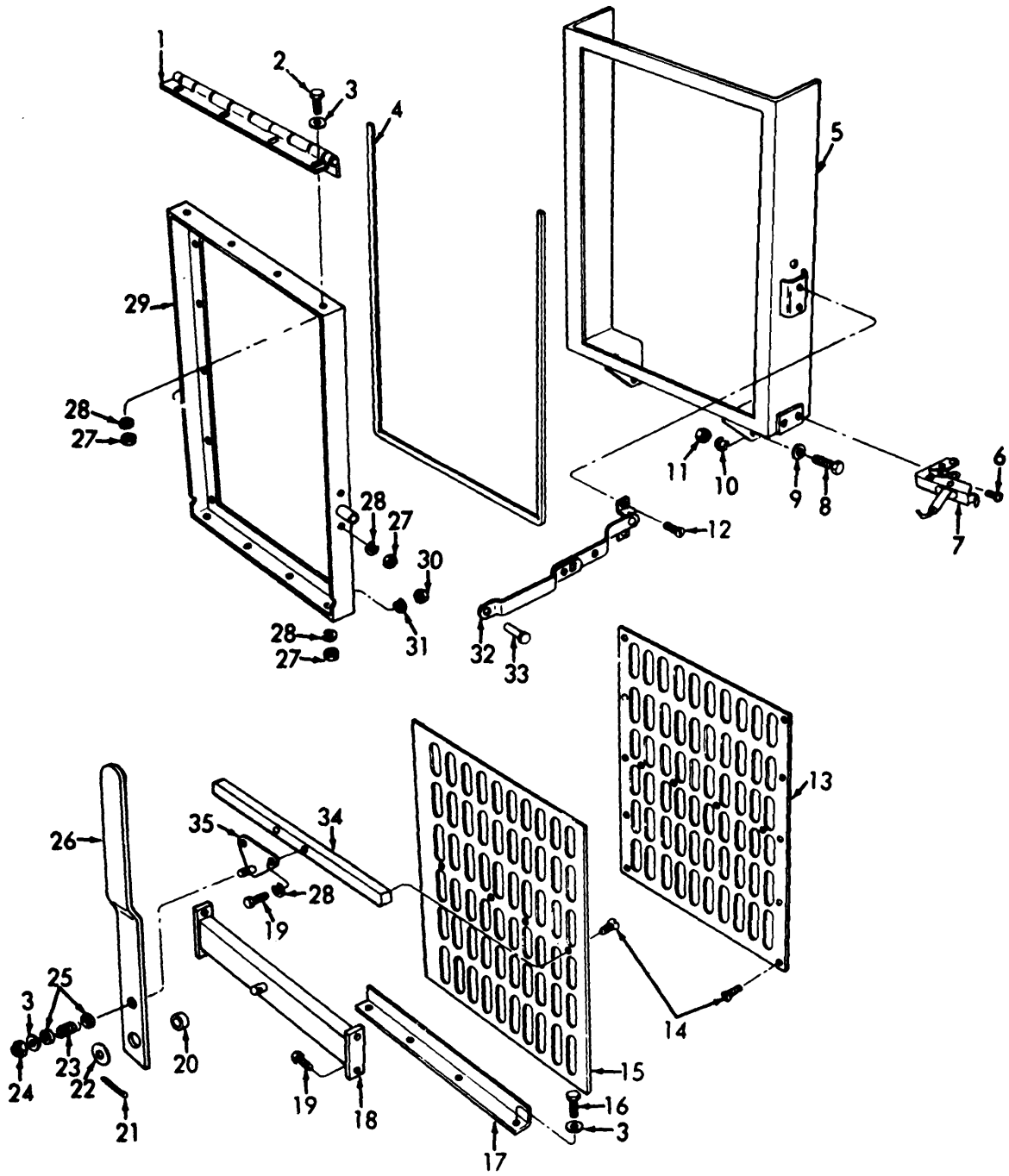


**ME 3810-227-35P/197**

Figure 135. Transmission Valve, Bracket, Lines and Fittings.

INDEX TO PARTS, FIGURE 135

Reference Number	Functional Group	Item Name	Reference Number	Functional Group	Item Name
1	4317	BRACKET	9	4316	ADAPTER
2	4316	BUSHING	10	4316	ELBOW
3	4316	A)ADAPTER	11	4316	LINE
4	4316	HOSE AY	12	4316	ELBOW
5	4316	RESTRICTOR	13	4317	WASHER
6	4316	NIPPLE	14	4317	SCREW
7	4316	ELBOW	15	4317	WASHER
8	4317	VALVE	16	4317	SCREW



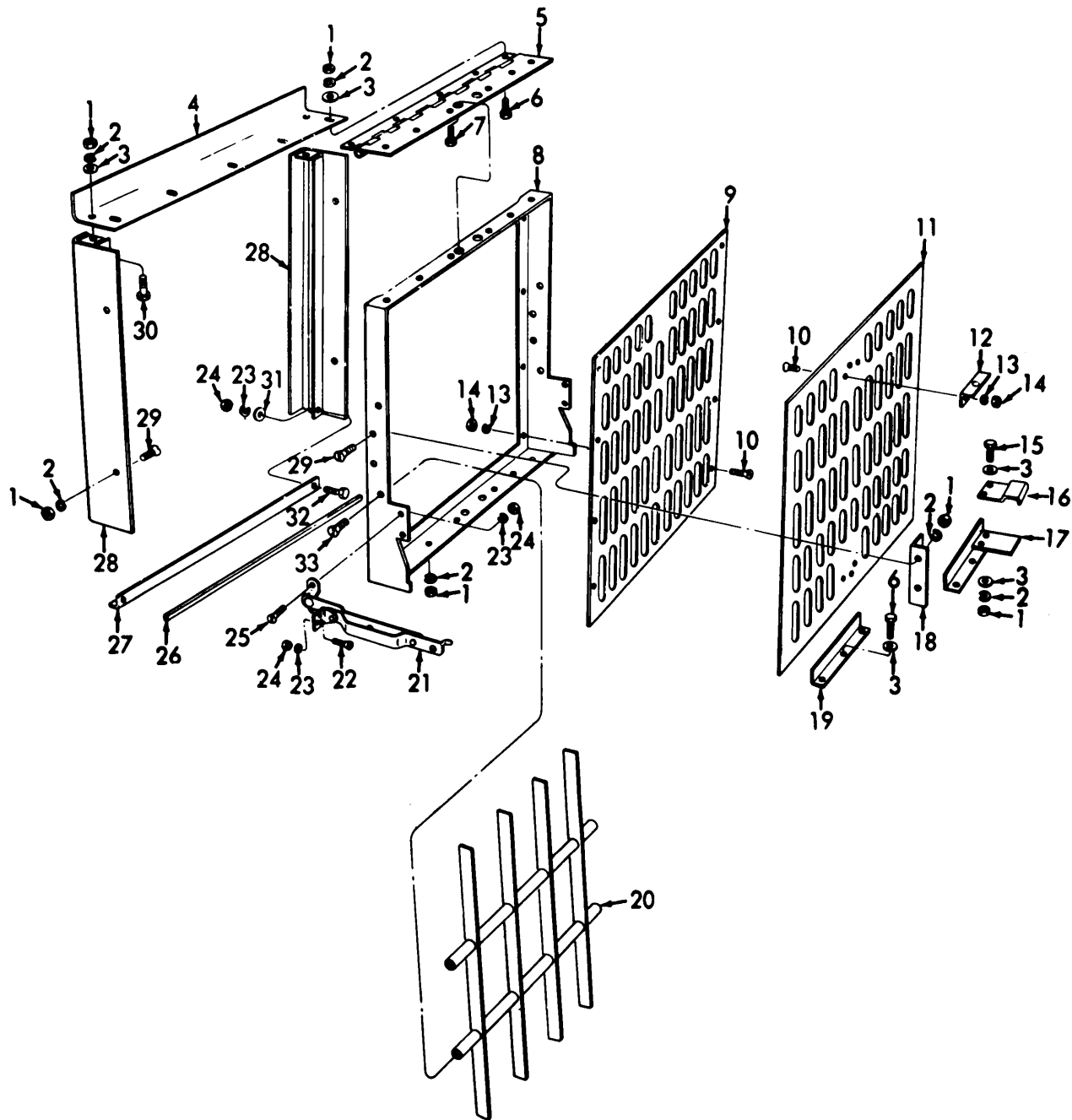
ME 3810-227-35P/201

Figure 136. Winter Front.

INDEX TO PARTS, FIGURE 136

Reference Number	Functional Group	Item Name	Reference Number	Functional Group	Item Name
1	0501	HINGE	19	0501	BOLT
2	0501	BOLT	20	0501	BUSHING
3	0501	WASHER	21	0501	PIN
4	0501	SEAL	22	0501	WASHER
5	0501	RADIATOR	23	0501	SPRING
6	0501	SCREW	24	0501	NUT
7	0501	LATCH	25	0501	WASHER
8	0501	BOLT	26	0501	HANDLE
9	0501	WASHER	27	0501	NUT
10	0501	WASHER	28	0501	WASHER
11	0501	NUT	29	0501	FRAME
12	0501	SCREW	30	0501	NUT
1"3	0501	SHUTTER	31	0501	WASHER
14	0501	SCREW	32	0501	LEG BRACE
15	0501	SHUTTER	33	0501	PIN
16	0501	BOLT	34	0501	GUIDE BAR
17	0501	GUIDE	35	0501	PLATE AY
18	0501	CROSS BAR			



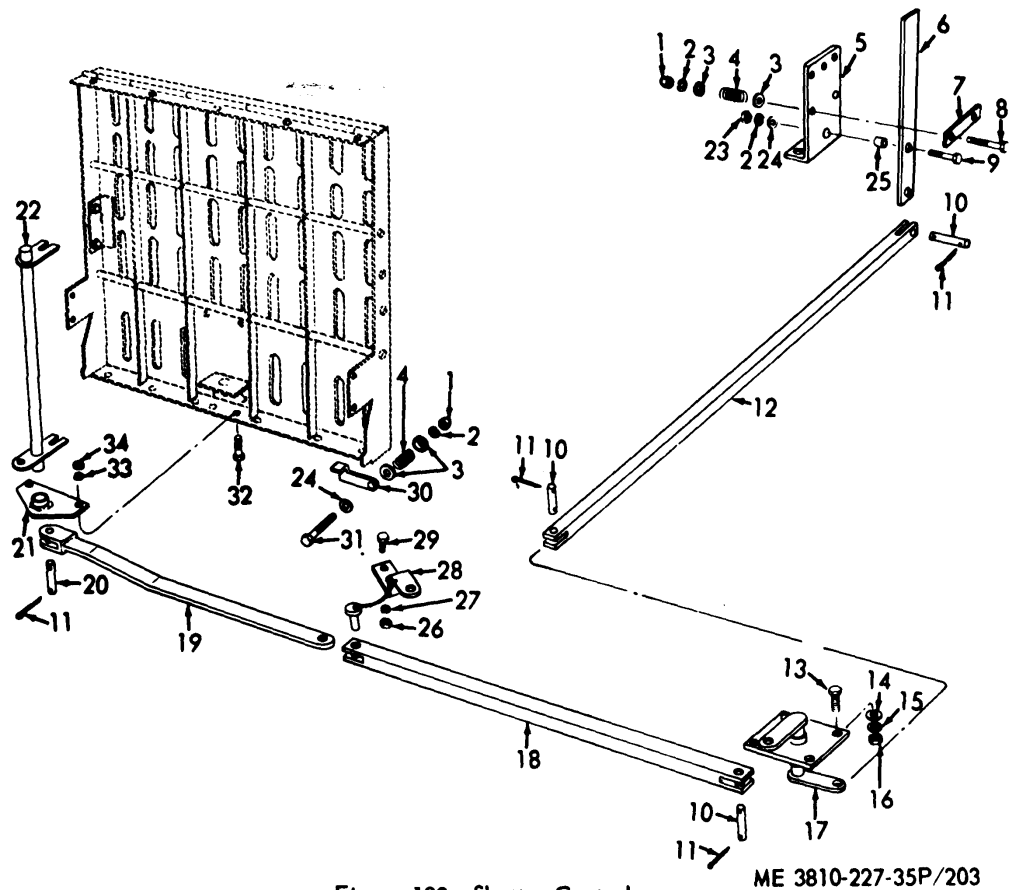


ME 3810-227-35P/202

Figure 137. Shutter Frame.

INDEX TO PARTS, FIGURE 137

Reference Number	Functional Group	Item Name	Reference Number	Functional Group	Item Name
1	0501	NUT	18	4501	GUIDE
2	0501	WASHER	19	0501	GUIDE
3	0501	WASHER	20	0501	GUARD AY
4	0501	ANGLE	21	0501	BRACE
5	0501	HINGE AY	22	0501	SCREW
6	0501	BOLT	23	0501	WASHER
7	0501	SCREW	24	0501	NUT
8	0501	FRAME AY	25	0501	SCREW
9	0501	SHUTTER	26	0501	STRIP
10	0501	SCREW	27	0501	ANGLE
11	0501	SHUTTER	28	0501	BRACKET AY
12	0501	ANGLE AY	29	0501	SCREW
13	0501	WASHER	30	0501	BOLT
14	0501	NUT	31	0501	WASHER
15	0501	BOLT	32	0501	BOLT
16	0501	BRACKET	33	0501	SCREW
17	0501	GUIDE			

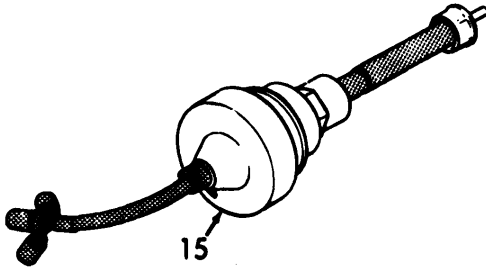
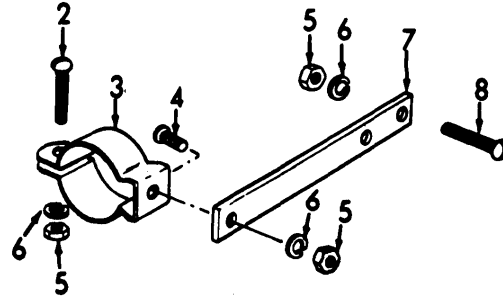
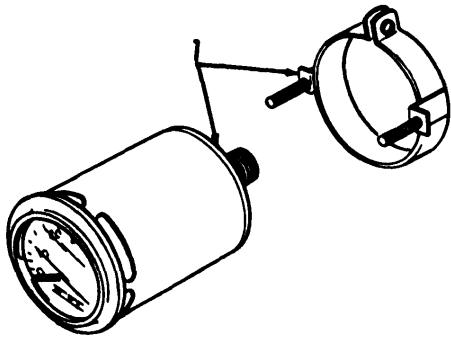


ME 3810-227-35P/203

Figure 138. Shutter Controls.

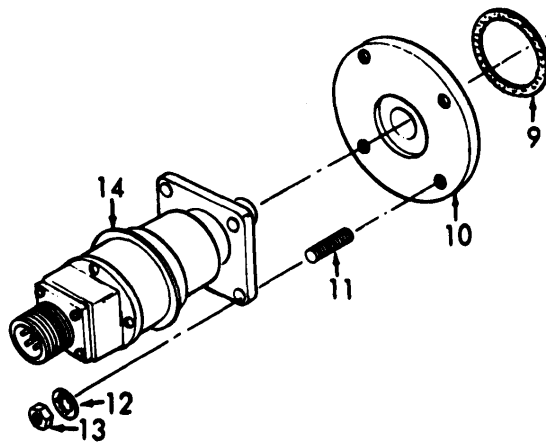
INDEX TO PARTS, FIGURE 138

Reference Number	Functional Group	Item Name	Reference Number	Functional Group	Item Name
1	0501	NUT	18	0501	ARM
2	0501	WASHER	19	0501	ARM AY
3	0501	WASHER	20	0501	PIN
4	0501	SPRING	21	0501	ROD
5	0501	BRACKET AY	22	0501	ROD AY
6	0501	HANDLE	23	0501	NUT
7	0501	RETAINER	24	0501	WASHER
8	0501	BOLT	25	0501	BUSHING
9	0501	SCREW	26	0501	NUT
10	0501	PIN	27	0501	WASHER
11	0501	PIN	28	0501	LINKAGE AY
12	0501	LINKAGE ARM	29	0501	SCREW
13	0501	SCREW	30	0501	HOLDDOWN
14	0501	WASHER	31	0501	BOLT
15	0501	WASHER	32	0501	SCREW
16	0501	NUT	33	0501	WASHER
17	0501	BRACKET AY	34	0501	NUT



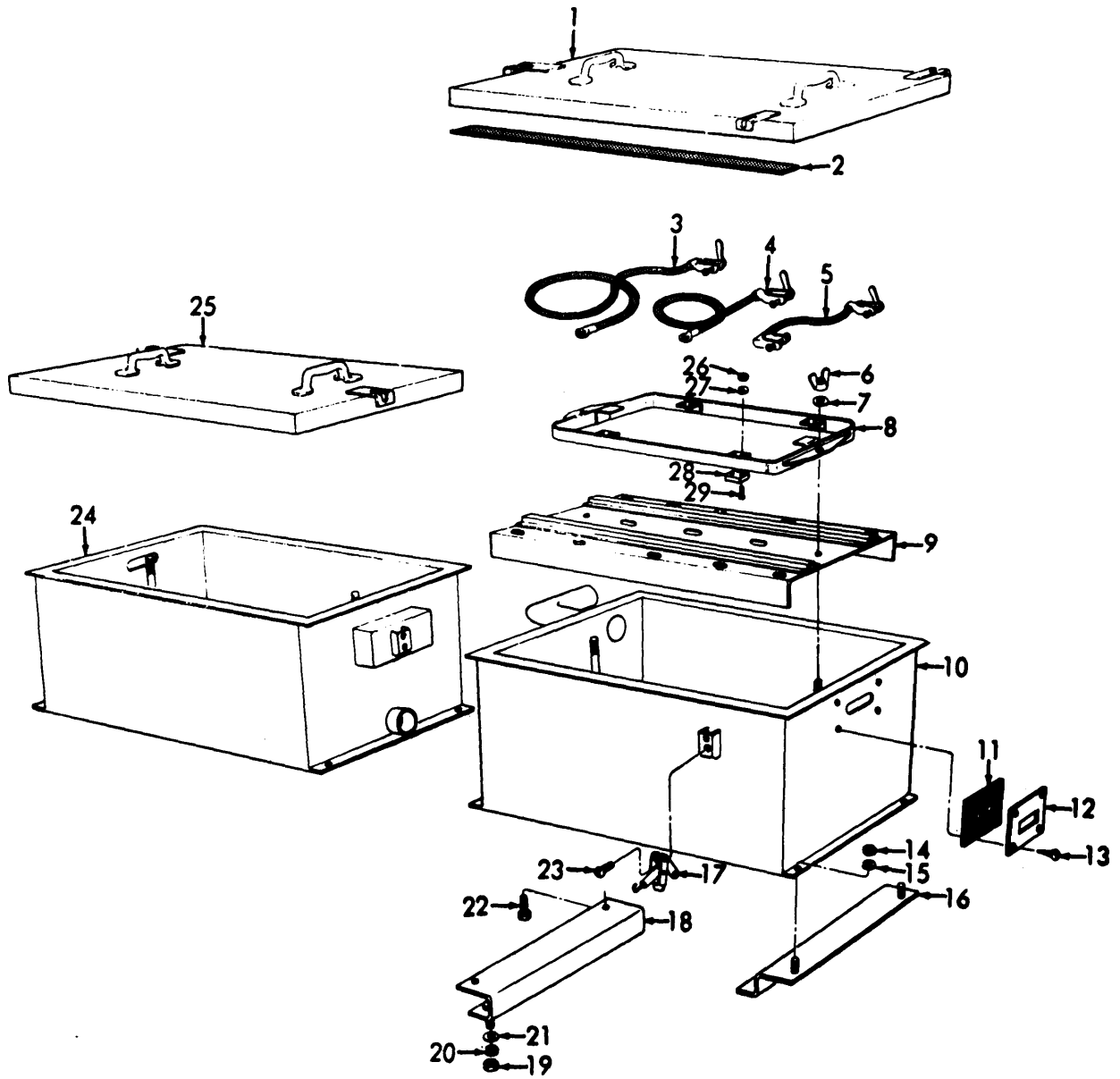
ME 3810-227-35P/204

INDEX TO PARTS, FIGURE 139



Reference Number	Functional Group	Item Name
1	0607	TACHOMETER
2	0607	BOLT
3	0607	CLAMP
4	0607	BOLT
5	0607	NUT
6	0607	WASHER
7	0607	BRACKET
8	0607	BOLT
9	0607	WASHER
10	0607	COUPLING
11	0607	STUD
12	0607	WASHER
13	0607	NUT
14	0607	SWITCH
15	0607	SWITCH

Figure 139. Tachometer, Speedometer, Drives and Brackets.

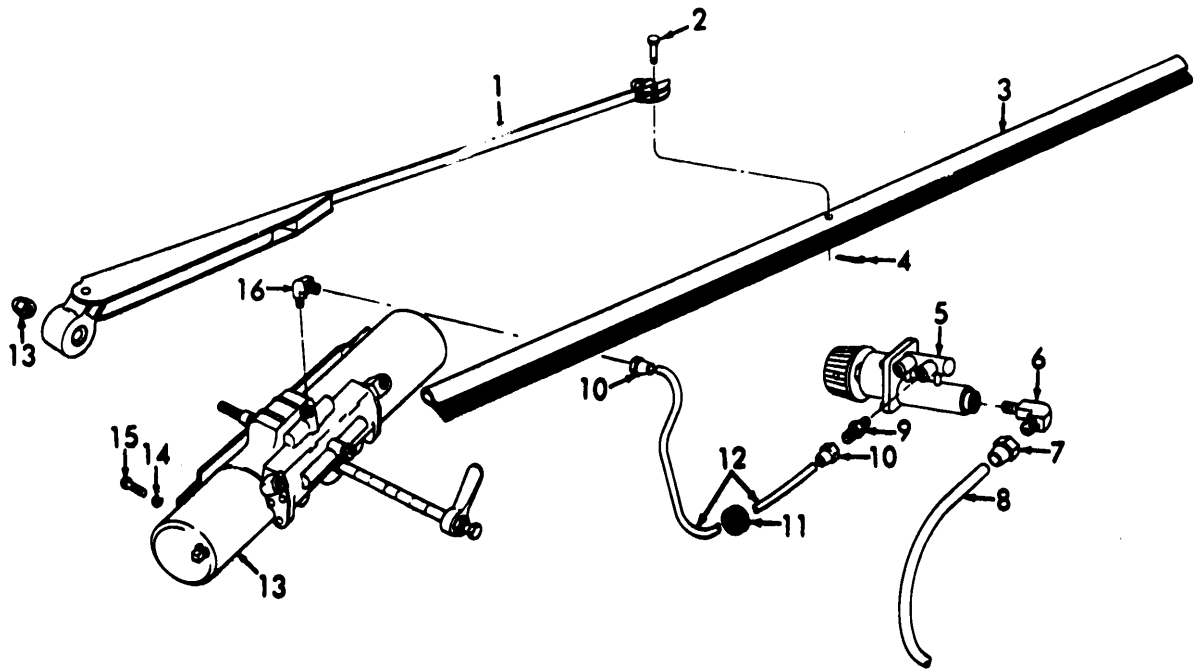


ME 3810-227-35P/205

Figure 140. Battery Boxes, Wire, Covers, Hold Down and Spacer.

INDEX TO PARTS, FIGURE 140

Reference Number	Functional Group	Item Name	Reference Number	Functional Group	Item Name
1	0612	COVER	16	0612	SUPPORT
2	0612	SEAL	17	0612	LATCH
3	0612	CABLE AY	18	0612	SUPPORT
4	0612	CABLE AY	19	0612	NUT
5	0612	CABLE	20	0612	WASHER
6	0612	NUT	21	0612	WASHER
7	0612	WASHER	22	0612	SCREW
8	0612	HOLDDOWN	23	0612	SCREW
9	0612	SPACER AY	24	0612	BOX
10	0612	BOX	25	0612	COVER AY
11	0612	PAD	26	0612	NUT
12	C ,	RETAINER	27	0612	WASHER
13	0612	SCREW	28	0612	BLOCK
14	0612	NUT	29	0612	SCREW
15	0612	WASHER			

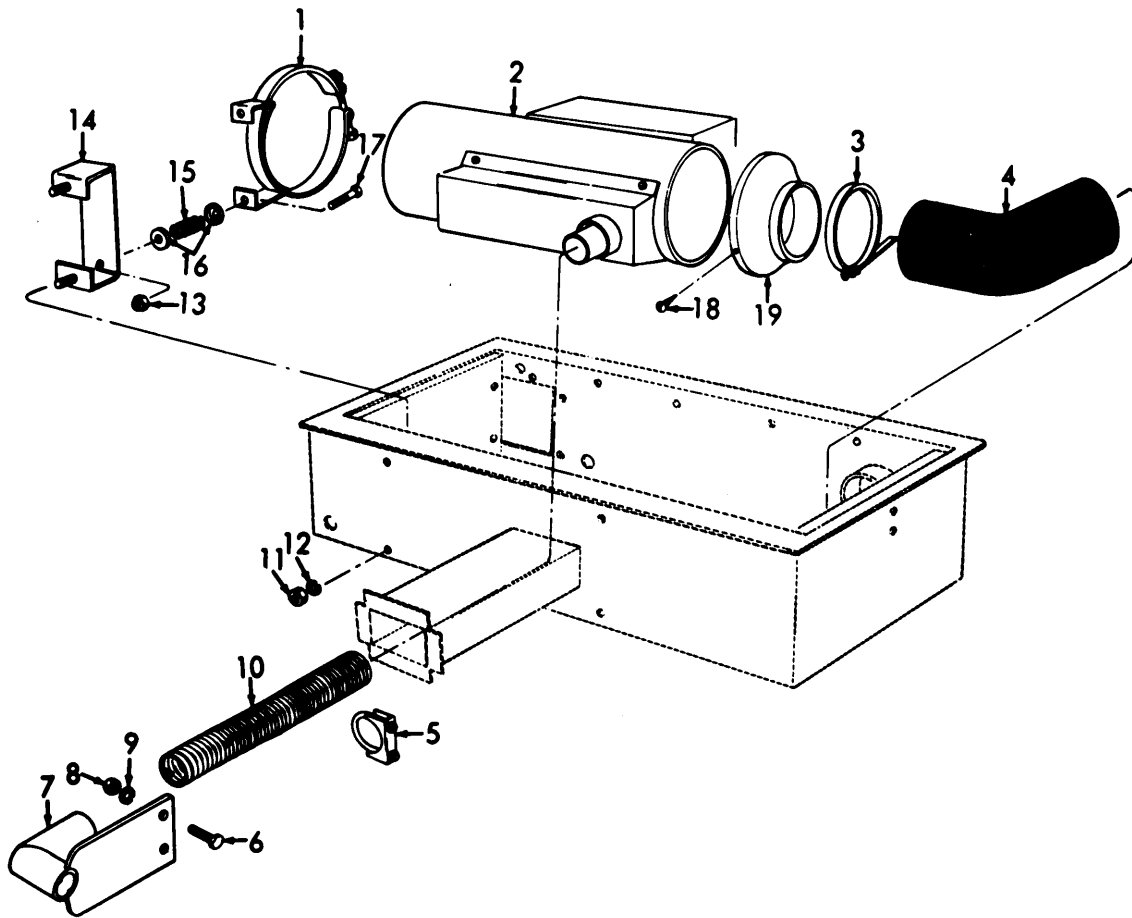


ME 3810-227-35P/206

Figure 141. Windshield Wiper Motor, Valve, Blade, Arm, Lines and Fittings.

INDEX TO PARTS, FIGURE 141

Reference Number	Functional Group	Item Name	Reference Number	Functional Group	Item Name
1	2202	ARM	9	2202	NIPPLE
2	2202	PIN	10	2202	NUT
3	2202	BLADE	11	2202	GROMMET
4	2202	PIN	12	2202	TUBING
5	2202	VALVE	13	2202	MOTOR
6	2202	ELBOW	14	2202	WASHER
7	2202	NUT	15	2202	SCREW
8	2202	TUBING	16	2202	ELBOW



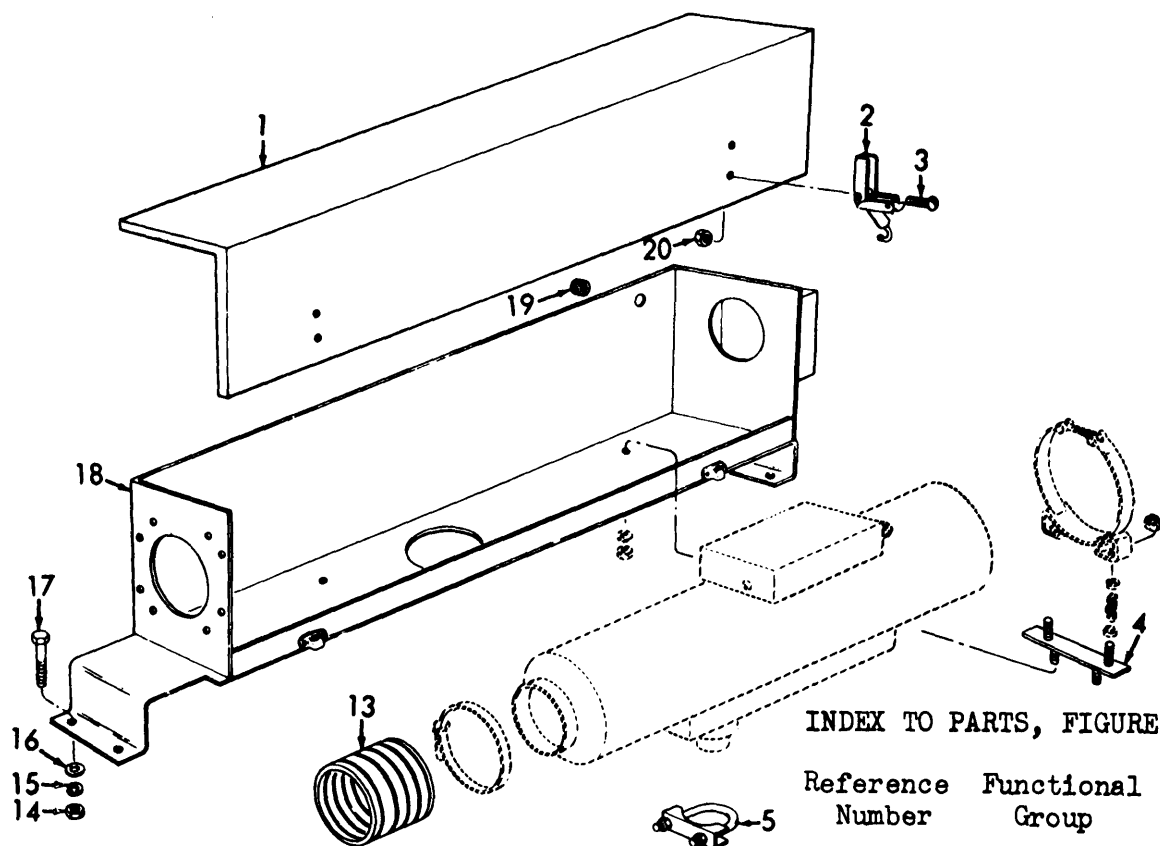
ME 3810-227-35P/207

Figure 142. Personnel Heater, Tubing and Mounting Brackets.

INDEX TO PARTS, FIGURE 142

Reference Number	Functional Group	Item Name	Reference Number	Functional Group	Item Name
1	2202	CLAMP AY	11	2202	NUT
2	2202	HEATER AY	12	2202	WASHER
3	2202	CLAMP	13	2202	NUT
4	2202	HOSE	14	2202	BRACKET
5	2202	CLAMP	15	2202	SPRING
6	2202	BOLT	16	2202	WASHER
7	2202	BRACKET	17	2202	SCREW
8	2202	NUT	18	2202	SCREW
9	2202	WASHER	19	2202	FUNNEL
10	2202	TUBING			



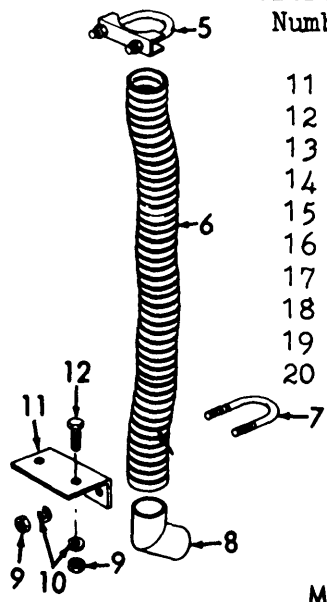


INDEX TO PARTS, FIGURE 143 (cont)

INDEX TO PARTS, FIGURE 143

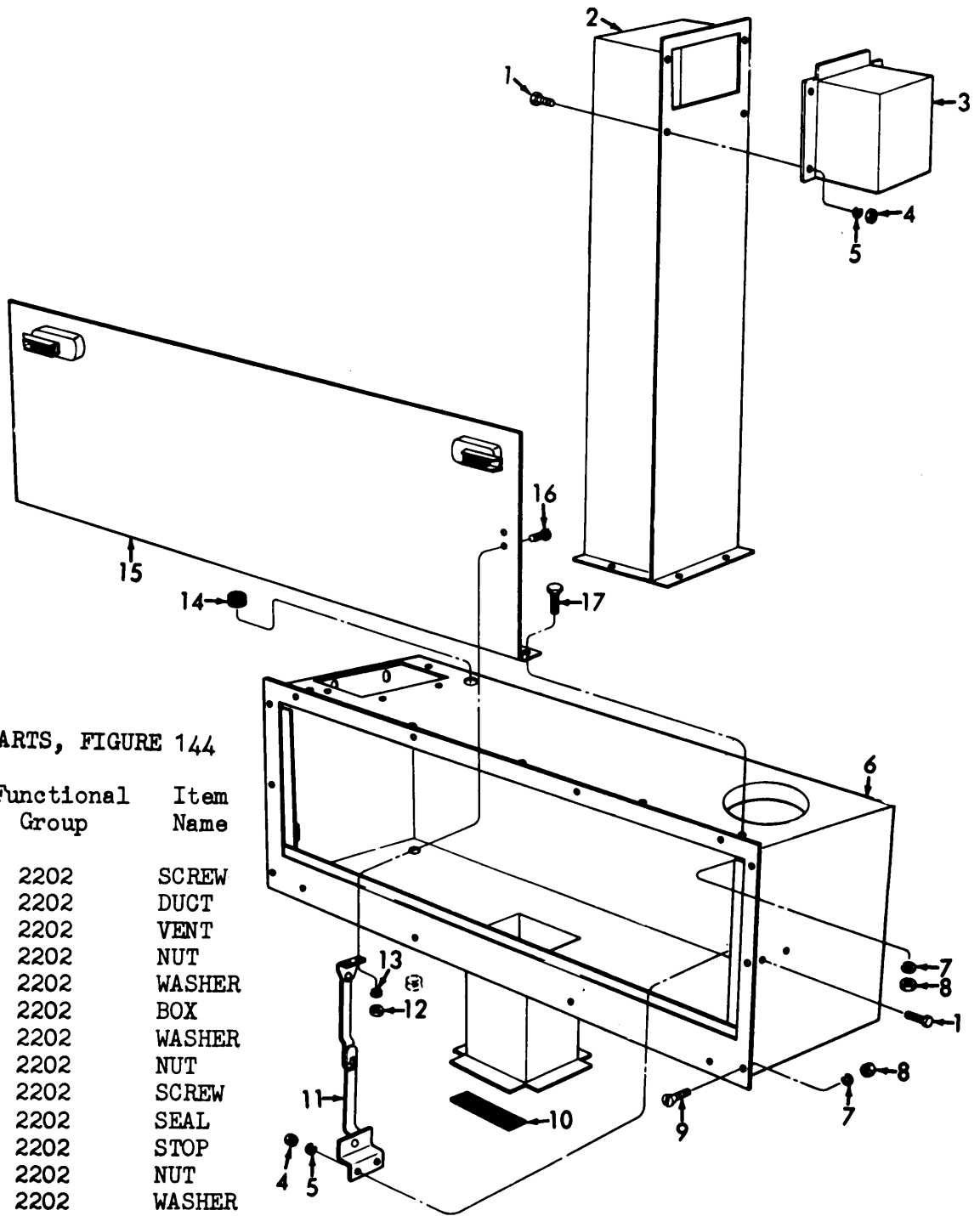
Reference Number	Functional Group	Item Name
1	2202	COVER
2	2202	LATCH
3	2202	SCREW
4	2202	BAR
5	2202	CLAMP
6	2202	TUBING
7	2202	U-BOLT
8	2202	DEFLECTOR
9	2202	NUT
10	2202	WASHER

Reference Number	Functional Group	Item Name
11	2202	BRACKET
12	2202	BOLT
13	2202	HOSE
14	2202	NUT
15	2202	WASHER
16	2202	WASHER
17	2202	SCREW
18	2202	BOX
19	2202	GROMMET
20	2202	NUT



ME 3810-227-35P/208

Figure 143. Heater Box, Tubing and Mounting Brackets.

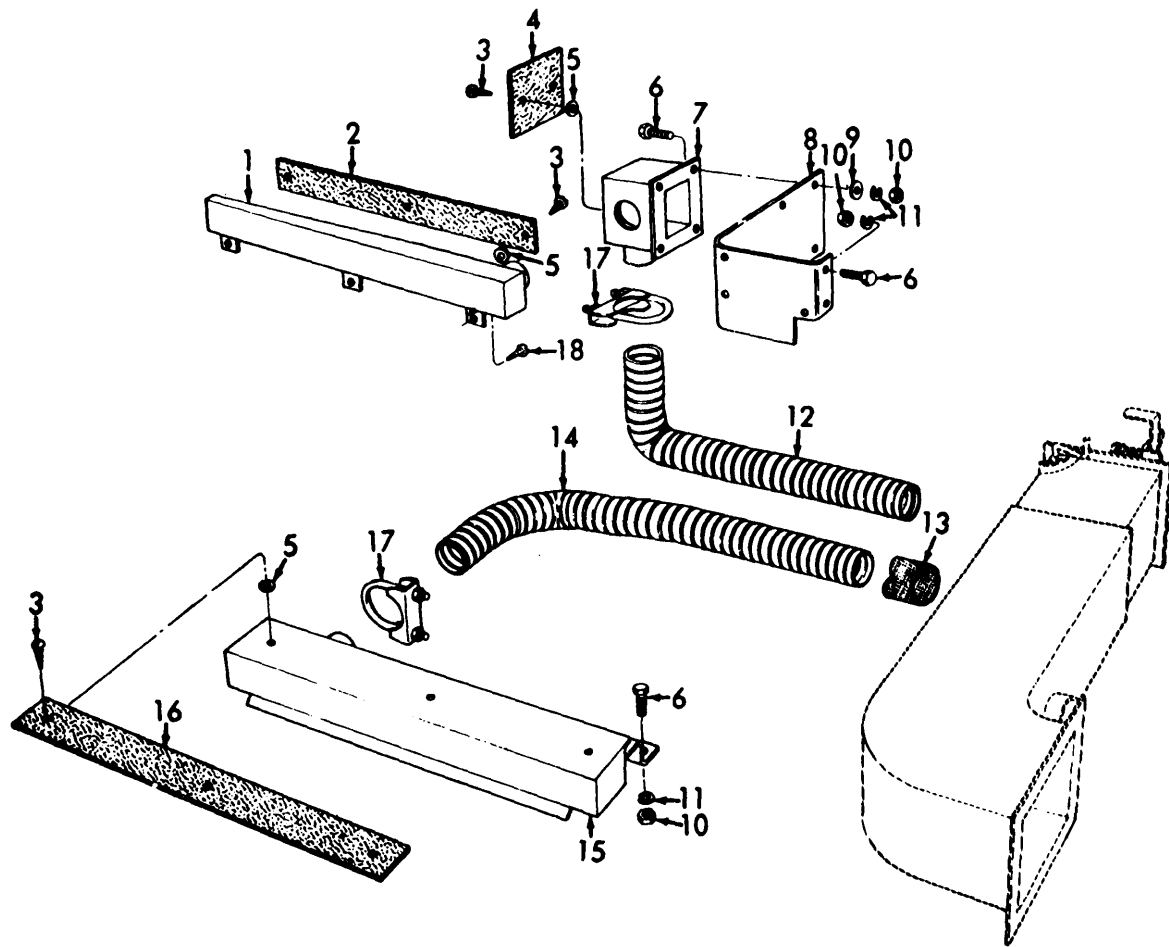


INDEX TO PARTS, FIGURE 144

Reference Number	Functional Group	Item Name
1	2202	SCREW
2	2202	DUCT
3	2202	VENT
4	2202	NUT
5	2202	WASHER
6	2202	BOX
7	2202	WASHER
8	2202	NUT
9	2202	SCREW
10	2202	SEAL
11	2202	STOP
12	2202	NUT
13	2202	WASHER
14	2202	GROMMET
15	2202	DOOR
16	2202	SCREW
17	2202	BOLT

ME 3810-227-35P/209

Figure 144. Personnel Heater Box.

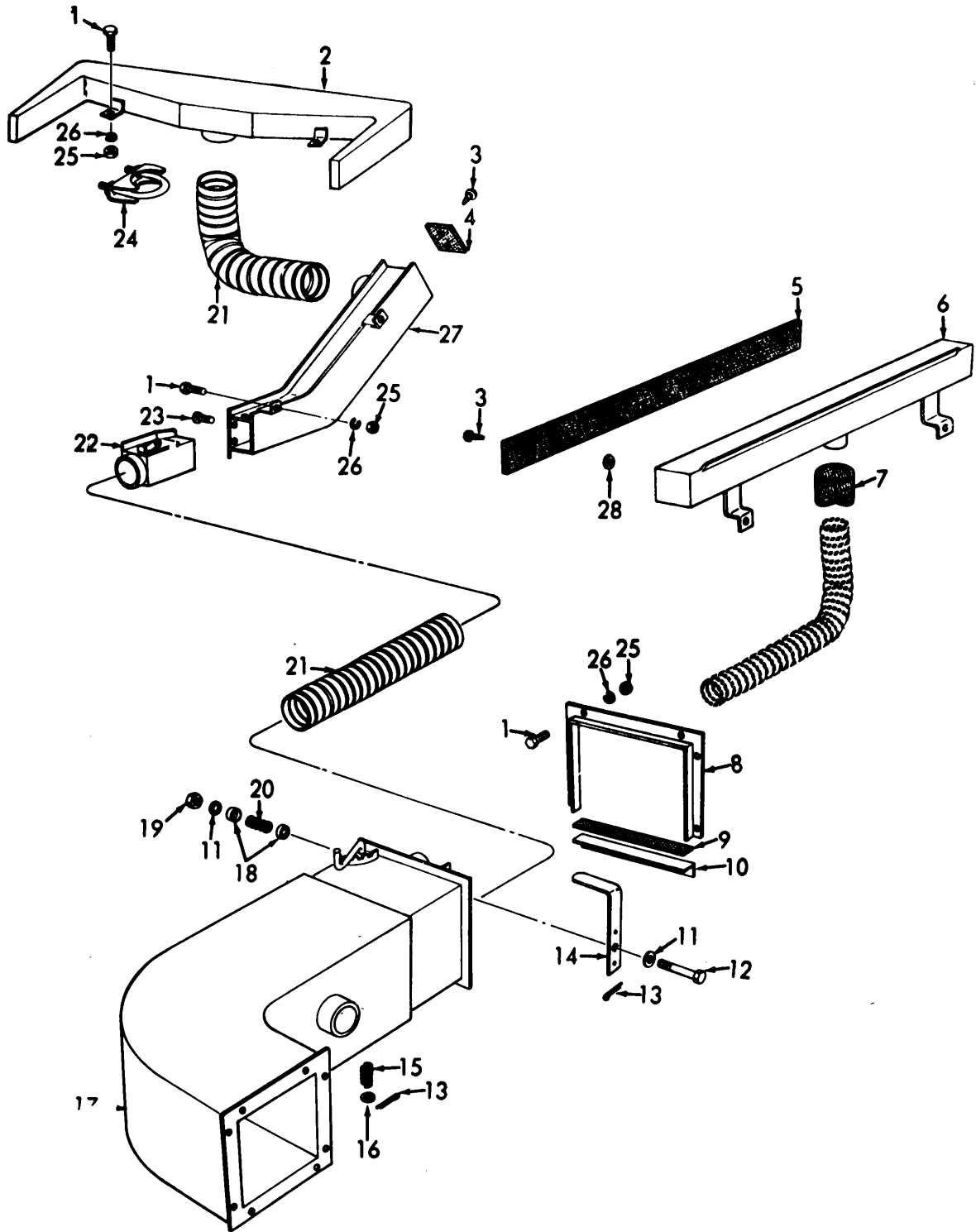


ME 3810-227-35P/210

Figure 145. Defrosters and Defroster Lines.

INDEX TO PARTS, FIGURE 145

Reference Number	Functional Group	Item Name	Reference Number	Functional Group	Item Name
1	2202	DEFROSTER	10	2202	NUT
2	2202	SHIELD	11	2202	WASHER
3	2202	SCREW	12	2202	TUBING
4	2202	SHIELD	13	2202	COVERING
5	2202	WASHER	14	2202	TUBING
6	2202	BOLT	15	2202	DEFROSTER
7	2202	BOX AY	16	2202	SHIELD
8	2202	BRACKET	17	2202	CLAMP
9	2202	WASHER	18	2202	SCREW

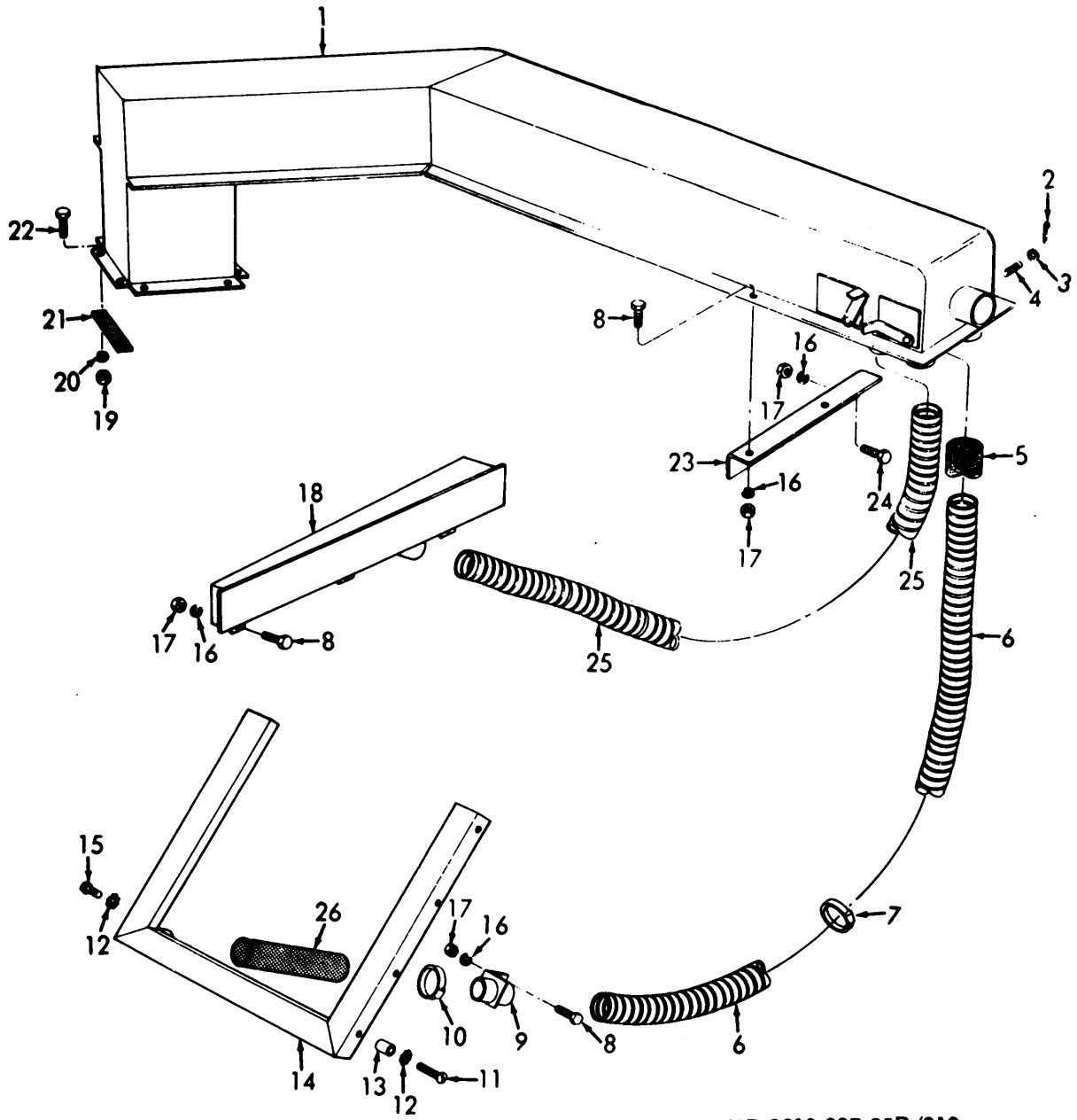


ME 3810-227-35P/211

Figure 146. Duct and Heat Exchanger, Heat and Defroster, and Lines.

INDEX TO PARTS, FIGURE 146

Reference Number	Functional Group	Item Name	Reference Number	Functional Group	Item Name
1	2202	SCREW	15	2202	SPRING
2	2202	DEFROSTER AY	16	2202	WASHER
3	2202	SCREW	17	2202	DUCT
4	2202	INSULATOR	18	2202	WASHER
5	2202	SHIELD	19	2202	NUT
6	2202	DEFROSTER	20	2202	SPRING
7	2202	COVERING	21	2202	TUBING
8	2202	FRAME AY	22	2202	BAFFLE
9	2202	SEAL	23	2202	SCREW
10	2202	ANGLE AY	24	2202	CLAMP
11	2202	WASHER	25	2202	NUT
12	2202	BOLT	26	2202	WASHER
13	2202	PIN	27	2202	DUCT
14	2202	LEVER AY	28	2202	WASHER



ME 3810-227-35P/212

Figure 147. Duct and Heat Exchanger, Defrosters and Lines.

INDEX TO PARTS, FIGURE 147

Reference Number	Functional Group	Item Name	Reference Number	Functional Group	Item Name
1	2202	DUCT-EXCHANGER	14	2202	DEFROSTER AY
2	2202	PIN	15	2202	SCREW
3	2202	WASHER	16	2202	WASHER
4	2202	SPRING	17	2202	NUT
5	2202	COVERING	18	2202	DEFROSTER
6	2202	TUBING	19	2202	NUT
7	2202	CLAMP	20	2202	WASHER
8	2202	BOLT	21	2202	SEAL
9	2202	BRACKET	22	2202	BOLT
10	2202	CLAMP	23	2202	BRACKET
11	2202	SCREW	24	2202	BOLT
12	2202	WASHER	25	2202	TUBING
13	2202	SPACER	26	2202	HOSE

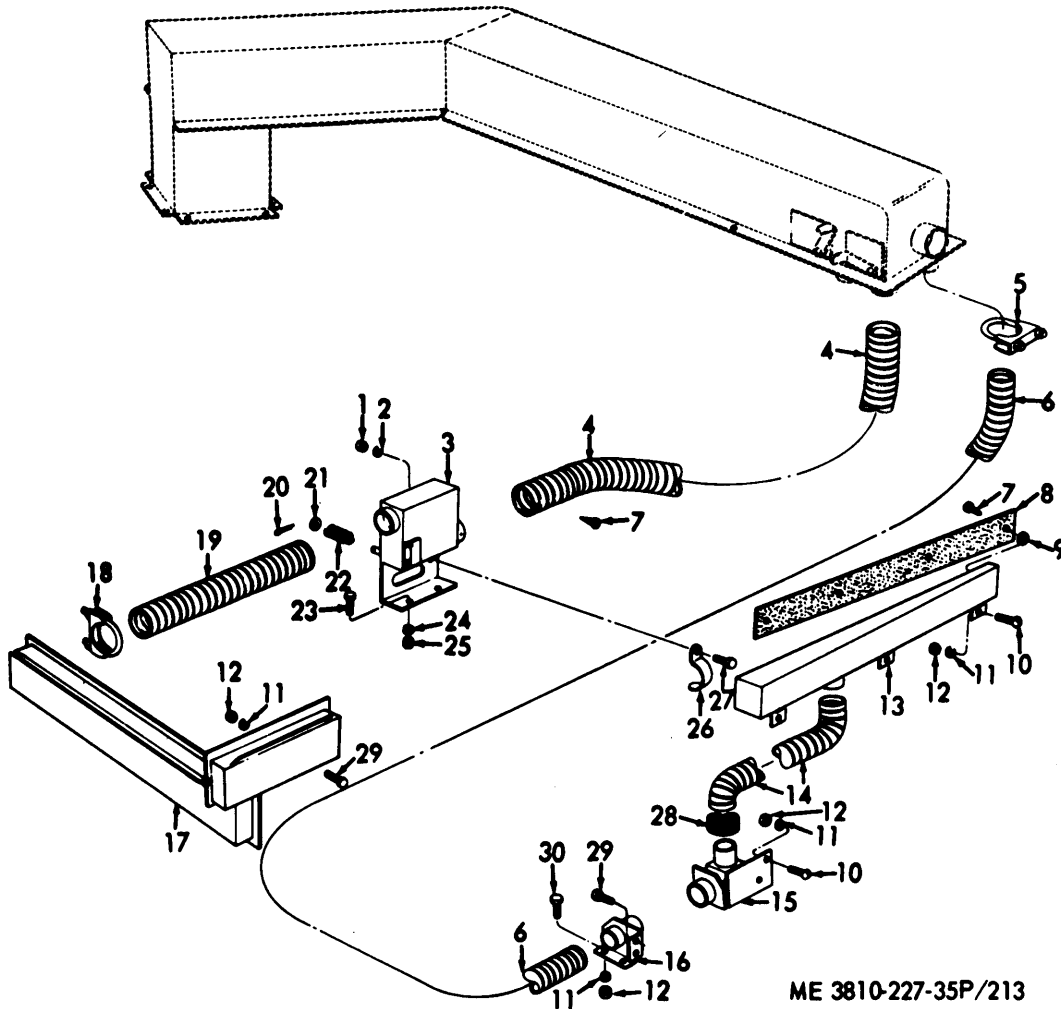
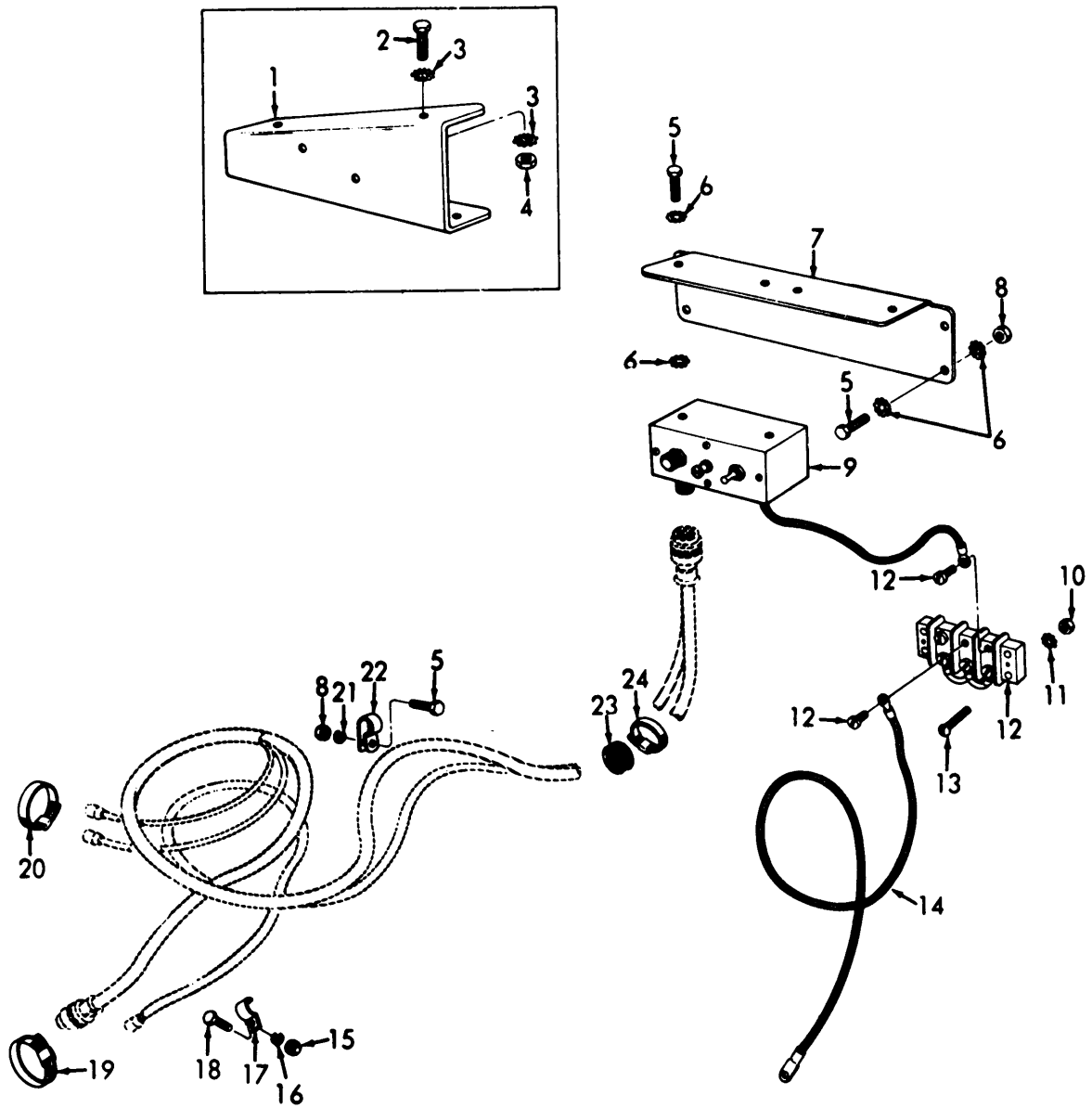


Figure 148. Heat Exchanger and Foot Warmer, Defrosters, Adapters and Lines.

INDEX TO PARTS, FIGURE 148

Reference Number	Functional Group	Item Name	Reference Number	Functional Group	Item Name
1	2202	NUT	16	2202	ADAPTER
2	2202	WASHER	17	2202	DEFROSTER
3	2202	WARMER	18	2202	CLAMP
4	2202	TUBING	19	2202	TUBING
5	2202	CLAMP	20	2202	PIN
6	2202	TUBING	21	2202	WASHER
7	2202	SCREW	22	2202	SPRING
8	2202	SHIELD	23	2202	BOLT
9	2202	WASHER	24	2202	WASHER
10	2202	BOLT	25	2202	NUT
11	2202	WASHER	26	2202	CLIP
12	2202	NUT	27	2202	SCREW
13	2202	DEFROSTER	28	2202	COVERING
14	2202	TUBING	29	2202	BOLT
15	2202	ADAPTER	30	2202	BOLT



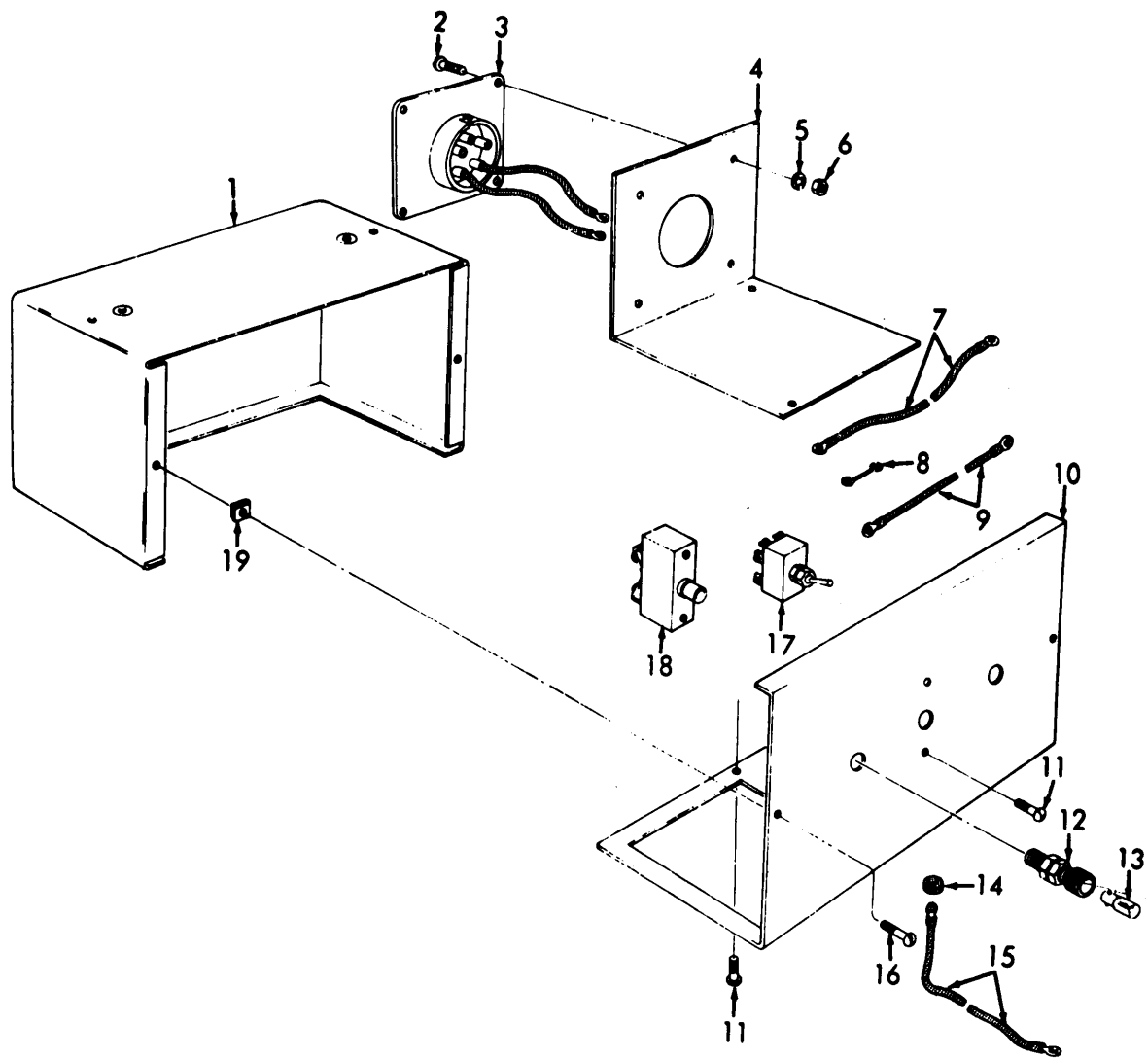


ME 3810-227-35P/214

Figure 149. Control Box, Brackets, Terminal Block, Wire and Clamps.

INDEX TO PARTS, FIGURE 149

Reference Number	Functional Group	Item Name	Reference Number	Functional Group	Item Name
1	2202	BRACKET	13	2202	SCREW
2	2202	BOLT	14	2202	WIRE
3	2202	WASHER	15	2202	BOLT
4	2202	NUT	16	2202	WASHER
5	2202	SCREW	17	2202	CLAMP
6	2202	WASHER	18	2202	NUT
7	2202	BRACKET	19	2202	CLAMP
8	2202	NUT	20	2202	CLAMP
9	2202	BOX	21	2202	WASHER
9	2207	BOX	22	2202	CLAMP
10	2202	NUT	23	2202	GROMMET
11	2202	WASHER	24	2202	CLAMP
12	2202	BLOCK			

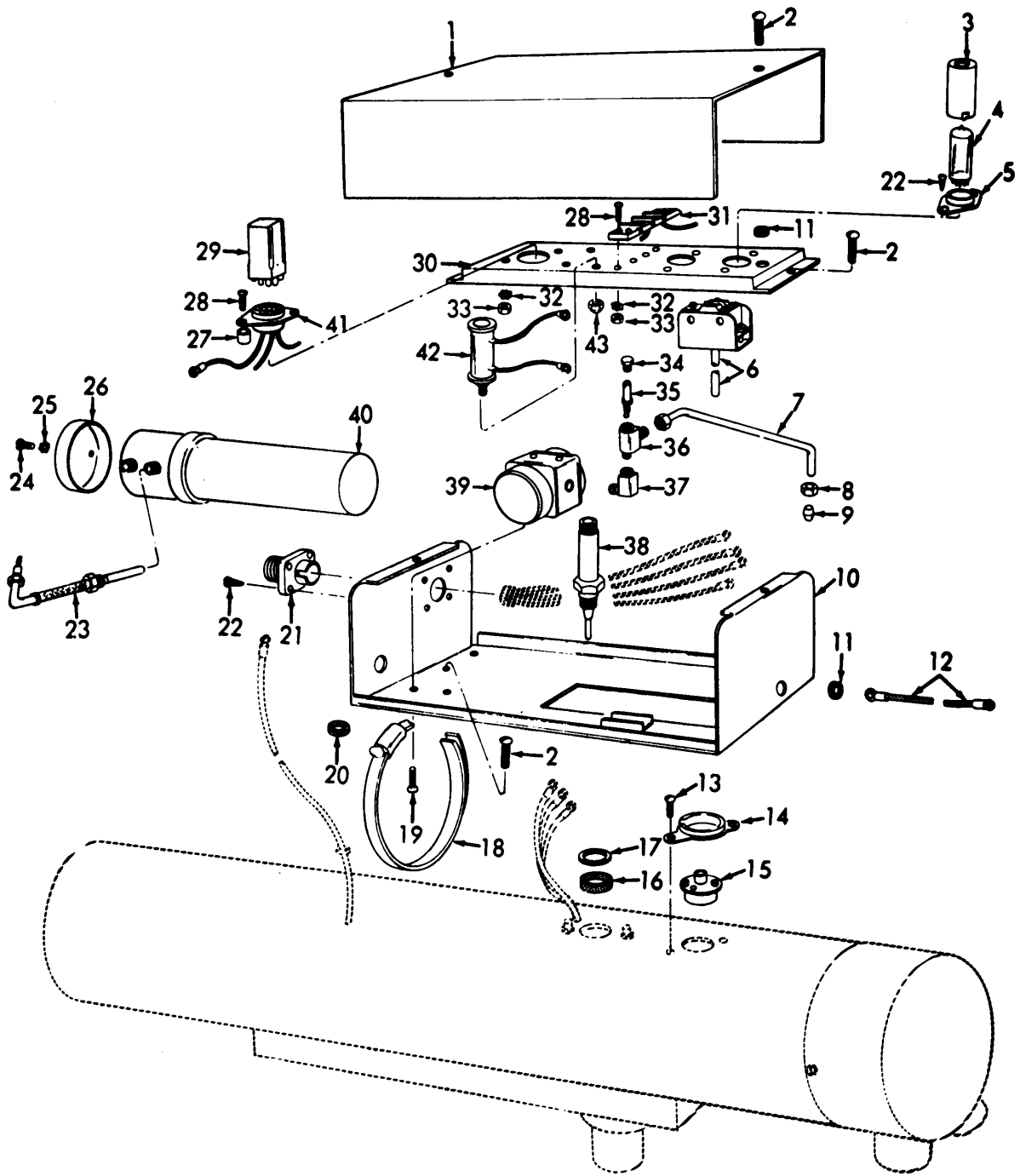


ME 3810-227-35P/217

Figure 150. Distribution Box.

INDEX TO PARTS, FIGURE 150

Reference Number	Functional Group	Item Name	Reference Number	Functional Group	Item Name
1	2202	BOX	10	2207	PANEL
1	2207	BOX	11	2202	SCREW
2	2202	SCREW	11	2207	SCREW
2	2207	SCREW	12	2202	LIGHT
3	2202	CONNECTOR	12	2207	LIGHT
3	2207	CONNECTOR	13	2202	LAMP
4	2202	BRACKET	13	2207	LAMP
4	2207	BRACKET	14	2202	GROMMET
5	2202	WASHER	14	2207	GROMMET
5	2207	WASHER	15	2202	LEAD
6	2202	NUT	15	2207	LEAD
6	2207	NUT	16	2202	SCREW
7	2202	WIRE AY	16	2207	SCREW
7	2207	WIRE AY	17	2202	S:ITCH
8	2202	WIRE	17	2207	SWITCH
8	2207	WIRE	18	2202	BREAKER
9	2202	WIRE AY	18	2207	BREAKER
9	2207	WIRE AY	19	2202	CLIP
10	2202	PANEL	19	2207	CLIP

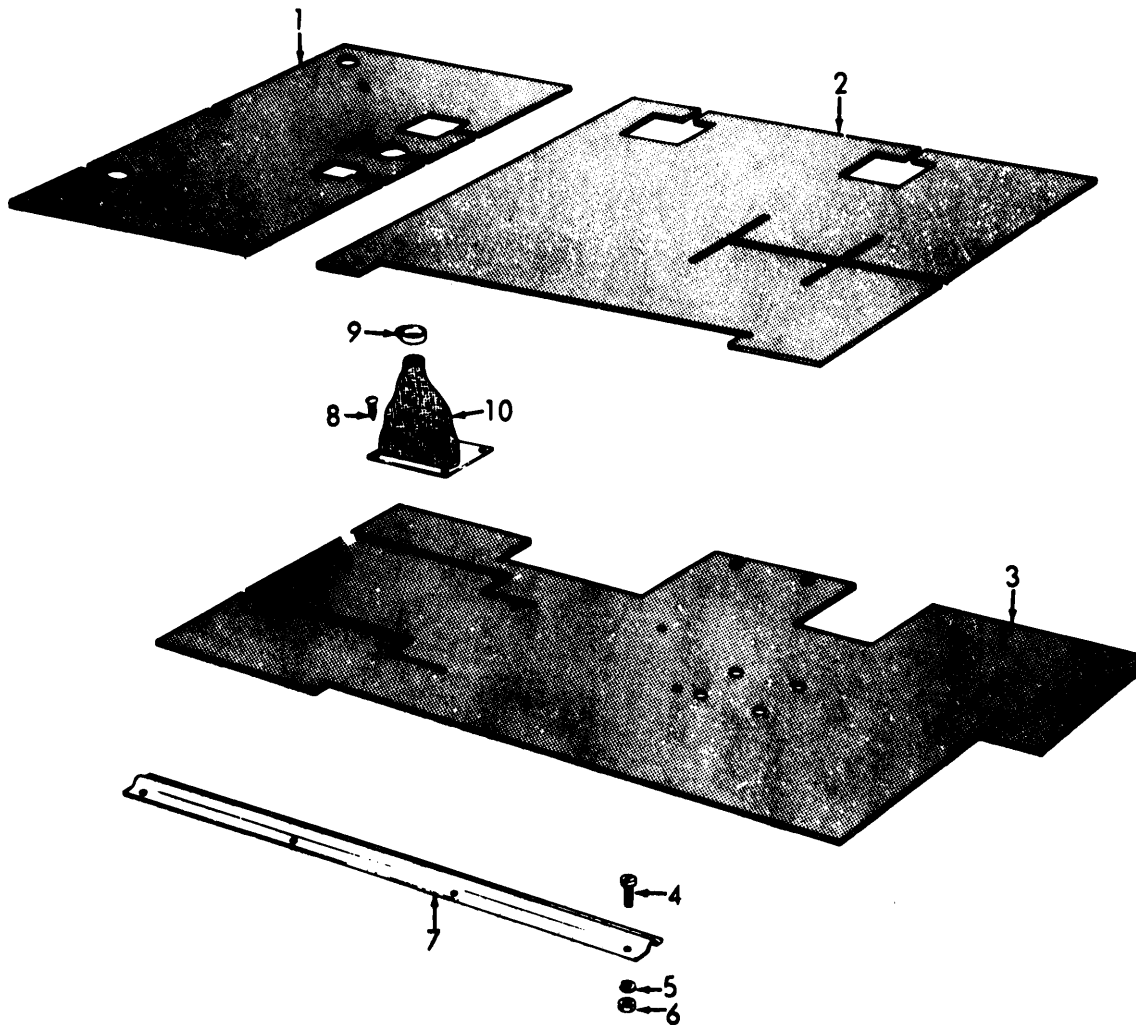


ME 3810-227-35P/218

Figure 151. Control.

INDEX TO PARTS, FIGURE 151

Reference Number	Functional Group	Item Name	Reference Number	Functional Group	Item Name
1	2202	COVER	23	2202	WIRE AY
1	2207	COVER	23	2207	WIRE AY
2	2202	SCREW	24	2202	SCREW
2	2207	SCREW	24	2207	SCREW
3	2202	SHIELD	25	2202	WASHER
3	2207	SHIELD	25	2207	WASHER
4	2202	RELAY	26	2202	CAP
4	2207	RELAY	26	2207	CAP
5	2202	SOCKET	27	2202	SPACER
5	2207	SOCKET	27	2207	SPACER
6	2202	SWITCH	28	2202	SCREW
6	2207	SWITCH	28	2207	SCREW
7	2202	TUBE	29	2202	RELAY
7	2207	TUBE	29	2207	RELAY
8	2202	NUT	30	2202	BASE
8	2207	NUT	30	2207	BASE
9	2202	SLEEVE	31	2202	BOARD
9	2207	SLEEVE	31	2207	BOARD
10	2202	BASE AY	32	2202	WASHER
10	2207	BASE AY	32	2207	WASHER
11	2202	GROMMET	33	2202	NUT
11	2207	GROMMET	33	2207	NUT
12	2202	WIRE AY	34	2202	PLUG
12	2207	WIRE AY	34	2207	PLUG
13	2202	SCREW ASMBLD WSHR	35	2202	NOZZLE AY
13	2207	SCREW ASMBLD WSHR	35	2207	NOZZLE AY
14	2202	RETAINER	36	2202	TEE
14	2207	RETAINER	36	2207	TEE
15	2202	SWITCH	37	2202	ELBOW
15	2207	SWITCH	37	2207	ELBOW
16	2202	GASKET	38	2202	SPARK PLUG
16	2207	GASKET	38	2207	SPARK PLUG
17	2202	WASHER	39	2202	VALVE AY
17	2207	WASHER	39	2207	VALVE AY
18	2202	CLAMP	40	2202	COIL
18	2207	CLAMP	40	2207	COIL
19	2202	SCREW	41	2202	SOCKET
19	2207	SCREW	41	2207	SOCKET
20	2202	GROMMET	42	2202	RESISTOR
21	2202	RECEPTACLE AY	42	2207	RESISTOR
21	2207	RECEPTACLE AY	43	2202	NUT
22	2202	SCREW	43	2207	NUT
22	2207	SCRW'			

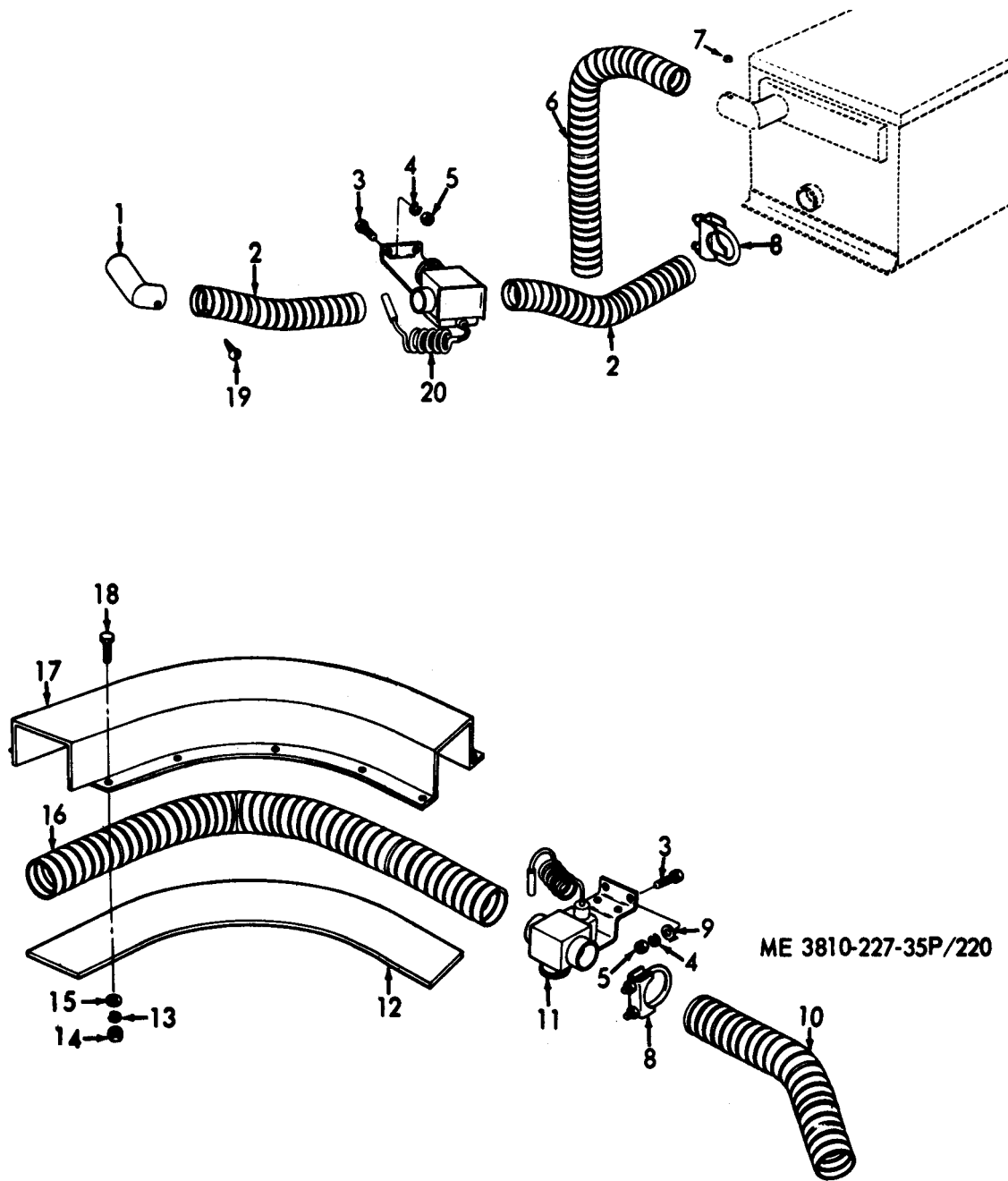


ME 3810-227-35P/219

Figure 152. Floor Mats, Boot and Sill.

INDEX TO PARTS, FIGURE 152

Reference Number	Functional Group	Item Name	Reference Number	Functional Group	Item Name
1	1806	FLOORMAT	6	2207	NUT
2	1806	FLOORMAT	7	2207	SILL
3	2207	FLOORMAT	8	2207	SCREW
4	2207	SCREW	9	2207	CLAMP
5	2207	WASHER	10	2207	BOOT AY

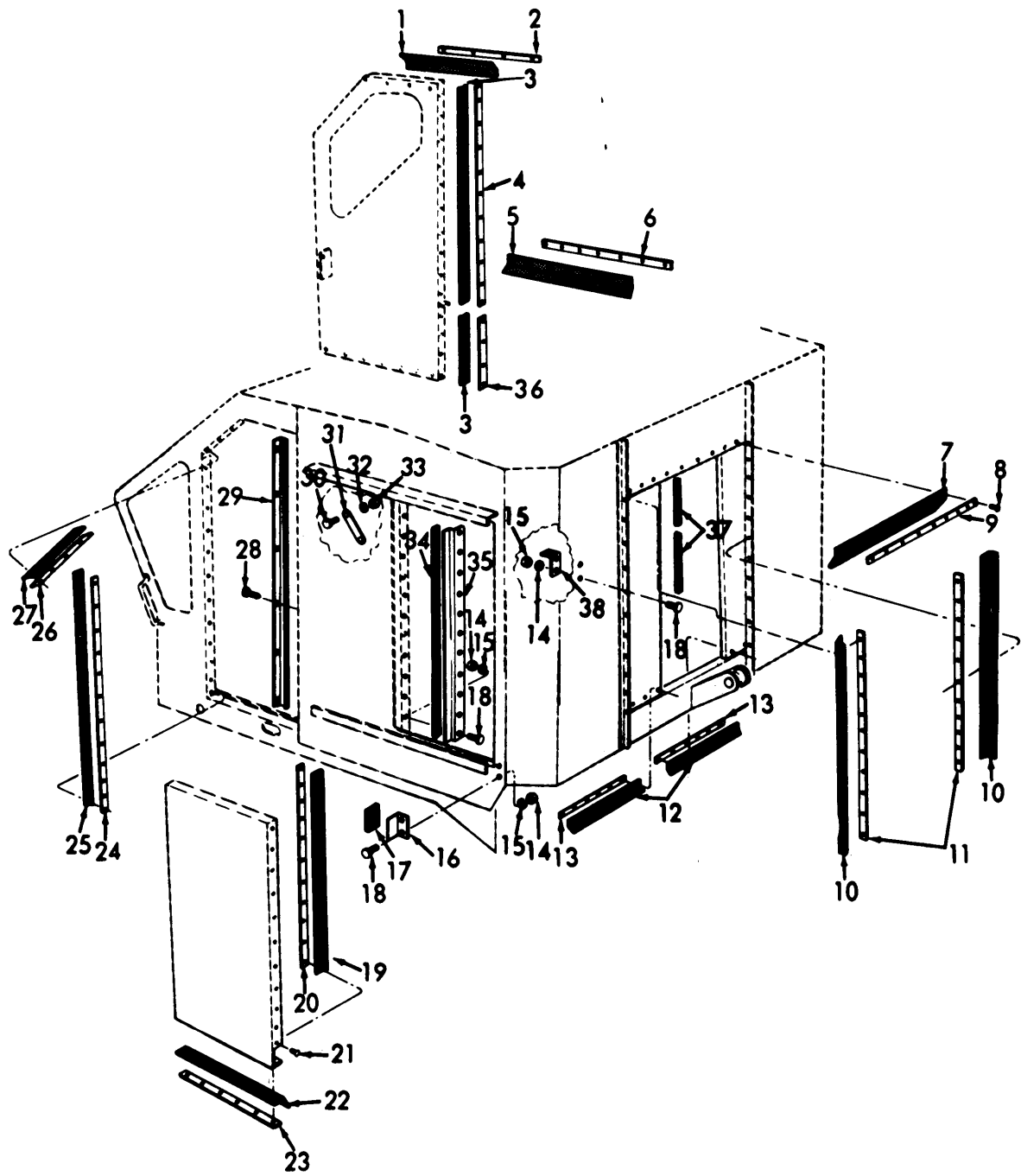


INDEX TO PARTS, FIGURE 153

Reference Number	Functional Group	Item Name	Reference Number	Functional Group	Item Name
1	2207	ELBOW	11	2207	CONTROL BOX
2	2207	TUBING	12	2207	INSULATION
3	2207	BOLT	13	2207	WASHER
4	2207	WASHER	14	2207	NUT
5	2207	NUT	15	2207	WASHER
6	2207	TUBING	16	2207	TUBING
7	2207	GROMMET	17	2207	COVER AY
8	2207	CLAMP	18	2207	BOLT
9	2207	WASHER	19	2207	SCREW
10	2207	TUBING	20	2207	CONTROL BOX

Figure 153. Temperature Controls, Tubing and Cover.



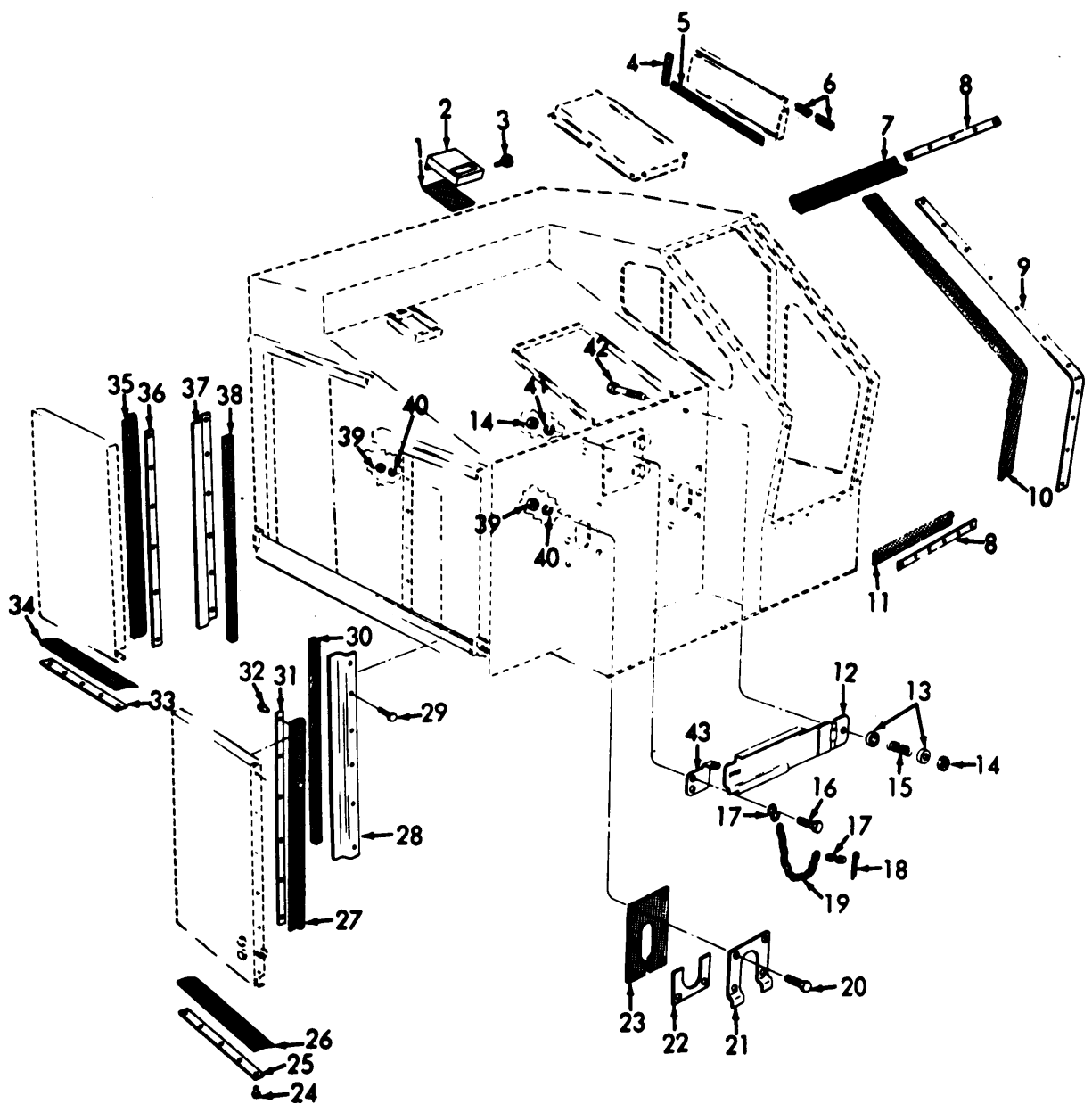


ME 3810-227-35P/221

Figure 154. Weather Stripping, Retainers, Channels, Angles, and Brackets.

INDEX TO PARTS, FIGURE 154

Reference Number	Functional Group	Item Name	Reference Number	Functional Group	Item Name
1	2207	SEAL	20	2207	RETAINER
2	2207	RETAINER	21	2207	RIVET
3	2207	STRIP	22	2207	SEAL
4	2207	RETAINER	23	2207	RETAINER
5	2207	SEAL	24	2207	RETAINER
6	2207	RETAINER	25	2207	STRIP
7	2207	SEAL	26	2207	RETAINER
8	2207	RIVET	27	2207	STRIP
9	2207	RETAINER	28	2207	SCREW
10	2207	SEAL	29	2207	CHANNEL
11	2207	RETAINER	30	2207	BOLT
12	2207	SEAL	31	2207	BRACKET
13	2207	RETAINER	32	2207	WASHER
14	2207	NUT	33	2207	NUT
15	2207	WASHER	34	2207	RUBBER
16	2207	BUMPER	35	2207	CHANNEL
17	2207	RUBBER	36	2207	RETAINER
18	2207	SCREW	37	2207	SEAL
19	2207	STRIP	38	2207	BRACKET

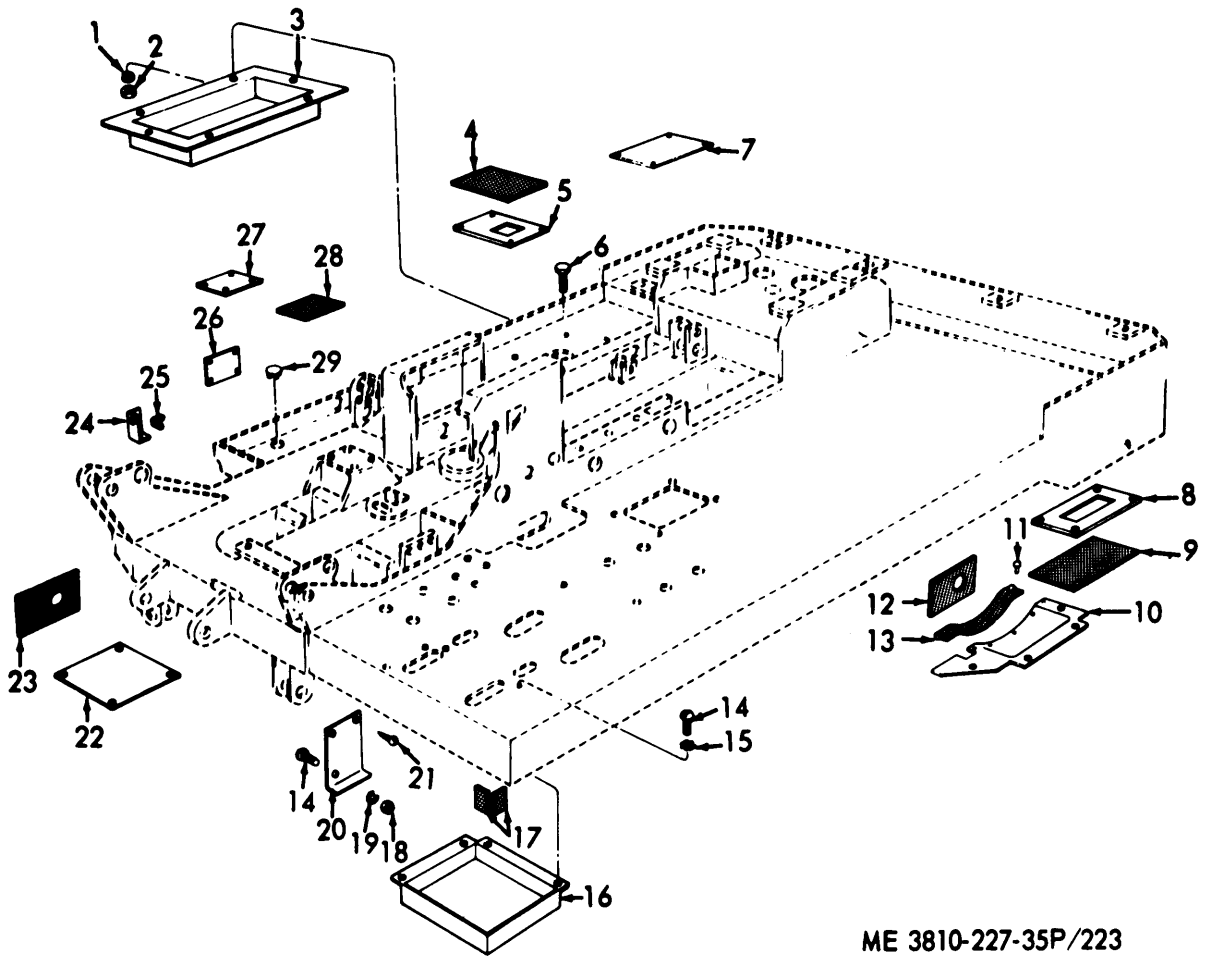


ME 3810-227-35P/222

Figure 155. Weather Stripping, Retainers and Covers.

INDEX TO PARTS, FIGURE 155

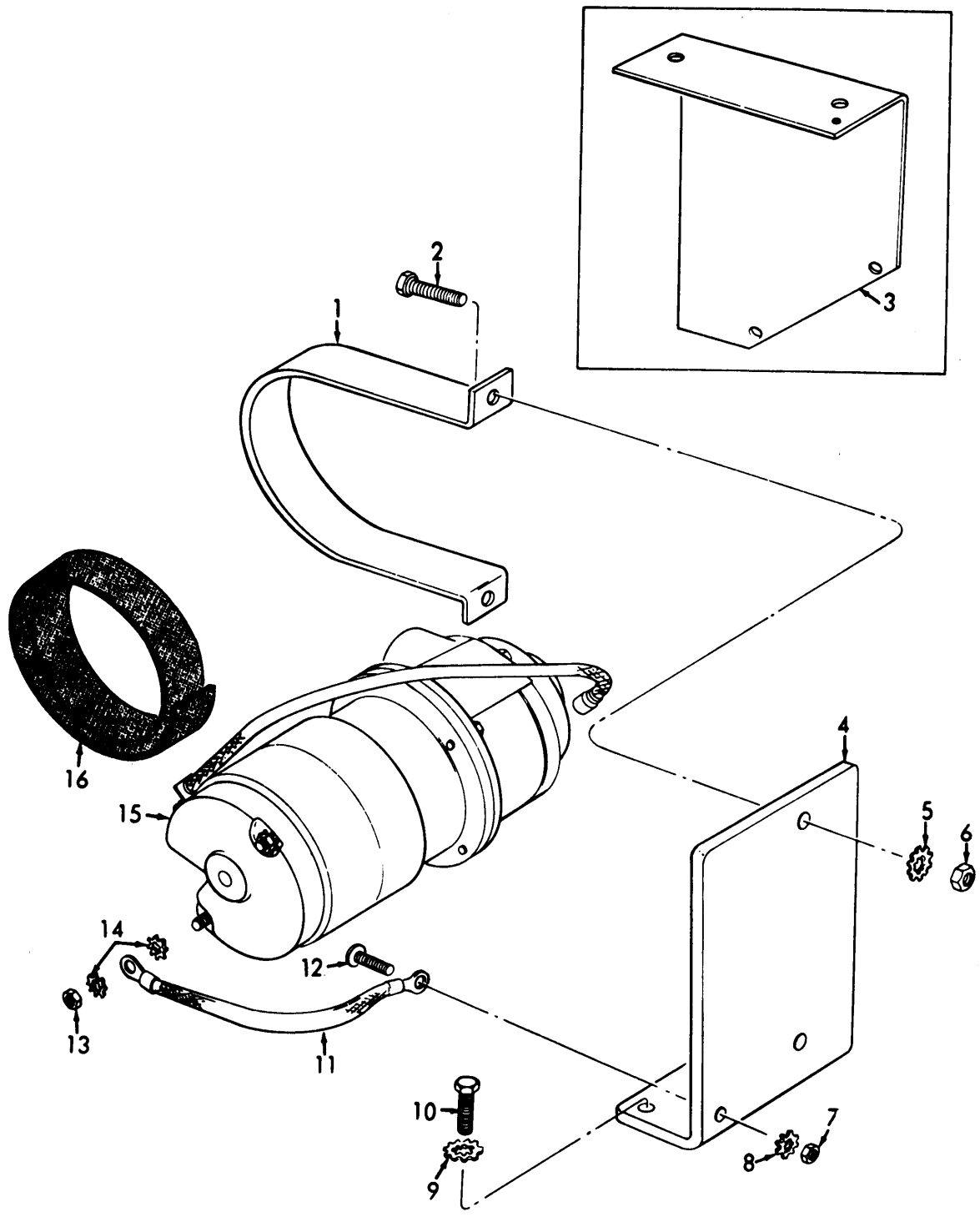
Reference Number	Functional Group	Item Name	Reference Number	Functional Group	Item Name
1	2207	STRIP	23	2207	SEAL
2	2207	COVER	24	2207	RIVET
3	2207	SCREW	25	2207	RETAINER
4	2207	STRIP	26	2207	SEAL
5	2207	STRIP	27	2207	STRIP
6	2207	STRIP	28	2207	CHANNEL
7	2207	SEAL	29	2207	SCREW
8	2207	RETAINER	30	2207	RUBBER
9	2207	RETAINER	31	2207	RETAINER
10	2207	STRIP	32	2207	RIVET
11	2207	STRIP	33	2207	RETAINER
12	2207	DOOR	34	2207	SEAL
13	2207	WASHER	35	2207	STRIP
14	2207	NUT	36	2207	RETAINER
15	2207	SPRING	37	2207	CHANNEL
16	2207	BOLT	38	2207	RUBBER
17	2207	S-HOOK	39	2207	NUT
18	2207	PIN	40	2207	WASHER
19	2207	CHAIN	41	2207	WASHER
20	2207	SCREW	42	2207	BOLT
21	2207	RETAINER	43	2207	LATCH
22	2207	RETAINER			



ME 3810-227-35P/223

Figure 156. Covers, Retainers, Weather Seal.  
INDEX TO PARTS, FIGURE 156

Reference Number	Functional Group	Item Name	Reference Number	Functional Group	Item Name
1	2207	WASHER	16	2207	CLOSURE
2	2207	NUT	17	2207	SEAL
3	2207	CLOSURE	18	2207	NUT
4	2207	SEAL	19	2207	WASHER
5	2207	RETAINER	20	2207	CLOSURE
6	2207	SCREW	21	2207	SCREW
7	2207	COVER	22	2207	COVER
8	2207	RETAINER	23	2207	PAD
9	2207	SEAL	24	2207	CLOSURE
10	2207	ENCLOSURE	25	2207	STRIP
11	2207	RIVET	26	2207	COVER
12	2207	PAD	27	2207	CLOSURE
13	2207	STRIP	28	2207	PAD
14	2207	SCREW	29	2207	PLUG
15	2207	WASHER			

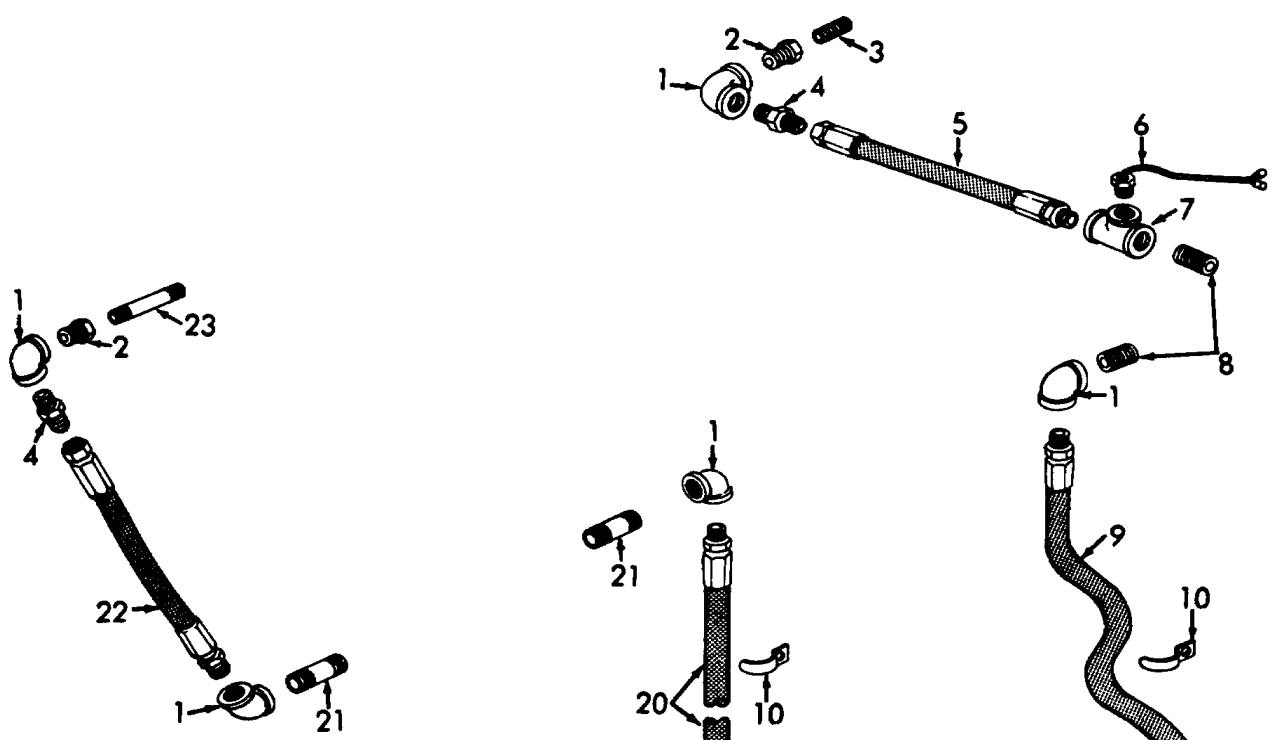


ME 3810-227-35P/224

Figure 157. Coolant Pump and Brackets.

INDEX TO PARTS, FIGURE 157

Reference Number	Functional Group	Item Name	Reference Number	Functional Group	Item Name
1	2207	STRAP	9	2207	WASHER
2	2207	BOLT	10	2207	SCREW
3	2207	BRACKET	11	2207	STRAP
4	2207	BRACKET	12	2207	SCREW
5	2207	WASHER	13	2207	NUT
6	2207	NUT	14	2207	WASHER
7	2207	NUT	15	2207	PUMP AY
8	2207	WASHER	16	2207	GASKET



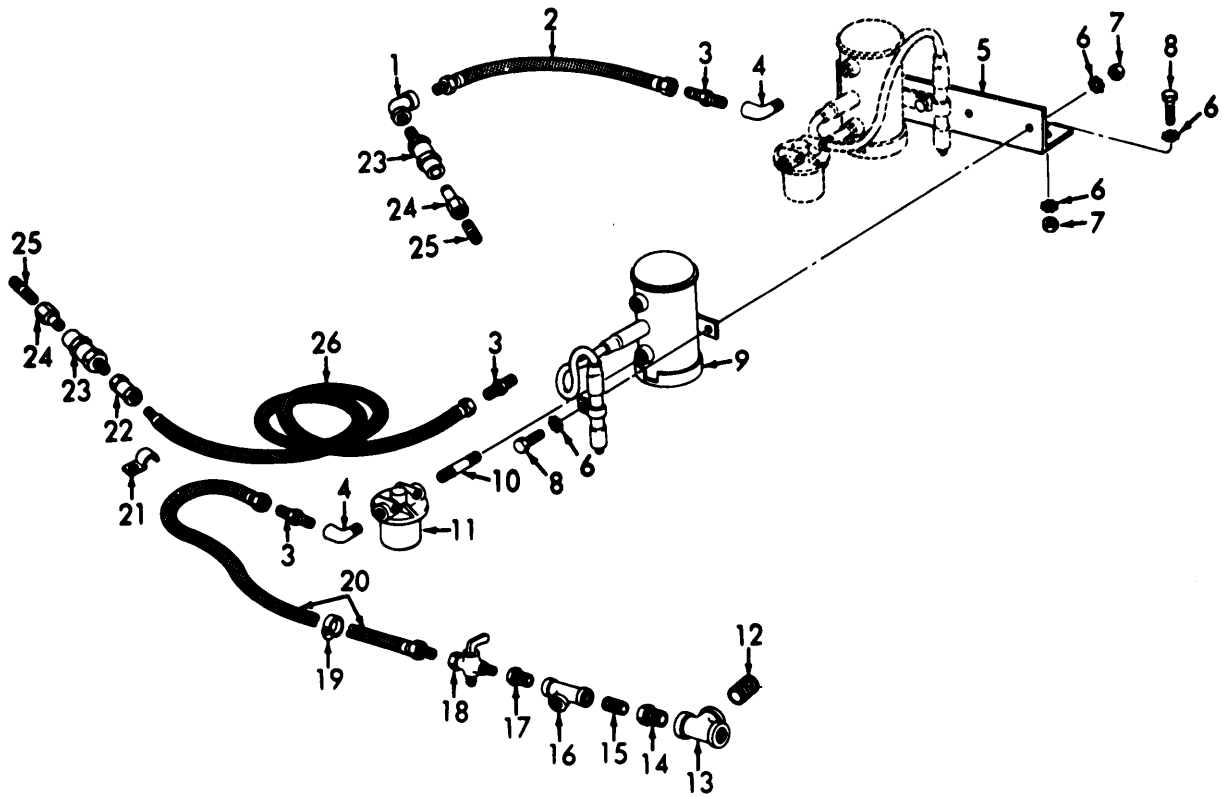
INDEX TO PARTS, FIGURE 158

Reference Number	Functional Group	Item Name
1	2207	FLBOW
2	2207	BUSHING
3	2207	NIPPLE
4	2207	ADAPTER
5	2207	HOSE AY
6	2207	THERMOSTAT AY
7	2207	TEE
8	2207	NIPPLE
9	2207	HOSE AY
10	2207	CLAMP
11	2207	COUPLER
12	2207	NIPPLE
13	2207	NIPPLE
14	2207	NIPPLE
15	2207	HOSE
16	2207	CLAMP
17	2207	ADAPTER
18	2207	VALVE
19	2207	TEE
20	2207	HOSE AY
21	2207	NIPPLE
22	2207	HOSE AY
23	2207	NIPPLE

ME 3810-227-35P/225

Figure 158. Coolant Lines and Fittings. 411



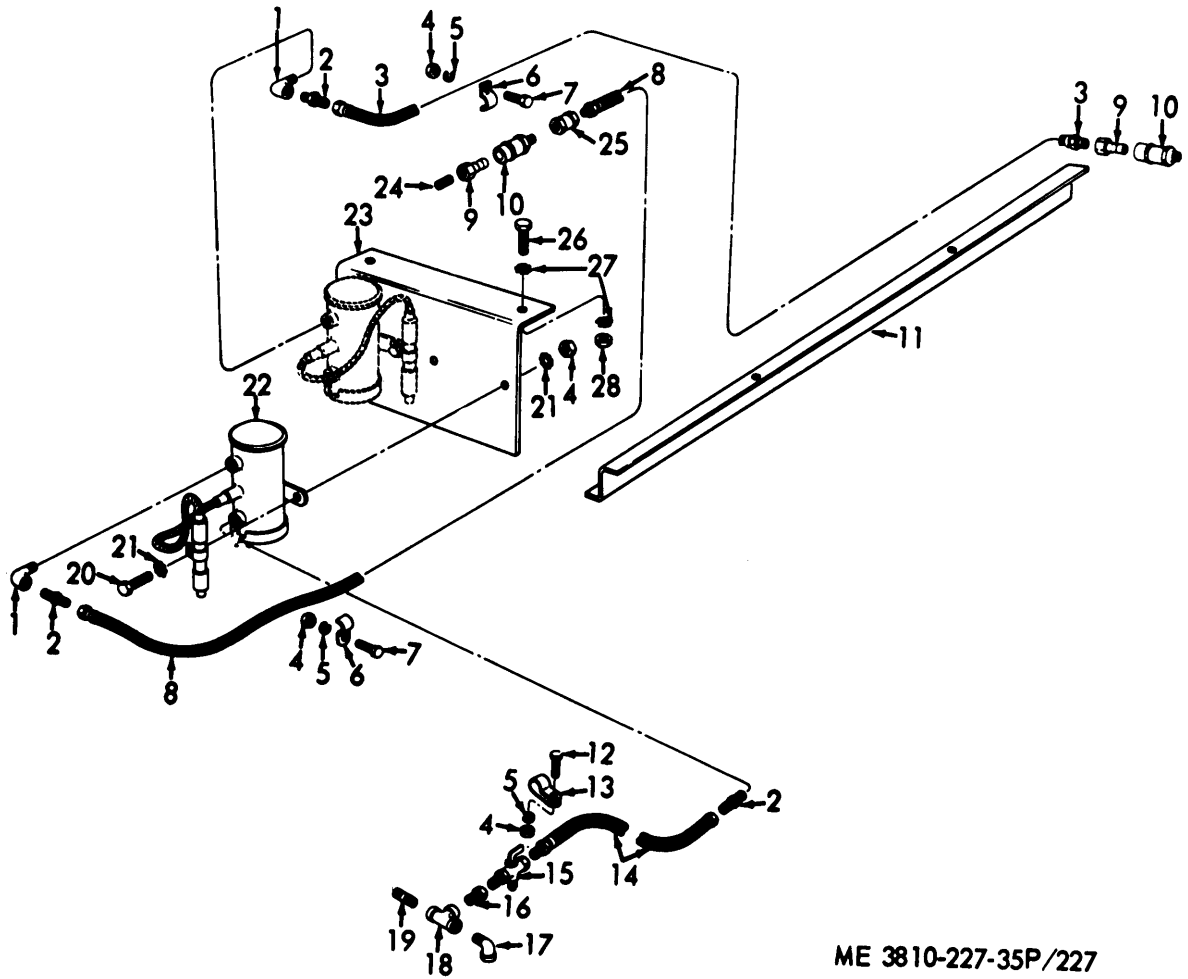


ME 3810-227-35P/226

Figure 159. Fuel Pump, Filter, Lines, Fittings and Brackets.

INDEX TO PARTS, FIGURE 159

Reference Number	Functional Group	Item Name	Reference Number	Functional Group	Item Name
1	2207	ELBOW	14	2207	REDUCER
2	2207	HOSE AY	15	2207	NIPPLE
3	2207	ADAPTER	16	2207	TEE
4	2207	ELBOW	17	2207	BUSHING
5	2207	BRACKET	18	2207	COCK
6	2207	WASHER	19	2207	CLAMP
7	2207	NUT	20	2207	HOSE AY
8	2207	SCREW	21	2207	CLAMP
9	2207	PUMP AY	22	2207	COUPLING
10	2207	NIPPLE	23	2207	COUPLER
11	2207	STRAINER ELEMENT	24	2207	NIPPLE
12	2207	NIPPLE	25	2207	NIPPLE
13	2207	TEE	26	2207	HOSE AY



ME 3810-227-35P/227

Figure 160. Fuel Pump, Lines, Fittings, Bracket and Cover.

INDEX TO PARTS, FIGURE 160

Reference Number	Functional Group	Item Name	Reference Number	Functional Group	Item Name
1	2207	ELBOW	15	2207	COCK
2	2207	ADAPTER	16	2207	BUSHING
3	2207	HOSE AY	17	2207	ELBOW
4	2207	NUT	18	2207	TEE
5	2207	WASHER	19	2207	NIPPLE
6	2207	CLAMP	20	2207	BOLT
7	2207	BOLT	21	2207	WASHER
8	2207	HOSE AY	22	2207	PUMP AY
9	2207	NIPPLE	23	2207	BRACKET
10	2207	COUPLER	24	2207	NIPPLE
11	2207	COVER	25	2207	COUPLING
12	2207	SCREW	26	2207	BOLT
13	2207	CLAMP	27	2207	WASHER
14	2207	HOSE AY	28	2207	NUT

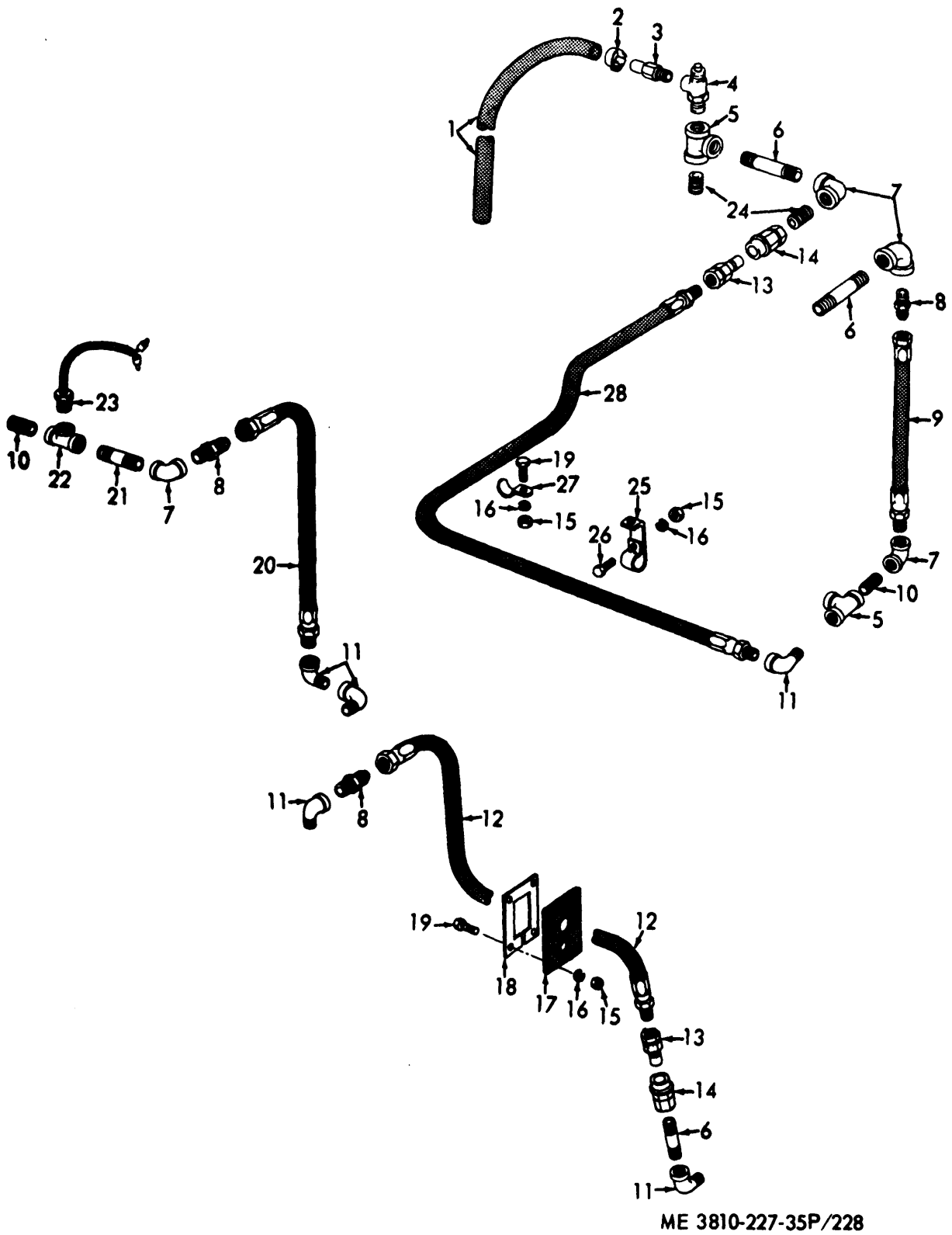
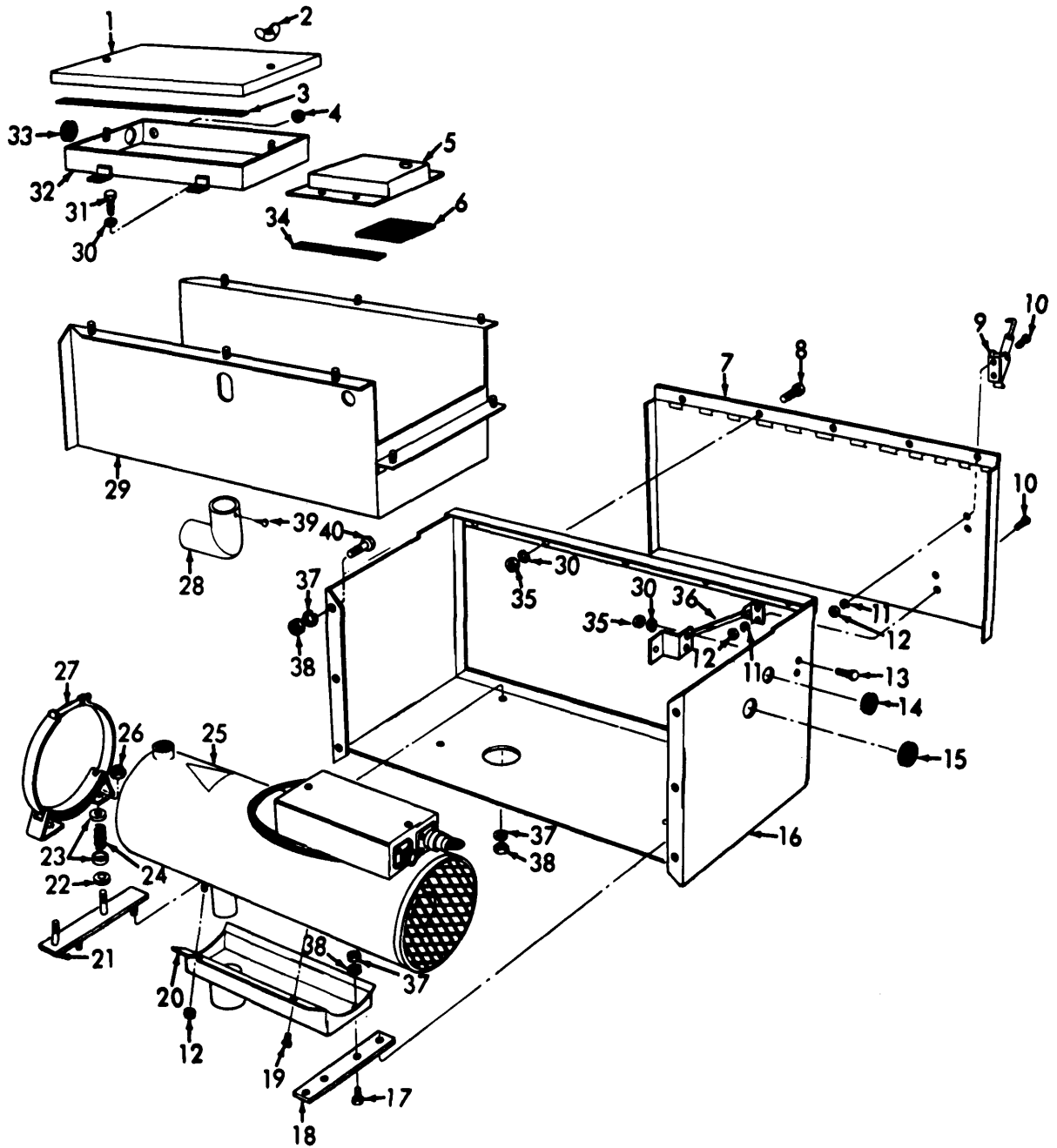


Figure 161. Coolant Lines and Fittings.

INDEX TO PARTS, FIGURE 161

Reference Number	Functional Group	Item Name	Reference Number	Functional Group	Item Name
1	2207	HOSE	15	2207	NUT
2	2207	CLAMP	16	2207	WASHER
3	2207	ADAPTER	17	2207	BELTING
4	2207	VALVE	18	2207	RETAINER
5	2207	TEE	19	2207	SCREW
6	2207	NIPPLE	20	2207	HOSE AY
7	2207	ELBOW	21	2207	NIPPLE
8	2207	ADAPTER	22	2207	TEE
9	2207	HOSE AY	23	2207	THERMOSTAT AY
10	2207	NIPPLE	24	2207	NIPPLE
11	2207	ELBOW	25	2207	CLAMP
12	2207	HOSE AY	26	2207	BOLT
13	2207	NIPPLE	27	2207	CLAMP
14	2207	COUPLER	28	2207	HOSE AY

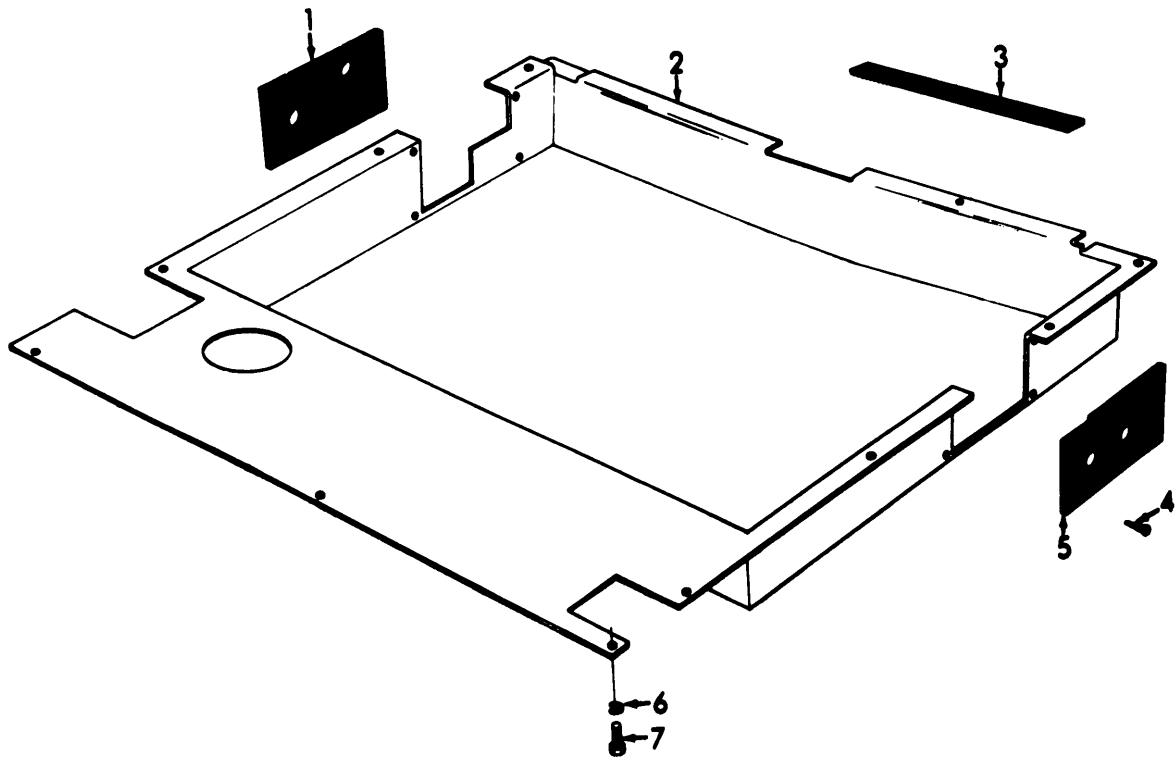


ME 3810-227-35P/229

Figure 162. Coolant Heaters, Boxes, Covers and Brackets.

INDEX TO PARTS, FIGURE 162

Reference Number	Functional Group	Item Name	Reference Number	Functional Group	Item Name
1	2207	COVER	20	2207	BASE AY
2	2207	NUT	21	2207	BRACKET
3	2207	STRIP	22	2207	WASHER
4	2207	GROMMET	23	2207	WASHER
5	2207	COVER	24	2207	SPRING
6	2207	GASKET	25	2207	HEATER AY
7	2207	DOOR	26	2207	NUT
8	2207	SCREW	27	2207	CLAMP AY
9	2207	LATCH	28	2207	ELBOW
10	2207	SCREW	29	2207	BOX
11	2207	WASHER	30	2207	WASHER
12	2207	NUT	31	2207	SCREW
13	2207	SCREW	32	2207	COVER
14	2207	GROMMET	33	2207	GROMMET
15	2207	GROMMET	34	2207	STRIP
16	2207	BOX	35	2207	NUT
17	2207	BOLT	36	2207	DOOR STOP AY
18	2207	BAR	37	2207	WASHER
19	2202	SCREW	38	2207	NUT
19	2207	SCREW	39	2207	SCREW
20	2202	BASE AY	40	2207	SCREW

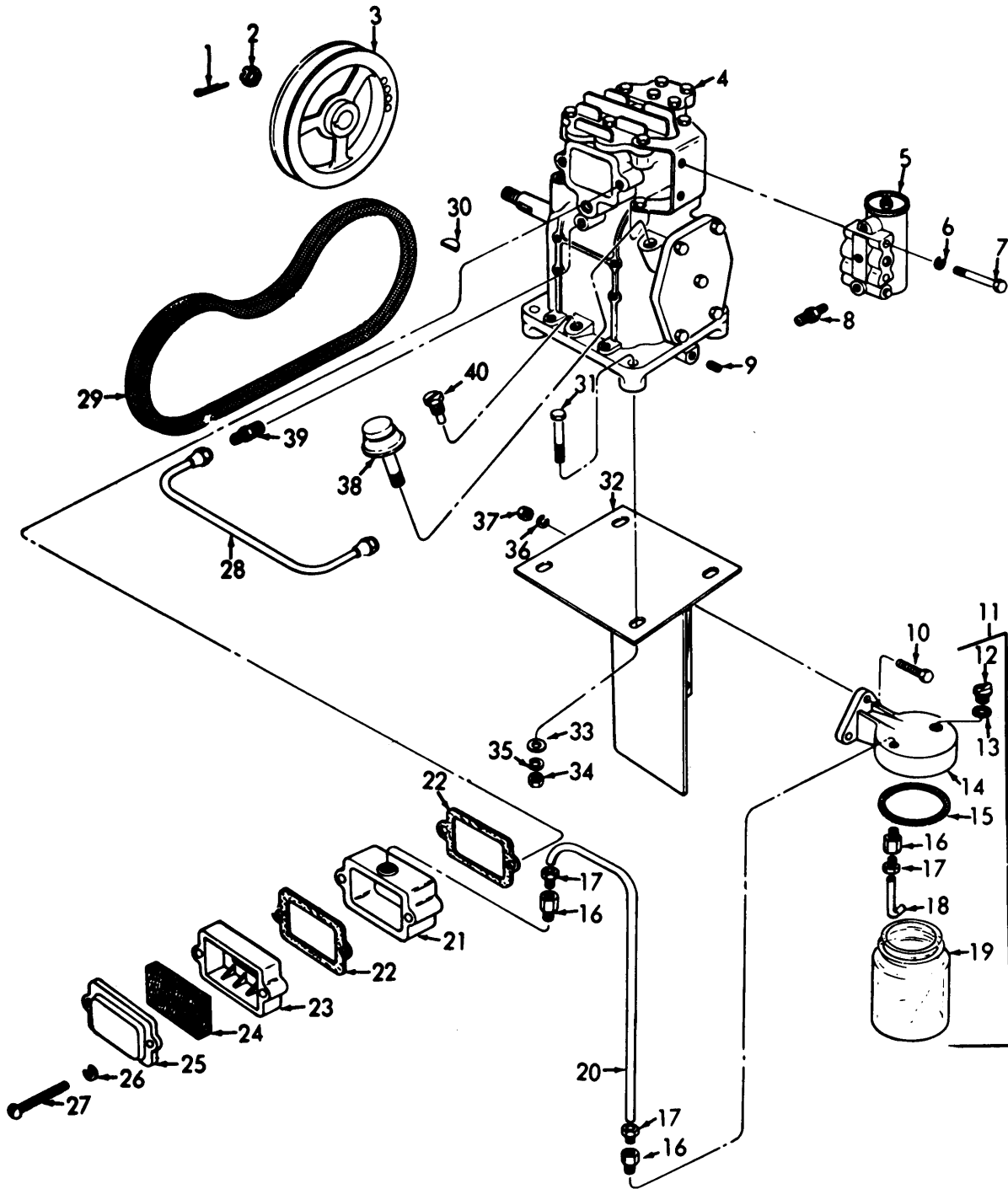


**ME 3810-227-35P/230**

*Figure 163. Floor Pan.*

INDEX TO PARTS, FIGURE 163

Reference Number	Functional Group	Item Name
1	2207	SEAL
2	2207	PAN
3	2207	STRIP
4	2207	SCREW
5	2207	SEAL
6	2207	WASHER
7	2207	BOLT



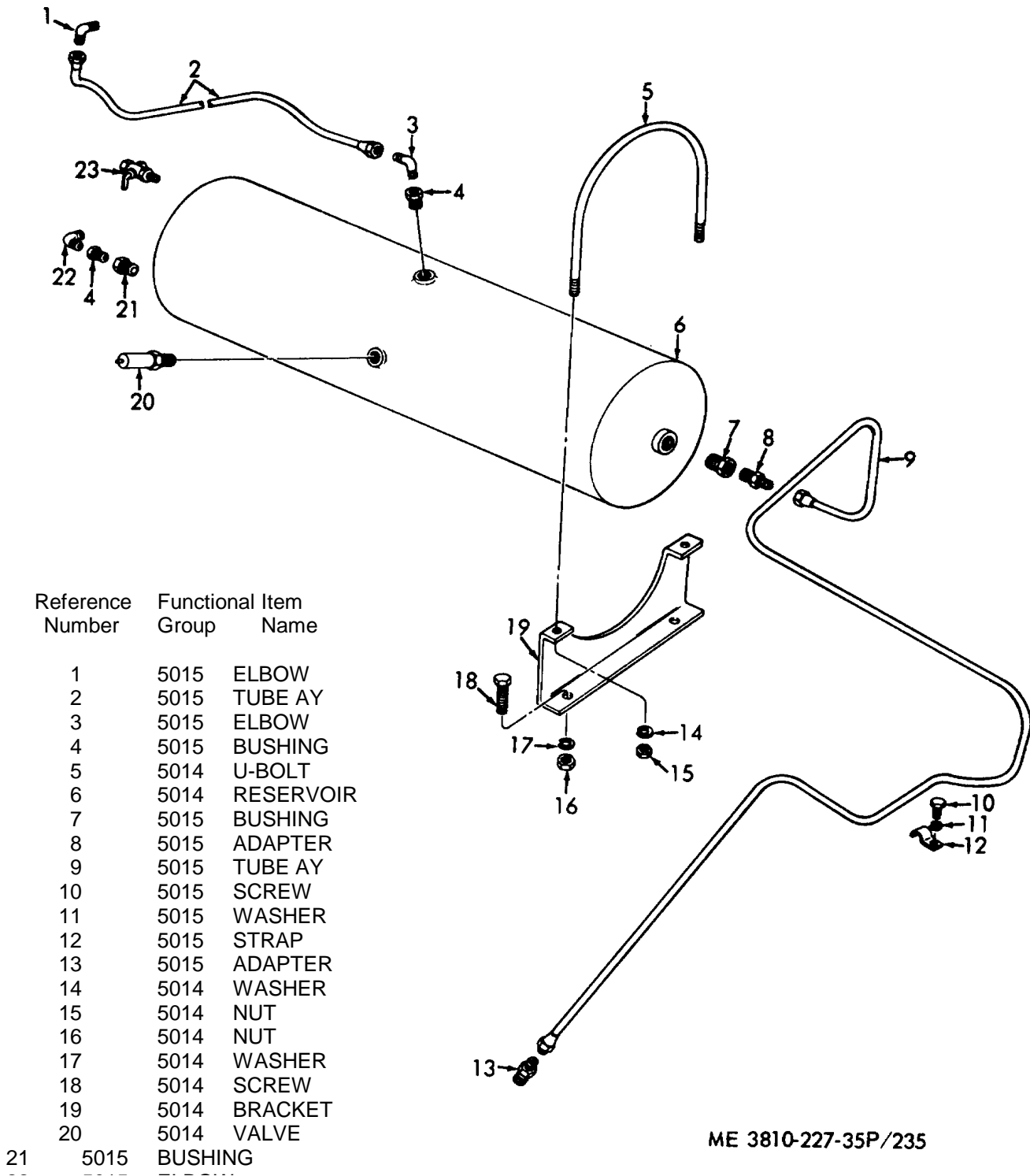
ME 3810-227-35P/234

Figure 164. Air Compressor, Governor, Pulley, Breather, Strainer, Evaporator and Mounting Bracket.



INDEX TO PARTS, FIGURE 164

Reference Number	Functional Group	Item Name	Reference Number	Functional Group	Item Name
1	5002	PIN	21	5008	ADAPTER
2	5002	NUT	22	5008	GASKET
3	5007	PULLEY	23	5008	BODY
4	5000	COMPRESSOR	24	5008	ELEMENT
5	5000	GOVERNOR	25	5008	COVER
6	5000	WASHER	26	5008	WASHER
7	5000	BOLT	27	5008	SCREW
8	5015	ADAPTER	28	5015	TUBING
9	5006	PLUG	29	5007	V-BELT
10	5015	SCREW	30	5002	KEY
11	5015	EVAPORATOR	31	5000	SCREW
12	5015	PLUG	32	5000	BRACKET
13	5015	GASKET	33	5000	WASHER
14	5015	BODY	34	5000	NUT
15	5015	GASKET	35	5000	WASHER
16	5015	CONNECTOR	36	5015	WASHER
17	5015	NUT	37	5015	NUT
18	5015	TUBE	38	5006	BREATHER
19	5015	CONTAINER	39	5015	ADAPTER
20	5015	TUBE	40	5006	PLUG



ME 3810-227-35P/235

Figure 165. Air Reservoir, Lines, Fittings and Mounting Brackets.

**SECTION IV. INDEX-FEDERAL STOCK NUMBER AND REFERENCE NUMBER  
CROSS-REFERENCE TO INDEX NUMBER**

<b>STOCK NUMBER</b>	<b>INDEX NUMBER</b>	<b>STOCK NUMBER</b>	<b>INDEX NUMBER</b>
2090-537-2424	03811	2910-731-8491	02415
7090-620-5414	03929	2910-735-4014	05152
2520-158-4009	04221	2910-735-4014	05160
2570-464-4200	01871	2910-735-4014	05687
2520-770-6746	03708	2910-736-8538	05557
2520-966-2070	03213	2910-895-3253	02560
7520-966-2072	03228	2910-905-9792	04210
2520-966-3920	04209	2910-961-9520	00785
2520-966-5801	03206	7910-966-3824	00148
?520-967-9101	03170	2910-969-8777	00292
2530-053-2513	03857	2920-053-3602	02872
2510-451-3601	03377	2920-065-1976	02944
2530-064-0368	03695	2920-085-9046	00576
2530-065-4794	03419	2920-302-6499	02667
2530-065-4295	03418	2920-358-6960	07776
2530-215-4150	01123	2920-513-3008	00458
2530-219-4150	01792	2920-533-3009	00486
2530-296-1173	03819	2920-533-3011	00468
2530-303-5032	03276	2920-536-5436	00643
2530-401-3727	03601	2920-536-5436	02812
2530-450-9286	03165	2920-555-2813	02696
2530-450-9287	02377	2920-677-8884	00554
2530-531-5941	04270	2920-677-5884	02706
2530-591-7500	03710	2920-679-3425	02761
2530-736-8540	05556	2920-706-7499	04793
2530-854-4457	03627	2920-706-7499	05206
2530-951-4246	01787	2920-706-7499	05689
2510-959-6854	03378	2920-712-1259	02676
2530-961-1169	03624	2920-714-6128	00697
2230-968-4115	03299	7920-714-6128	02871
2530-969-8773	03836	2920-792-8994	00494
2530-969-8774	03837	2920-810-7082	00661
2540-070-8528	04817	2920-810-7082	02930
2540-287-2317	04967	2920-960-2772	02718
7540-461-3610	04182	2920-961-5572	02809
2540-461-3613	04181	2920-961-5573	02810
2590-253-7230	03056	2920-961-5574	00484
2590-253-7230	03793	2920-961-5574	00641
2590-801-2355	02943	2920-961-5574	02180
2610-051-9464	03713	2920-961-5575	00640
2610-275-8000	03714	7920-962-4587	02811
2805-341-3978	02311	2920-985-0273	00534
2805-363-4695	02263	2920-985-0273	02741
2805-585-8657	00003	2930-303-3257	02266
2805-586-S205	00073	2930-652-5147	00418
2805-649-9446	07219	2930-736-8539	05492
2805-664-8917	00093	2930-736-8539	05493
7805-967-4577	02208	2930-736-8539	05696
2805-962-4578	02202	2930-736-8541	05089
2805-966-3827	00008	2930-960-8174	00371
2815-131-5527	00064	2930-960-8175	02620
2815-605-5038	00078	2930-966-9129	02639
2815-605-5038	02182	2930-990-1686	02642
2910-065-1921	02571	7940-141-9026	00057
7910-065-1921	02838	2940-580-6283	02294
2910-284-0403	00238	2940-966-9130	02478
2910-442-5844	00297	2990-052-8963	00351
2910-447-5844	02516	2990-289-7368	02359
2910-537-0228	00237	2990-374-1073	02605
2910-594-2293	02559	2990-442-9746	00355
2910-605-5379	00168	2990-961-5576	00313
2910-652-4446	02558	2990-961-9521	00044
2910-710-6054	02465	2990-962-4594	02546

**SECTION V. INDEX-FEDERAL STOCK NUMBER AND REFERENCE NUMBER  
CROSS-REFERENCE TO INDEX NUMBER**

<u>STOCK NUMBER</u>	<u>INDEX NUMBER</u>	<u>STOCK NUMBER</u>	<u>INDEX NUMBER</u>
2990-966-3817	00316	4010-186-9388	05643
2990-966-7225	02608	4010-220-5101	01451
2990-968-7277	00347	4010-222-4484	02139
3030-526-5611	00117	4010-222-4484	02159
3030-52q-5079	00454	4010-269-9304	00958
3030-649-9445	02659	4010-269-9304	02163
3030-736-8528	05576	4010-269-9329	02127
3030-778-1241	03810	4010-269-9329	02129
3030-821-8270	04260	4010-269-9329	02160
3030-821-8277	00441	4010-269-9335	02118
3040-450-9497	01867	4010-269-9335	02126
3040-450-9498	01866	4010-274-6824	02121
3110-100-0329	03666	4010-274-6824	02123
3110-100-0595	03655	4010-274-6824	02131
3110-100-0614	03654	4010-274-6824	02133
3110-100-0643	03660	4010-274-6824	02162
3110-100-3621	03658	4010-274-6831	02117
3110-100--655	03657	4010-274-6831	02119
3110-142-4390	03665	4010-274-6831	02164
3110-227-3719	03659	4010-542-2290	02125
3120-449-5104	02106	4010-542-2790	02135
3805-872-9709	04805	4010-542-2290	02137
3805-872-9709	05219	4010-542-2290	02161
3305-872-9709	05676	4010-641-3713	01094
3810-065-1905	04055	4010-641-3713	02165
3810-065-4283	04054	4030-125-2751	01558
3810-065-4284	04056	4030-125-2918	01559
3810-065-5764	04057	4030-125-3101	01484
3810-075-7070	02572	4030-125-3101	01541
3510-075-7070	02819	4030-125-3101	02198
3810-930-0360	04232	4030-531-3055	01557
3810-962-4520	01178	4210-886-0975	05586
3810-962-4520	01751	4210-889-2221	02142
3810-962-4520	01752	4210-899-2221	04276
3810-962-4520	02185	4310-576-3717	05579
3810-962-4521	01708	4310-790-9911	05162
3810-967-3170	01126	4520-325-0636	04800
3810-968-4073	01875	4520-774-6129	04816
3810-968-4076	01718	4520-774-6129	05230
3810-968-4078	01144	4520-774-6129	05691
3810-968-4078	01840	4520-854-3589	04786
3810-968-4080	01125	4520-854-3589	05201
3810-968-4082	01148	4520-854-3589	05671
3810-968-4682	01841	4540-726-2199	04105
3810-968-6276	01158	4710-200-0283	03842
3810-968-6276	01172	4710-218-5719	03843
3810-968-6276	01733	4710-227-5531	042R5
3810-968-6277	01132	4710-277-5524	05635
3810-968-6277	01832	4710-277-5524	05654
3810-968-6277	01839	4710-277-5525	00763
3810-969-8712	01781	4710-277-5525	01150
3815-084-0492	01417	4710-277-5525	01699
3815-120-4804	01442	4710-277-5525	01702
3815-120-4805	01450	4710-277-5525	01705
3815-294-9682	01427	4710-277-5525	02152
3815-352-0818	01253	4710-277-5525	03464
3815-436-2840	01431	4710-277-5525	03467
3815-507-6756	01502	4710-277-5525	03500
3815-540-4756	01441	4710-277-5525	03503
3815-541-9839	01413	4710-277-5525	03515
3815-585-8812	01443	4710-277-5525	04150
3815-618-1128	01421	4710-277-5575	04153
3815-649-8519	01604	4710-277-5525	04283
3815-661-4719	01379	4710-277-5525	04908
3815-661-9415	01428	4710-277-5525	05633
3015-926-3906	01430	4710-277-5525	05637
3930-012-6580	00768	4710-277-5525	05656
4010-176-7941	01075	4710-277-5527	02153
4010-186-9388	04320	4710-277-5527	03461
4010-186-9389	05005	4710-277-5527	03509

**SECTION V INDEX-FEDERAL STOCK NUMBER AND REFERENCE NUMBER  
CROSS-REFERENCE TO INDEX NUMBER (Continued)**

<u>STOCK NUMBER</u>	<u>INDEX NUMBER</u>	<u>STOCK NUMBER</u>	<u>INDEX NUMBER</u>
4710-277-5527	03512	4720-202-9183	04930
4710-277-5527	03518	4720-202-9183	04932
4710-277-5527	03539	4720-202-9183	05645
4710-277-5527	03542	4720-203-0298	04172
4710-277-5527	03569	4720-203-0298	04174
4710-277-5527	03572	4720-203-0798	04176
4710-277-5527	03587	4770-203-0298	04279
4710-277-5527	03590	4720-203-6527	04219
4710-277-5527	04156	4720-235-4123	05318
4710-277-5527	04282	4720-235-4123	05320
4710-277-5527	04910	4720-235-4123	05646
4710-277-5527	05630	4720-235-4133	05263
4710-277-5527	05655	4720-235-4133	05270
4710-277-5529	03470	4720-235-4133	05286
4710-277-5529	03473	4720-235-4133	05292
4710-277-5529	03476	4720-235-4133	05300
4710-277-5529	03479	4720-235-4133	05648
4710-277-5529	03482	4720-278-1109	04850
4710-277-5529	03485	4720-279-1109	05650
4710-277-5529	03488	4720-289-5713	00068
4710-277-5529	03491	4720-289-5213	00072
4710-277-5529	03494	4720-289-5213	00077
4710-277-5529	03497	4720-289-5213	02145
4710-277-5529	03521	4720-379-0086	05274
4710-277-5529	03524	4720-379-0086	05289
4710-277-5579	03527	4720-379-0096	05296
4710-277-5529	03530	4720-379-0086	05649
4710-277-5529	03513	4720-444-9444	00399
4710-277-5529	03536	4720-684-0260	05267
4710-277-5529	03551	4720-684-0260	05278
4710-277-5529	03554	4720-684-0260	05282
4710-277-5579	03557	4720-684-0260	05304
4710-277-5529	03560	4720-684-0260	05308
4710-277-5529	03563	4720-684-0260	05312
4710-277-5529	03566	4720-684-0260	05647
4710-277-5529	03578	4720-846-5116	04912
4710-277-5529	0358	4720-846-5116	04920
4710-277-5529	03584	4720-846-5116	04924
4710-277-5529	03640	4720-846-5116	05495
4710-277-5529	03640	4720-846-5116	05497
4710-277-5729	03643	4720-846-5116	05499
4710-277-5529	03646	4720-846-5116	05501
4710-277-5529	03649	4720-846-5116	05644
4710-277-5529	04286	4720-R82-5624	04824
4710-277-7581	03593	4720-882-5624	04826
4710-277-7581	04284	4720-R82-5624	05651
4710-277-7748	03545	4730-010-3867	02103
4710-277-7748	03548	4730-010-3874	02648
4710-277-7748	03575	4730-010-3875	03291
4710-278-5401	03326	4730-011-3175	04883
4710-278-5401	03423	4730-011-4627	01149
4710-278-5401	04281	4730-011-6452	04879
4710-289-8041	03506	4730-011-6452	05632
4710-350-9886	02154	4730-011-8539	03508
4710-424-0847	05652	4730-012-0141	03469
4710-441-0682	01700	4730-012-0141	03472
4710-441-0690	01703	4730-012-0141	03475
4710-457-6635	01143	4730-012-0141	03478
4710-457-6639	01145	4730-012-0141	03481
4710-639-9441	00403	4730-012-0141	03484
4710-639-9441	00405	4730-012-0141	03487
4710-639-9441	01828	4730-012-0141	03490
4710-639-9441	02147	4730-012-0141	03493
4720-192-8473	04220	4730-012-0141	03496
4720-202-9183	04914	4730-012-0141	03505
4720-202-9183	04916	4730-012-0141	03520
4720-202-9183	04918	4730-012-0141	03523
4720-202-9183	04922	4730-012-0141	03526
4720-202-9183	04926	4730-012-0141	03529
4720-202-9183	04928	4730-012-0141	01532

**SECTION V INDEX-FEDERAL STOCK NUMBER AND REFERENCE NUMBER  
CROSS-REFERENCE TO INDEX NUMBER (Continued)**

<u>STOCK NUMBER</u>	<u>INDEX NUMBER</u>	<u>STOCK NUMBER</u>	<u>INDEX NUMBER</u>
4730-012-0141	03535	4730-277-5736	05105
4730-012-0141	03S50	4730-277-5736	05106
4730-012-0141	03553	4730-277-7905	05601
4730-012-0141	03556	4730-277-8263	04743
4730-012-0141	03559	4730-277-8273	04206
4730-012-0141	03562	4730-277-9132	02511
4730-012-0141	03565	4730-278-3001	04215
4730-012-0141	03577	4730-278-3167	03377
4730-012-0141	03580	4730-278-3167	0502?
4730-012-0141	03593	4730-278-3167	05606
4730-012-0141	03639	4730-278-4323	04851
4730-012-0141	03639	4730-278-8562	03466
4730-017-0141	03642	4730-278-8562	03544
4730-012-0141	03645	4730-278-8567	03547
4730-012-0141	03648	4730-278-9360	05133
4730-014-4355	03367	4730-288-9363	00050
4730-015-2296	05390	4730-289-0105	05611
4730-015-2360	05336	4730-289-2404	05224
4730-015-2364	05131	4730-289-2830	05000
4730-015-2364	05132	4730-289-2830	05001
4730-018-9566	02565	4730-353-2995	01116
4730-047-8988	00287	4730-353-2995	01779
4730-042-8988	00430	4730-358-5965	03301
4730-044-4861	02302	4730-364-1466	02496
4730-050-1357	04222	4730-374-6947	05261
4730-050-4708	01419	4730-374-6947	05269
4730-050-4208	01445	4730-374-6947	05272
4730-050-4208	01798	4730-374-6947	05284
4730-050-4208	02374	4730-374-6947	05288
4730-050-4209	03174	4730-374-6947	05291
4730-050-4208	03274	4730-374-6947	05294
4730-050-4208	03733	4730-374-6947	05298
4730-081-7536	05603	4730-384-0010	01118
4730-107-2966	00302	4730-384-0010	01780
4730-107-2966	02522	4730-424-5972	00758
4730-172-0034	01907	4730-426-2190	05607
4730-187-1413	01444	4730-484-5756	00390
4730-188-1183	03031	4730-499-6902	03387
4730-188-3515	02619	4730-555-1765	04978
4730-193-0869	03029	4730-580-7469	05612
4730-194-0219	05605	4730-585-7498	03834
4730-196-1963	05158	4730-595-0083	03635
4730-196-1993	05323	4730-595-0083	03635
4730-196-2006	05324	4730-618-7038	00765
4730-200-0394	00407	4730-639-9730	05157
4730-200-0396	04256	4730-683-8718	00087
4730-202-9381	00066	4730-683-8787	00067
4730-202-9381	00070	4730-683-8787	00071
4730-202-9381	00075	4730-683-8787	00076
4730-203-3553	05262	4730-694-5094	00408
4730-203-3553	05273	4730-810-9803	04742
4730-203-3553	05285	4730-811-3663	03360
4730-203-3553	05299	4730-854-6709	04207
4730-203-4251	02647	4730-902-8990	04880
4730-227-1839	05334	4730-930-4057	03574
4730-230-1996	0s328	4820-595-3669	03634
4730-230-1996	05332	5300-680-500	02938
4730-249-2029	03035	5305-010-0001	03024
4730-249-2029	05483	5305-010-0160	04345
4730-249-2029	05486	5105-010-0161	01945
4730-249-?067	05487	5305-010-0161	02100
4730-249-2067	05438	5305-010-0504	03450
4730-253-0637	00762	5305-010-0777	00476
4730-253-0637	01698	5305-010-0777	02684
4730-253-0637	03499	5305-010-6972	00357
47A0-253-0640	05276	5305-012-0655	04436
4730-253-5512	05277	5305-012-1742	03973
4730-254-6238	05485	5305-012-1742	04490
4730-263-5265	03454	5305-012-1832	00615
4730-277-5553	05150	S305-012-1832	00624

**SECTION V INDEX-FEDERAL STOCK NUMBER AND REFERENCE NUMBER  
CROSS-REFERENCE TO INDEX NUMBER (Continued)**

<u>STOCK NUMBER</u>	<u>INDEX NUMBER</u>	<u>STOCK NUMBER</u>	<u>INDEX NUMBER</u>
5305-012-1832	02794	5305-068-0502	05441
5305-012-1887	03414	5305-068-0502	05442
5305-012-2119	01087	5305-068-0502	05443
5305-012-2138	04229	5305-068-0502	05444
5305-013-2867	05580	5305-068-0502	05445
5305-011-7900	05227	5305-068-0507	05448
5305-013-7900	05228	5305-068-0502	05449
5305-016-9464	04798	5305-068-0502	05450
5305-016-9464	05211	5305-068-0502	05451
5305-017-9841	01161	5305-068-0502	05452
5305-017-9841	01919	5305-068-0502	05624
5305-017-9841	04516	5305-069-5574	04391
5305-017-9843	03442	5305-071-1322	04552
5305-017-9843	05447	5305-071-1775	01944
5305-017-9848	04833	5305-071-1775	01965
5005-017-9848	04891	5305-071-1779	02683
5305-017-9849	00436	5305-071-2239	04344
5305-018-0129	04266	5305-071-2740	02591
5305-019-6279	02649	5305-071-2241	01824
5305-018-6283	02650	5305-071-2241	02061
5305-021-5465	02397	5305-071-2241	05438
5305-021-6085	01555	5305-083-1859	00474
5305-022-0801	01536	5305-083-1859	02829
5305-042-0461	04811	5305-088-8332	04394
5305-047-0461	05226	5305-088-8332	04399
5305-042-1681	01826	5305-206-8302	04775
5305-042-4203	04131	5305-206-8302	04812
5305-042-6417	01996	5305-206-8302	04813
5305-042-6417	04015	5305-206-8302	04814
5305-047-8211	02398	5305-206-8302	05190
5305-043-6589	04902	5305-207-5598	00210
5305-044-4151	02498	5305-207-7669	03652
5305-044-4153	04016	5305-225-3839	02466
5305-044-4153	04018	5305-225-3839	02937
5305-044-5503	00570	5305-249-0220	01350
5305-044-5503	04017	5305-269-2803	04132
5305-044-5564	04025	5305-269-3210	01022
5305-045-1988	04390	5105-269-3211	00338
5305-050-1077	01217	5305-269-3211	05446
5305-051-0827	02063	5305-269-3212	00318
5305-052-8241	04904	5305-269-3712	02308
5305-052-8241	05457	5305-269-3212	02364
5305-054-9273	01220	5305-269-3213	03445
5305-054-9299	01922	5305-269-3213	03163
5305-054-9292	01838	5305-269-3215	04335
5305-059-8249	02888	5305-270-7554	05440
5305-068-0500	01761	5305-275-3986	02450
5305-068-0500	02549	5305-276-2214	03971
5305-068-0501	04892	5305-276-2214	04551
5305-068-0501	05625	5305-281-2655	02941
5305-068-0502	00359	5305-281-6393	04139
5305-068-0507	00447	5305-282-1031	04546
5305-068-0502	02409	5305-285-1243	07147
5305-068-0507	02534	5305-295-1241	03008
5305-068-0502	02886	5305-285-4540	00746
5305-068-0502	02939	5305-290-2281	04545
5305-068-0502	03089	5305-290-3004	04651
5305-069-0502	04832	5305-290-3004	05060
5305-068-0502	04889	5305-290-3051	04020
5305-068-0502	04890	5305-331-3256	04544
5305-068-0502	04891	5305-515-9052	04435
5305-068-0502	04893	5305-515-9052	04437
5305-068-0502	04894	5305-543-4952	03150
5305-068-0502	04895	5305-550-1310	01473
5305-068-0502	04896	5305-560-9647	04489
5305-068-0502	05161	5305-560-9647	04724
5305-068-0502	05245	5305-560-9647	04761
5305-068-0502	05246	5305-560-9647	05247
5305-068-0502	05437	5305-560-9647	05248
5305-068-0502	05439	5305-577-5462	0372

**SECTION V INDEX-FEDERAL STOCK NUMBER AND REFERENCE NUMBER  
CROSS-REFERENCE TO INDEX NUMBER (Continued)**

<u>STOCK NUMBER</u>	<u>INDEX NUMBER</u>	<u>STOCK NUMBER</u>	<u>INDEX NUMBER</u>
5305-558-8491	03448	5305-984-5684	00059
5305-582-8491	04548	5305-984-5689	05453
5305-582-8491	04650	5305-984-5691	05456
5305-587-8491	04797	5305-984-6194	02889
5305-582-8491	05057	5305-984-6197	04671
5305-582-8491	05059	5305-984-6208	03972
5305-582-8491	05210	5305-984-6210	04488
5305-582-8494	04549	5305-984-6210	05142
5305-582-8494	05058	5305-984-6212	04543
5305-619-3555	05436	5305-984-6212	04549
5305-637-4031	03193	5305-984-6212	05095
5305-680-6323	00317	5305-984-6212	05454
5305-696-5276	02697	5305-984-6212	05455
5305-710-4192	03826	5305-984-6214	02887
5305-724-5896	01862	5305-984-6214	04141
5305-724-5910	01054	5305-984-7363	04487
5305-724-5910	01510	5305-988-1170	02940
5305-724-5910	02399	5305-988-1171	00717
5305-724-5910	02535	5305-988-1721	03970
5305-724-5913	01920	5305-988-1723	03994
5305-724-5913	01943	5305-988-1723	04024
5305-724-5913	02062	5305-988-1723	04414
5305-724-6810	01921	5305-980-1724	02942
5305-724-7210	02065	5305-988-1724	04135
5305-724-7214	01711	5305-988-1725	00781
5305-726-2551	03317	5305-988-1725	01184
5305-761-4227	01760	5305-988-1725	04136
5305-782-9495	03873	5305-988-1725	04137
5305-782-9495	05595	5305-988-1725	04900
5305-821-7223	04134	5305-988-1726	02698
5305-836-3654	01556	5305-989-7434	03969
5305-R52-4412	04901	5305-989-7434	04796
5305-855-0956	03021	5305-989-7434	04834
5305-855-0969	04778	5305-989-7434	04835
5305-855-0969	04792	5305-989-7434	04898
5305-855-0969	05193	5305-989-7434	05209
5305-855-0969	05212	5305-989-7435	00300
5305-879-7941	04684	5305-995-3441	04899
5305-879-7941	04696	5305-995-3444	03449
5305-879-7941	04702	5306-017-9814	00483
5305-879-7941	04707	5306-019-Z905	04312
5305-879-7941	04712	5306-021-5368	04593
5305-879-7941	04725	5306-021-6306	05559
5305-879-7941	04903	5306-021-8080	01415
5305-879-7941	05249	5306-022-7682	04363
5305-879-7941	05467	5306-022-7682	04985
5301-889-3002	00731	5306-022-7682	04989
5305-903-7298	01447	5306-022-7682	05148
5305-958-5246	04409	5306-022-8002	04628
5305-958-5247	04346	5306-022-8002	04984
5305-958-5252	04392	5306-028-4206	04453
5305-958-5253	04347	5306-141-2839	04599
5305-958-5253	04393	5306-149-7109	04452
5305-959-4159	05458	5306-206-4270	01783
5305-959-4159	05459	5306-207-3483	03369
5305-959-4159	05460	5306-207-3802	01457
5305-959-4159	05461	5306-208-1523	04587
5305-959-4159	05462	5306-208-1523	04601
5305-959-4159	05463	5306-225-8497	04416
5305-959-4159	05464	5306-225-8497	04417
5305-959-4159	05465	5306-225-8497	04419
5305-959-4159	05466	5306-225-8497	04585
5305-959-7016	03880	5306-225-8497	04586
5305-978-9393	01861	5306-225-8497	04588
5305-984-1208	04550	5306-225-8497	04590
5305-984-4989	04776	5306-225-8497	04591
5305-984-49q99	04777	5306-225-8497	04594
5305-984-4989	05191	5306-225-8497	04595
5305-984-4989	05192	5306-225-8497	04596
5305-984-5678	01764	5306-225-8497	04597



**SECTION V INDEX-FEDERAL STOCK NUMBER AND REFERENCE NUMBER  
CROSS-REFERENCE TO INDEX NUMBER (Continued)**

<u>STOCK NUMBER</u>	<u>INDEX NUMBER</u>	<u>STOCK NUMBER</u>	<u>INDEX NUMBER</u>
5306-225-8497	04598	5310-010-3319	02959
5306-225-8497	04681	5310-010-3319	02960
5306-225-8497	04987	5310-010-3319	03025
5306-225-8497	04988	5310-010-3319	03091
5306-225-8497	04990	5310-010-3319	03198
5306-225-8498	02615	5310-010-3319	03199
5306-225-8498	04374	5310-010-3319	03331
5306-225-8491	04376	5310-010-3319	03613
5306-225-8499	00327	5310-010-3319	03618
5306-225-8499	00961	5310-010-3319	03804
5306-225-8499	02480	5310-010-3319	03912
5306-225-8499	02660	5310-010-3319	04044
5306-225-8499	04364	5310-010-3319	04048
5306-225-8499	04418	5310-010-3319	04095
5306-225-8499	04592	5310-010-3319	04161
5306-225-8499	04600	5310-010-3319	04162
5306-225-8499	04991	5310-010-3319	04165
5306-225-8499	04992	5310-010-3319	04353
5306-225-8499	05081	5310-010-3319	04355
5306-725-8502	04375	5310-010-3319	04371
5306-225-8502	04589	5310-010-3319	04410
5306-225-8503	04986	5310-010-3319	04469
5306-225-8505	04727	5310-010-3319	04841
5306-266-4102	04454	5310-010-3319	04842
5306-268-5961	01500	5310-010-3319	04936
5306-271-2280	02626	5310-010-3319	04937
5306-272-4286	01416	5310-010-3319	04940
5306-299-7364	04751	5310-010-3319	04941
5306-299-2366	04311	5310-010-3319	04943
5306-299-2366	04983	5310-010-3319	04949
5306-299-2366	05168	5310-010-3319	04955
5306-299-2372	04328	5310-010-3319	04956
5306-400-0659	02652	5310-010-3319	04957
5306-550-3711	01877	5310-010-3319	05255
5306-638-1459	03811	5310-010-3319	05257
5306-638-5958	01458	5310-010-3319	05508
5306-680-7488	02651	5310-010-3319	05510
5306-687-7526	02627	5310-010-3319	05511
5306-946-4847	01429	5310-010-3319	05512
5307-206-5441	02352	5310-010-3319	05514
5307-206-5461	02351	5310-010-3319	05515
5307-706-5504	02353	5310-010-3319	05516
5307-447-7372	02346	5310-010-3319	05517
5307-638-2075	00374	5310-010-3319	05518
5307-816-3293	03702	5310-010-3319	05520
5310-010-0634	04854	5310-010-3319	05523
5310-010-2615	04429	5310-010-3319	05529
5310-010-2639	04515	5310-010-3319	05532
5310-010-3028	02019	5310-010-3319	05533
5510-010-3129	04484	5310-010-3319	05534
5310-010-3129	05112	5310-010-3319	05638
5310-010-3319	00361	5310-010-3319	05639
5310-010-A319	00362	5310-010-3320	00061
5310-010-3319	00449	5310-010-3320	00277
5310-010-3319	00718	5310-010-3320	00340
5310-010-3319	00783	5310-010-3320	01047
5310-010-3319	00849	5310-010-3320	01168
5310-010-3319	00931	5310-010-3320	01831
5310-010-3319	01156	5310-010-3320	02059
5310-010-3319	01189	5310-010-3320	02500
5310-010-3319	01773	5310-010-3320	02623
5310-010-3319	02405	5310-010-3320	02662
5310-010-3319	02412	5310-010-3320	03615
5310-010-3319	02467	5310-010-3320	03616
5310-010-3319	02503	5310-010-3320	03621
5310-010-3319	02552	5310-010-3320	03830
5310-010-3319	02597	5310-010-3320	04049
5310-010-3319	02890	5310-010-3320	04372
5310-010-3319	02954	5310-010-3320	04406
5310-010-3319	02956	5310-010-3320	04407

**SECTION V INDEX-FEDERAL STOCK NUMBER AND REFERENCE NUMBER  
CROSS-REFERENCE TO INDEX NUMBER (Continued)**

<u>STOCK NUMBER</u>	<u>INDEX NUMBER</u>	<u>STOCK NUMBER</u>	<u>INDEX NUMBER</u>
5310-010-3320	04445	5310-010-3329	03376
5310-010-3320	04446	5310-010-3333	01562
5310-010-3320	04447	5310-010-6498	04164
5310-010-3320	04691	5310-010-8579	03416
5310-010-3320	04938	5310-011-0405	04258
5310-010-3320	04939	5310-011-4776	04641
5310-010-3320	04944	5310-011-4776	05050
5310-010-3320	04945	5310-011-5549	01188
5310-010-3320	04946	5310-011-5549	01776
5310-010-3320	04947	5310-011-5549	02324
5310-010-3320	04948	5310-012-0361	00743
5310-010-3320	04950	5310-012-0361	03005
5310-010-3320	04952	5310-012-0361	04432
5310-010-3320	04953	5310-012-0361	05355
5310-010-3320	04954	5310-012-0368	03375
5310-010-3320	04958	5310-012-0376	00334
5310-010-3320	34963	5310-012-0376	00986
5310-010-3320	05099	5310-012-0376	02047
5310-010-3320	05525	5310-012-0376	02492
5310-010-3320	05531	5310-012-0376	04007
5310-010-3320	05536	5310-012-0377	01528
5310-010-3320	05537	5310-012-0423	04050
5310-010-3320	05564	5310-012-0423	04159
5310-010-3322	02612	5310-012-0423	04160
5310-010-3322	03227	5310-012-0614	04790
5310-010-3322	04405	5310-012-0614	05222
5310-010-3323	00144	5310-012-0731	03881
5310-010-3323	00305	5310-012-1326	01482
5310-010-3323	01712	5310-012-1574	01438
5310-010-3323	01724	5310-012-1574	01517
5310-010-3323	01818	5310-012-1753	00450
5310-010-3323	01863	5310-012-1753	03999
5310-010-3323	01949	5310-012-1753	04053
5310-010-3323	01950	5310-012-1932	03126
5310-010-3323	01970	5310-012-1932	03817
5310-010-3323	02078	5310-012-2736	03815
5310-010-3323	02110	5310-012-2236	04119
5310-010-3323	02539	5310-012-3221	00286
5310-010-3323	02656	5310-012-4834	04324
5310-010-3323	03357	5310-012-4834	04385
5310-010-3323	03631	5310-013-1182	02796
5310-010-3323	03780	5310-013-1245	03982
5310-010-3323	03829	5310-013-4530	04773
5310-010-3323	03876	5310-013-4530	04774
5310-010-3323	04043	5310-013-4530	05188
5310-010-3323	04045	5310-013-4530	05189
5310-010-3323	04356	5310-013-4530	05221
5310-010-3323	04731	5310-013-8502	00755
5310-010-3323	05598	5310-013-8542	02831
5310-010-3325	01062	5310-013-8542	03026
5310-010-3325	01070	5310-014-0233	02408
5310-010-3325	01481	5310-017-3122	04951
5310-010-3325	01548	5310-017-3122	05098
5310-010-3325	01869	5310-017-3124	04675
5310-010-3325	01928	5310-017-3124	04962
5310-010-3325	02076	5310-017-3124	05153
5310-010-3325	02077	5310-017-3124	05163
5310-010-3325	02538	5310-017-3124	05527
5310-010-3325	03068	5310-017-3128	00479
5310-010-3325	03617	5310-017-3128	00489
5310-010-3325	03805	5310-017-7581	00716
5310-010-3325	04046	5310-017-7581	02406
5310-010-3325	04521	5310-017-7581	02464
5310-010-3326	00955	5310-017-7581	02495
5310-010-3326	00956	5310-017-7581	02694
5310-010-3326	01228	5310-017-7581	02884
5310-010-3326	01480	5310-017-7581	02978
5310-010-3326	01561	5310-017-7581	02932
5310-010-3326	02002	5310-017-7581	03022
5310-010-3326	03938	5310-017-7581	03087

**SECTION V INDEX-FEDERAL STOCK NUMBER AND REFERENCE NUMBER  
CROSS-REFERENCE TO INDEX NUMBER (Continued)**

<u>STOCK NUMBER</u>	<u>INDEX NUMBER</u>	<u>STOCK NUMBER</u>	<u>INDEX NUMBER</u>
5310-017-7581	03177	5310-167-0820	04848
5310-017-7581	03310	5310-167-0822	02354
5310-017-7581	03411	5310-167-1366	04670
5310-017-1781	03758	5310-167-1366	05086
5310-017-7581	04004	5310-176-8137	04333
5310-017-7581	04006	5310-176-8137	04386
5310-017-7581	04120	5310-176-8137	04393
5310-017-7581	04121	5310-176-8137	04760
5310-017-7581	04122	5310-176-8137	05087
5310-017-7581	04123	5310-176-8137	05241
5310-017-8349	04783	5310-176-8137	05243
5310-017-8349	04802	5310-176-8139	00780
5310-017-8349	05198	5310-187-7071	04653
5310-017-8364	04673	5310-187-7071	05062
5310-017-8364	05216	5310-188-4233	00321
5310-017-8378	05519	5310-189-4412	04263
5310-017-8535	05526	5310-208-3508	05568
5310-017-8554	04942	5310-209-2445	04093
5310-017-8554	05522	5310-219-8200	04493
5310-017-8554	05530	5310-261-7340	00261
5310-017-8591	00481	5310-261-7340	00306
5310-017-8591	02689	5310-261-7340	00322
5310-018-7123	00663	5310-261-7340	00341
5310-022-0072	04255	5310-261-7340	00378
5310-022-0081	01466	5310-261-7340	00413
5310-022-0081	01543	5310-261-7340	00439
5310-022-0087	01544	5310-261-7340	00774
5310-022-0087	01605	5310-261-7340	01019
5310-042-6096	01084	5310-261-7340	01045
5310-042-6096	02929	5310-261-7340	01046
5310-042-6096	02984	5310-261-7340	01048
5310-042-6096	03311	5310-261-7340	01099
5310-042-6096	03432	5310-261-7340	01819
5310-042-6096	04124	5310-261-7340	01927
5310-043-2226	00229	5310-261-7340	02370
5310-044-6210	04403	5310-261-7340	02404
5310-044-6210	05507	5310-261-7340	02461
5310-045-1029	01507	5310-261-7340	02598
5310-045-3296	02891	5310-261-7340	02599
5310-045-3296	04166	5310-261-7340	02624
5310-045-3296	04401	5310-261-7340	02565
5310-045-3296	04448	5310-261-7340	02657
5310-045-3296	04964	5310-261-7340	02957
5310-045-3296	05256	5310-261-7340	02986
5310-045-3296	05258	5310-261-7340	03027
5310-045-3296	05521	5310-261-7340	03200
5310-045-3296	05588	5310-261-7340	03305
5310-050-2217	01880	5310-261-7340	03132
5310-050-2233	04352	5310-261-7340	03614
5310-050-2233	05505	5310-261-7340	03620
5310-050-2238	04443	5310-261-7340	03705
5310-050-3624	02695	5310-261-7340	03831
5110-054-1844	02411	5310-261-7340	04051
5310-054-1844	03153	5310-261-7340	04052
5310-054-1844	04226	5310-261-7340	04157
5310-080-6004	04338	5310-261-7340	04163
5310-080-6004	04350	5310-261-7340	04234
5310-080-6004	04492	5310-261-7340	04267
5310-080-6004	04935	5310-261-7340	04339
5310-080-6004	05252	5310-261-7340	04340
5310-085-3891	03632	5310-261-7340	04354
5310-085-3891	04273	5310-261-7340	04357
5310-087-5353	01887	5310-261-7340	04520
5310-087-7493	02058	5310-261-7340	04840
5310-087-7493	03827	5310-261-7340	04843
5310-141-1795	03997	5310-261-7340	04959
5310-147-2065	04369	5310-261-7340	04960
5310-141-2065	04735	5310-261-7340	04961
5310-147-2065	05506	5310-261-7340	05114
5310-167-0820	04741	5310-261-7340	05253

**SECTION V INDEX-FEDERAL STOCK NUMBER AND REFERENCE NUMBER  
CROSS-REFERENCE TO INDEX NUMBER (Continued)**

<u>STOCK NUMBER</u>	<u>INDEX NUMBER</u>	<u>STOCK NUMBER</u>	<u>INDEX NUMBER</u>
5310-261-7340	05254	5310-595-6509	04709
5310-261-7340	05509	5310-595-7208	00490
5310-261-7340	05513	5310-595-7208	00672
5310-261-7340	05524	5310-596-4989	00406
5310-261-7340	05328	5310-596-4989	00417
5310-261-7340	00555	5310-596-4989	02289
5310-261-7340	05563	5310-596-4989	02644
9310-261-7340	05599	5310-596-7373	03146
5310-262-4715	00478	5310-596-7693	05097
5310-264-3491	03683	5310-596-9442	02531
5310-274-4544	01155	5310-596-9442	01519
5310-274-4544	01843	5310-616-1330	04459
5310-275-6635	01152	5310-616-1330	04463
5310-275-8775	03685	5310-616-3021	02514
5310-276-2698	03309	5310-616-3777	02805
5310-276-3399	03684	5310-616-8120	00149
5310-276-3431	03760	5310-616-8120	03010
5110-276-3698	03681	5310-619-3545	03845
5310-276-8601	03150	5310-619-3555	00353
5310-282-5662	03784	5310-619-3555	00854
5310-285-9262	03648	5310-619-3555	00847
5310-796-9569	04005	5310-619-3555	00912
5310-297-7562	00105	5310-619-3555	03176
5310-297-2562	00106	5310-619-3555	01822
5310-297-1875	00744	5310-619-3555	02014
5310-297-3875	03006	5310-619-3555	22587
5310-298-9261	04493	5310-619-3555	03926
5310-359-0458	01154	5310-619-3555	03179
5310-359-0458	01842	5310-619-3555	03426
5310-3174-084	03786	5310-619-3555	03429
5310-423-8014	03757	5310-619-3555	04008
5310-528-3707	04519	5310-619-3555	04126
5310-543-7629	00058	5310-619-3555	04322
5310-543-2629	00083	5310-619-3555	04325
5310-543-7629	00084	5310-619-3555	04366
5310-543-269	00668	5310-619-3555	04408
5310-543-2629	02018	5310-619-3555	04829
5310-543-2629	02618	5310-619-3555	04830
5310-543-2629	03428	5310-619-3555	04952
5310-543-2629	04367	5310-619-3555	04853
5310-543-2629	04387	5310-619-3555	04056
5310-543-2629	04430	5310-619-3555	04857
5310-543-2629	04431	5310-619-3555	04959
5310-543-7629	04689	5310-619-3555	04861
5310-543-2629	04730	5310-619-3555	04866
5310-543-2629	04855	5310-619-3555	04871
5310-543-2629	04860	5310-619-3555	04872
5310-543-2629	04862	5310-619-3555	04873
5310-543-2629	04863	5310-619-3555	05151
5310-543-2629	04864	5310-619-3555	05159
5310-543-2629	04865	5310-619-3555	05240
5310-543-2629	04867	5310-619-3555	05242
5310-543-2629	04868	5310-619-3555	05343
5310-543-2629	04869	5310-619-3555	05345
5310-543-2629	04870	5310-619-3555	05346
5310-543-2629	04874	5310-619-3555	05347
5310-543-2629	04878	5310-619-3555	05349
5310-543-2629	05088	5310-619-3555	05350
5310-543-2629	05357	5310-619-3555	05351
5310-543-2629	05358	5310-619-3555	05352
5310-543-2629	05362	5310-619-3555	05353
5310-543-2629	05366	5310-619-3555	05354
5310-543-2629	05367	5310-619-3555	05359
5310-550-1598	04125	5310-619-3555	05361
5310-584-7888	01437	5310-619-3555	05364
5310-584-7888	01448	5310-619-3555	05364
5310-584-7912	00369	5310-619-3555	05323
5310-595-6509	04688	5310-619-3556	02578
9310-595-6509	04698	5310-619-3556	03178
5310-595-6509	04704	5310-625-2512	02705

**SECTION V INDEX-FEDERAL STOCK NUMBER AND REFERENCE NUMBER  
CROSS-REFERENCE TO INDEX NUMBER (Continued)**

<u>STOCK NUMBER</u>	<u>INDEX NUMBER</u>	<u>STOCK NUMBER</u>	<u>INDEX NUMBER</u>
5310-625-2516	02753	5310-762-6248	01425
5310-627-6128	03998	5310-762-6248	01506
5310-637-9541	01479	5310-763-8901	02395
5310-637-9541	01540	5310-763-8901	03935
5110-639-6062	03181	5310-763-8905	01935
5310-655-6182	02550	5310-763-8905	01957
310-655-7401	02699	5310-763-6920	00987
S310-655-7423	00138	5310-763-8920	01423
5310-655-7423	00141	5310-763-8921	00947
5310-655-7423	00750	5310-763-8921	01226
5310-655-7423	01742	5310-763-8921	01446
5310-655-9378	04384	5310-763-8921	01878
5310-656-0227	01745	5310-763-8971	01993
5310-656-0227	01913	5310-772-3307	01083
5310-656-0391	01936	5310-805-9964	03433
5310-68S-1429	00293	5310-808-9719	04789
5310-685-1429	00368	5310-808-9719	05204
5310-685-1429	00466	5310-809-3079	00379
5310-685-1429	00935	5310-809-3079	01223
5310-68S-1429	01710	5310-809-3079	03875
5310-685-1429	01813	5310-809-3079	04041
5310-685-1429	01833	5310-809-3079	05565
5310-685-1429	01958	5310-809-4061	01044
5310-685-1429	01986	5310-809-4061	03801
5310-685-1429	02016	5310-809-5997	03828
5310-685-1429	02093	5310-816-1030	01206
5310-685-1429	02674	5310-816-1030	01746
5310-68S-1429	04003	5310-816-1030	01911
5310-685-1479	04323	5310-823-8756	01052
5310-685-1429	05592	5310-834-4836	00377
5310-710-5360	00485	5310-838-6056	04370
5310-720-8536	02607	5310-838-6056	04404
5310-732-0558	00252	5310-838-6056	04444
5310-732-0558	00985	5310-838-6056	04690
5310-732-0558	00988	5310-838-6056	04736
5310-732-0558	01015	5310-844-2463	00333
5310-732-0558	01722	5310-853-2630	02930
5310-732-0558	01811	5310-894-9407	00121
5310-737-0558	01812	5310-894-9407	02321
5310-737-0558	01912	5310-913-4092	04820
5310-732-0558	02388	5310-913-4092	05234
5310-732-0558	02389	5310-951-7209	01224
5310-732-05S8	02585	5310-951-7709	01868
5310-732-0558	02897	5310-951-7209	02537
5310-732-0558	03180	5310-961-8065	04158
5310-732-0558	03427	5310-976-0339	02348
5310-737-0558	04009	5310-987-6562	03197
5310-732-0558	04010	5310-982-6562	03937
5310-737-0558	04326	5310-982-6571	01436
5310-732-0558	04332	5310-999-3086	04351
5310-732-5589	04514	5315-010-3385	01211
5310-732-0558	04827	5315-010-8659	00133
5310-732-0558	04828	5315-011-9198	01995
5310-737-0558	04858	5315-011-9199	02095
5310-732-0558	04875	5315-013-7190	01916
5310-732-0558	04876	5315-013-7218	02391
5310-732-0558	04677	5315-013-7253	01835
5310-732-0558	05238	5315-013-7262	01550
5310-732-0554	05239	5315-013-7308	01468
5310-732-0558	05344	5315-013-7308	01530
5310-737-0558	05348	5315-018-7988	01208
5310-732-0558	05356	5315-033-4676	05567
5310-732-0558	05360	5315-050-5245	04128
5310-732-0558	05365	5315-059-0149	03434
5310-732-0554	05561	5315-059-0706	04341
5310-732-0558	05593	5315-059-0238	02051
5310-734-1702	03879	5315-059-0257	01994
5310-737-4778	00491	5315-187-9550	01938
5310-754-2147	04042	5315-187-9550	01960
5310-762-6248	01424	5315-187-9572	03127

**SECTION V INDEX-FEDERAL STOCK NUMBER AND REFERENCE NUMBER  
CROSS-REFERENCE TO INDEX NUMBER (Continued)**

<u>STOCK NUMBER</u>	<u>INDEX NUMBER</u>	<u>STOCK NUMBER</u>	<u>INDEX NUMBER</u>
5315-187-9572	03148	5330-291-9825	00239
5315-193-6483	01886	5330-467-3615	02489
5315-209-7273	03726	5330-467-3615	03171
5315-234-1657	04434	5330-467-3615	03338
5315-234-1664	01884	5330-467-3615	04280
5315-234-1664	02022	5330-599-1285	00062
5315-238-7153	03814	5330-777-6032	04564
5315-265-0418	01837	5330-957-1527	03696
5315-276-3635	01553	5340-205-6301	02692
5315-298-1481	03775	5340-286-6583	00501
5315-423-7048	02030	5340-322-768?	01078
5315-571-2997	01885	5340-322-7682	04107
5315-584-1639	04882	5340-878-8988	02196
5315-598-6482	02097	5355-269-3211	04224
5315-616-5499	01505	5510-274-5380	03877
5315-649-8470	01532	5680-527-8417	05138
5315-649-8470	02184	5680-527-8417	05539
5315-660-0697	01552	5680-527-8417	05541
5315-664-0134	01915	5690-527-8417	05543
5315-793-2954	03314	5680-527-8417	05545
5315-828-8190	04127	5680-527-8417	05547
5315-839-2395	04881	5680-527-8417	05549
5315-839-7326	03988	5680-527-8417	05551
5315-839-5870	00336	5680-527-8417	05553
5315-839-5820	02050	5680-527-8417	05659
5315-839-5870	03183	5905-065-1938	02870
5315-839-5820	03184	5905-779-6005	04795
5315-839-5822	01210	5905-779-6005	05208
5315-839-5822	01749	5909-779-6005	05690
5315-939-58B2	03373	5925-026-4767	00674
5315-839-5822	04264	5925-026-4767	02836
5315-839-5822	05569	5925-811-2973	04637
5315-842-3044	03312	5925-811-2973	05046
5315-842-3044	04739	5925-811-2973	05664
5315-842-3044	04846	5930-058-1576	02946
5315-846-0126	05006	5930-258-5394	01333
5315-846-4297	01426	5930-296-6318	00699
5315-846-4297	01469	5930-475-5537	05231
5315-846-4207	01531	5930-687-2201	02868
5315-846-4297	01549	5930-692-9258	00769
5315-846-4297	07096	5930-692-9258	03034
5315-849-9854	01551	5930-825-8161	04652
5315-849-9857	01834	5930-825-8161	05061
5315-958-9457	01754	5930-825-8161	05695
5315-958-9458	01086	5930-843-3852	04818
5315-958-9458	01750	5930-843-3852	05232
5315-984-3408	01836	5930-843-3857	05694
5320-017-2861	05419	5930-888-9865	02947
5120-012-2863	05420	5935-201-8983	02701
5320-012-2863	05425	5935-320-4607	05375
5320-012-2863	05426	5935-379-4607	05325
5320-012-2863	05428	5935-399-6676	02913
5320-012-2863	05434	5935-399-6676	03093
5320-012-2863	05435	5935-399-6676	03096
5320-013-5753	05422	5935-399-6676	03099
5320-013-5T53	05423	5915-572-9180	00748
5320-013-5751	05424	5935-651-7907	05377
5320-013-5753	05427	5915-651-7907	05385
5120-013-5751	05429	5935-772-3307	04108
5320-013-5753	05430	5935-772-3309	02924
5320-013-5753	05431	5935-962-2349	01076
5320-013-5753	05432	5935-962-2349	04106
5320-013-5753	05433	5940-038-4036	01410
5320-013-6753	05421	5940-057-2929	03095
5320-755-1021	05136	5940-057-2929	03098
5325-251-2121	05376	5940-143-4775	05379
5325-291-7705	04748	5940-186-7144	00797
5330-245-6159	03339	5940-186-7144	00804
5330-745-6159	04302	5940-186-7144	03071
5330-253-0690	04211	5940-186-7144	03074

**SECTION V INDEX-FEDERAL STOCK NUMBER AND REFERENCE NUMBER  
CROSS-REFERENCE TO INDEX NUMBER (Continued)**

<u>STOCK NUMBER</u>	<u>INDEX NUMBER</u>	<u>STOCK NUMBER</u>	<u>INDEX NUMBER</u>
5940-196-7144	03077	6145-772-0853	02157
5940-204-8961	00700	6210-186-7987	02851
5940-204-9142	04661	h210-553-7437	09878
5940-333-1894	00798	6210-553-7437	02881
5940-333-1894	00801	6210-553-7437	04299
5940-333-1894	00805	6210-699-9457	02851
5940-333-1894	03078	6210-699-9455	02860
5940-507-5739	04504	6270-016-2381	03016
5940-534-0937	00701	6220-299-7475	03003
5940-554-4340	02910	6220-678-9047	02997
5940-617-7896	04666	6220-732-0658	02993
5940-628-0499	04496	6220-736-8545	03015
5940-660-3634	03101	6220-819-7028	02983
5940-705-6700	00778	6240-019-0877	00740
5940-705-6703	02702	6240-019-0877	02988
5040-754-5418	04497	6240-019-0877	02998
5940-905-9037	01409	6240-019-0877	03002
5945-677-1967	04794	6240-019-0877	04297
5945-677-1967	05207	6240-019-3093	00680
5940-677-1967	05688	6240-019-3093	02843
5975-284-7337	04298	6240-044-6914	00735
5975-284-7337	04662	6240-044-6914	02919
5975-284-7337	04667	6240-155-7866	03020
5975-284-7337	04887	6240-155-8714	04640
5975-784-7337	04973	6240-155-8714	05049
5975-284-7337	05071	6240-155-8714	05668
5975-284-7337	05076	6240-266-9940	00687
5975-284-7337	05388	6240-266-9940	02852
5975-284-7337	05658	6240-246-9940	02856
5975-284-7318	04287	6240-266-9940	02861
5975-284-7339	01402	6240-266-9940	02879
5979-784-7339	01404	6240-266-9940	02482
5975-284-7339	02146	6240-266-9940	04298
5975-335-2588	05380	6240-299-6931	01097
5975-335-7588	05657	6240-299-6931	04144
5977-733-9909	07709	6740-643-0687	00727
6140-065-5297	03062	6240-686-4168	02970
6140-065-8591	03061	6350-578-3210	02908
6140-065-8592	03063	6670-115-9042	02848
6145-192-3279	04663	6620-115-9042	02849
6145-192-3279	04668	6620-514-5492	00676
6145-197-3279	05072	6620-533-3126	00411
6145-192-3279	05077	6620-533-3126	02653
6145-192-3279	05381	6620-814-4770	00772
6145-192-3279	05389	662n-814-4770	03037
6145-192-3279	05660	6620-969-8786	00767
6145-500-0211	04290	6620-993-5546	00771
6145-548-2986	04888	6620-993-5546	03036
6145-548-2916	04974	6625-048-7693	00692
6145-548-2986	05661	6680-064-8820	02867
6149-635-9429	02911	6680-064-8820	04240
6145-635-9429	02914	6680-064-8821	02876
6145-635-9429	04291	6680-064-8821	04247
6145-705-4674	00799	6680-282-6165	02866
6145-705-6674	00802	6680-282-6165	04245
6145-705-6674	00806	6680-514-4090	02875
6145-705-6674	02158	6680-514-4090	04246
6145-705-6674	02703	6680-546-0256	00675
614-4705-6674	02756	6680-815-1486	02847
6145-705-6674	03072	6680-966-5785	02833
6145-705-6674	03075	6680-969-8713	00301
6145-705-6674	03079	6685-814-4772	00677
6145-705-6674	04292	6685-814-4772	02850
6145-705-6674	04495	6605-814-5271	00773
6145-705-6674	f(4499	6685-814-5271	03039
6145-705-6614	04503	6810-249-9354	00807
6145-705-6674	04507	6810-249-9354	03080
6145-705-6674	04511	8531-001-0331	00295
6145-705-6674	05642	9320-901-4419	01035
6145-772-0853	00779	9320-901-4419	01037

**SECTION V INDEX-FEDERAL STOCK NUMBER AND REFERENCE NUMBER  
CROSS-REFERENCE TO INDEX NUMBER (Continued)**

<u>STOCK NUMBER</u>	<u>INDEX NUMBER</u>	<u>STOCK NUMBER</u>	<u>INDEX NUMBER</u>
9370-901-4419	01039	9505-198-9127	01411
9320-901-4419	01041	9505-198-9127	02156
9320-901-4419	01043	9510-229-4854	02028
9320-901-4419	07148	9510-229-4854	02150
9340-736-8529	03960	9510-265-1687	01978
9340-736-8529	04537	9510-265-1687	02151
9505-164-2755	03125	9510-596-3553	01002
9505-164-2755	04289	9510-596-3553	02149
9505-196-1462	01407	9515-204-3994	04456
9505-196-1462	02155	9515-204-3994	05653

<u>REFERENCE NO</u>	<u>MFG CODE</u>	<u>INDEX NUMBER</u>	<u>REFERENCE NO</u>	<u>MFG CODE</u>	<u>INDEX NUMBER</u>
AAH00-0378	18265	02474	A123025	70281	04676
AC40522A	63477	03601	A123026	70281	04674
AMH1807	99624	02514	A123027	70781	04669
AMH1813	98624	00296	A123030	70281	04327
AMH1815	98674	02523	A123031	70281	04330
AMH1816	98624	00303	A123032	70281	04313
AR2-82G	79960	00222	A123033	70281	04317
AR4-17B	79960	00151	A123034	70281	04309
AR7	77326	02873	A123039	70281	05313
ASD1004-3	02280	02024	A123040	70281	05491
ASD1004-4	02280	01939	A123041	70281	04934
ASD1004-4	02280	01962	A123043	70281	04478
ASD1006-14	02280	02026	A123044	70281	04474
ASD1009-4	02280	01313	A123045	70281	04473
ASD1010-12	02280	01671	A123046	70281	04726
ASD1069-1	02280	01899	A123047	70281	04745
ASD1069-1	02280	01901	A123048	70281	04578
ASD1069-1	02280	02172	A123049	70281	04737
ASD1084-4	02280	01496	A123052	70281	04705
ASD1084-4	02280	02104	A123054	70281	04694
ASD1084-4	02280	02168	A123056	70281	04680
ASD1099-1	02280	02106	A123057	70281	04683
ASD1109-1	02280	00190	A123058	70281	04682
ASD1304-2	02280	01661	A123059	70281	04700
A1-33301031	78500	03672	A123068	70281	05127
A1-3722F421	78500	03320	A123069	70281	04738
A109365	70281	05089	A123071	70281	0484S
A1199P1394	78500	03266	A123072	70281	04604
A1199P1394	78500	04295	A123073	70281	04715
A1199P394	78500	03279	A123074	70281	04716
A1199S109	97286	03289	A123075	70281	04717
A1199S1917	78500	03711	A123076	70281	04710
A1205N612	78500	03709	A123077	70281	04693
A1205T696	78500	03696	A123078	70281	04692
A1206G2	46522	05683	A123083	70281	04718
A121279	70281	05492	A123084	70281	05140
A121279	70281	05493	A123090	70281	05178
A121279	70281	05696	A123100	70281	03951
A122908	70291	03967	A123105	70281	03993
A122911	70281	03965	A123115	70281	03981
A122912	70281	03955	A123120	70281	03987
A122913	70281	03958	A123125	70281	03984
A122913	70281	04535	A123136	70281	03983
A122914	70281	04011	A123140	70281	03992
A122922	70281	04030	A123145	70281	03991
A122926	70281	03946	A123147	70281	03986
A122928	70281	04040	A123150	70281	03953
A122963	70281	04013	A123171	70281	04528
A122966	70281	04012	A123172	70281	04531
A122981	70281	04014	A123173	70281	04540
A122985	70281	03978	A123174	70281	045S9
A123005	70281	03298	A123179	70281	04524
A123006	70281	02377	A123180	70281	04526
A123007	70281	03165	A123181	70281	04557
A123015	70281	03954	A123182	70281	04S69



**SECTION V. INDEX-FEDERAL STOCK NUMBER AND REFERENCE NUMBER  
CROSS-REFERENCE TO INDEX NUMBER (Continued)**

REFERENCE NO	MFG CODE	INDEX NUMBER	REFERENCE NO	MFG CODE	INDEX NUMBER
A123183	70281	04556	A123570	70281	05146
A123184	70281	04566	A123571	70281	05154
A123186	70281	04558	A123575	70281	05141
A123187	70281	04567	A123580	70291	04415
A123188	70281	04568	A123585	70281	04679
A123401	70281	05374	A123588	70281	05271
A123402	70281	04627	A123589	70281	05260
A123404	70281	05078	A123590	70281	04413
A123405	70281	04360	A123591	70281	04411
A123406	70201	04365	A123592	70281	05268
A123409	70281	04373	A123593	70281	05283
A123410	70281	04383	A123594	70281	05293
A123411	70281	04378	A123595	70281	05287
A123413	70281	04389	A123596	70281	05290
A123415	70281	04395	A123597	70281	05297
A123417	70281	04397	A123598	70281	04970
A123418	70281	04388	A123599	70281	04677
A123419	70281	04379	A123883	70281	04728
A123422	70281	04438	A128704	70281	05119
A173426	70281	04424	A128713	70281	04329
A123427	70281	04420	A128738	70281	05395
A123431	70281	05169	A128740	70281	05398
A123432	70281	05173	A128743	70281	04711
A123440	70281	05165	A128744	70281	04701
A123451	70281	04993	A128746	70281	04695
A123451	70281	05170	A128747	70281	05126
A123452	70281	04994	A128749	70281	04678
A123453	70281	05037	A128750	70281	05079
A123454	70281	05108	A128751	70281	05382
A123455	70281	05115	A128752	70281	04884
A123458	70281	05033	A128753	70281	04664
A123459	70281	05036	A128754	70281	04633
A123472	70281	05134	A128755	70281	04631
A123477	70281	04491	A128755	70281	05042
A123480	70281	04472	A128763	70281	04722
A123481	70281	04475	A128764	70281	04720
A123485	70281	04476	A128765	70281	04719
A123487	70281	04480	A128768	70281	05030
A123488	70281	052S9	A128773	70281	05069
A123489	70281	05174	A128774	70281	04660
A123490	70281	04829	A128775	70281	04665
A123490	70281	04844	A128775	70281	05074
A123491	70281	04753	A128777	70281	04752
A123492	70281	04762	A128778	70281	04758
A123495	70281	04754	A128779	70281	04632
A123496	70281	05080	A128779	70281	05073
A123497	70281	05109	A128782	70281	04510
A123504	70281	04699	A128783	70281	04494
A123510	70281	05275	A128784	70281	04502
A123511	70281	05301	A128785	70281	04498
A123512	70281	05279	A128786	70281	04506
A123513	70281	05309	A128788	70281	04518
A123516	70281	05264	A128789	70281	04517
A123517	70281	05305	A128790	70281	05490
A123534	70281	05391	A128795	70281	04721
A123537	70281	05011	A128796	70281	04997
A123538	70281	05008	A128803	70281	05003
A123539	70281	05014	A128818	70281	04427
A123542	70281	05100	A128884	70281	04729
A123543	70281	04838	A128887	70281	04396
A123544	70281	05176	A14140	46522	04809
A123545	70281	05107	A16201G3	46522	05232
A123546	70281	05172	A16201G3	46522	05694
A123548	70281	05171	A16494G1-2	46522	04810
A123554	70281	05116	A16494G1-2	46522	05225
A123557	70281	04607	A1805Y337	78500	03695
A123560	70281	04358	A18167G2	46522	04807
A123566	70281	04749	A18167G2	46522	05220
A123568	70281	04757	A18943G1	46522	04547
A123569	70281	04750	A18943G1	46522	04655

**SECTION V. INDEX-FEDERAL STOCK NUMBER AND REFERENCE NUMBER  
CROSS-REFERENCE TO INDEX NUMBER (Continued)**

REFERENCE NO	MFG CODE	INDEX NUMBER	REFERENCE NO	MFG CODE	INDEX NUMBER
A18943G1	46522	04658	A96722	70281	04422
A18943G1	46522	05056	BK1386	41510	01355
A18943G1	46522	05064	BM21	24446	00817
A18943G1	46522	05067	BM21	24446	00821
A19494G1	46522	05214	BM21	24446	00826
A2-3222L714	78500	03354	BM21	24446	00833
A2-3222M715	78500	03353	BM21	24446	00839
A2-33301031	78500	03674	BM21	24446	00842
A2106G2	46522	04640	BM21	24446	00846
A2106G2	46522	05049	BM21	24446	00859
A3-104A	79960	02434	BM21	24446	00866
A3-3222E447	78500	03342	BM21	24446	00874
A3-4001	79960	00171	BM21	24446	00881
A3102R2956	78500	03769	BM21	24446	00885
A3228210	78500	03653	BM23	24446	00852
A3280C3201	78500	03161	BM23	24446	00855
A3301031	78500	03664	BM23	24446	00891
A363-1522	46522	04787	BM41	24446	00818
A363-1522	46522	05202	BR	41510	01365
A3722E421	78500	03321	BR1046	41510	01379
A3736K375	78500	03316	BR3-400	79960	00173
A3787N14	78500	03327	BS415U110	14351	00n08
A3819U411	78500	03302	B11708G1	46522	04806
A4-17B	79960	00149	B12-12398	79960	02416
A4-3222E447	78500	03343	B1295	98126	04062
A440-3481	46522	04639	B1303	98126	04067
A440-3481	46522	05048	B13777-1	46522	04635
A440-3481	46522	05681	B13777-1	46522	05044
A50064G1	46522	04808	B13780-1	46522	04636
A50064G1	46522	05223	B13780-1	46522	05045
A50065G1	46522	04815	R13782G1-2	46522	04642
A50065G1	46522	05229	R13782G1-2	46522	05051
A50210G1	46522	04785	R2-82G3	79960	00220
A50210G1	46522	05200	B3667-4	46717	01240
A50219G1	46522	04805	R38-69-42	79960	02455
A50219G1	46522	05219	B405K3310	14351	00400
A50219G1	46522	05676	B41SM303	14351	00488
A50230G1	46522	04780	B415E402	14351	00112
A50230G1	46522	05195	B415E403	14351	00113
A50238G1	46522	04782	B415F312	14351	00268
A50238G1	46522	05197	B415F4060	14351	00269
A50244G1	46522	04799	B415F407	14351	00275
A50244G1	46522	05213	B415F4080	14351	00101
A50248G3	46522	05233	B415F501	14351	00114
A50290G2	46522	04779	B415L204	14351	00090
A50290G2	46522	05194	B415L2040	14351	00088
A5048G3	46522	04819	B415L207	14351	00094
A50551G1	46522	04781	B415M305	14351	00455
A50551G1	46522	05196	B427K305	14351	00410
A50836G1	46522	04816	B50035G3	46522	04772
A50836G1	46522	05230	B50035G3	46522	04788
A50836G1	46522	05691	B50035G3	46522	05187
A50840G1	46522	04659	B50035G3	46522	05203
A50840G1	46522	05068	B50035G3	46522	05677
A50920G1	46522	04T95	B50035G3	46522	05679
A50920G1	46522	05208	B50060G1-2	46522	04804
A50920G1	46522	05690	B50060G1-2	46522	05218
A50948G1	46522	04645	B50074G2	46522	04654
A50948G1	46522	05054	B50074G2	46522	05063
A51721G1	46522	04755	B50074G3	46522	04657
A51721G1	46522	05175	B50074G3	46522	05066
A52032G1-1	46522	04784	B50232G15	46522	04793
A52032G1-1	46522	05199	B50232G15	46522	05206
A7-333Q1031	T8500	03668	B50232G15	46522	05689
A729-13184	46522	04546	B50234G3	46522	04794
A729-13184	46522	05055	B50234G3	46522	05207
A766-13784	46522	04652	B50234G3	46522	05688
A766-13784	46522	05061	B50448G1	46522	04643
A766-13784	46522	05695	B50448G1	46522	05052
A8-33301031	T8500	03670	B50553G6-2	46522	04803

**SECTION V. INDEX-FEDERAL STOCK NUMBER AND REFERENCE NUMBER  
CROSS-REFERENCE TO INDEX NUMBER (Continued)**

REFERENCE NO	MFG CODE	INDEX NUMBER	REFERENCE NO	MFG CODE	INDEX NUMBER
B50553G6-2	46522	05211	CT66-8	79960	00152
B50554G8	46522	04656	CT91-3	79960	02445
B50554G8	46522	05065	CT94-12	79960	00221
B50866G1-2	46522	04771	CV258	41510	01339
B50866G1-2	46522	05186	C01035	41510	01370
B50914G6-2	46522	04822	C10-10	89110	01410
B50914G6-2	46522	05236	C10-38	89110	01409
B50939G1	46522	04191	C100-20	82484	04961
B50939G1	46522	08205	C101-48	79960	02441
B5173G1	46522	04644	C102-45	79960	00205
B51233G1	46522	05053	C105-210	79960	02452
B51726G2	46522	05231	C105-231	79960	00190
B52038G1	46522	04821	C06-70-1	79960	00182
B52038G1	46522	05235	C109-40-1	79960	00159
B52250G2	46522	04817	C109-40-	79960	02435
B53170G2	46522	04786	C111-62	79960	00199
B53170G2	46522	05201	C111-62	79960	07420
B53170G2	46522	05611	C111-9	79960	00215
B600A3190	14351	00031	C111062	79060	02421
B600E400	14351	00004	C111-21	79960	00186
B600E400	14351	00110	C117-54	79960	02453
B600K211	14351	00448	C124-19	79960	00164
B600K31	14351	00018	C124-28	79960	00156
B600K331	14351	00415	C130-11	79960	00213
B600T150	14351	00003	C130-4	79960	00714
B600V205	14351	02314	C131-17	79960	00165
B600V412	14351	04261	C131-2	79960	00116
B622A1	79960	07436	C131-33	79960	00225
B97-1299T1554	78500	03335	C134-47	79960	00187
B97-1299U1555	78500	03336	C135-14	79960	02442
CA1034	41510	01368	C135-16	79960	00719
CA1047	41510	01367	C138-24	79960	00117
CA22991	28158	03294	C138-24	79960	02444
CD1107	98126	04091	C138-38	79960	00209
CD111	98126	04078	C138-46	79960	00168
CE7515	12113	01601	C139-16	79960	02473
CK250-6	74410	03894	C140-38	79960	00162
CL1014	41510	01369	C140-38	79960	02451
CPL659	70960	03131	C140-39	79960	00163
CP2N22	70960	03228	C140-39	79960	02441
CP72N35	70960	03213	C14052	79960	02424
CT72N36	70960	03206	C147-28	79960	00153
C0115-217	79960	00192	C148-9F	79960	02432
CR109-40	79960	00160	C149-16	79960	02443
CR115-10	79960	00161	C208-12851	79960	00180
CR115-10	79960	00189	C21-187	79960	02422
CR121-32	79960	00223	C21-61	79960	00206
CR137-12	79960	00224	C229-12853	79960	00193
CR137-37	79960	00154	C23-521	79960	02426
CR137-38	79960	00175	C23-720	79940	00200
CR160-70	79960	00183	C24-10DJX2	79960	00201
CR25-18CFX3	79960	00203	C24-10X6	79940	02411
CR25-89	79960	00196	C24-110M1X3	79960	02439
CR26-21	79960	00195	C25-158	79960	00216
CR63-37	79960	00158	C25-89	79960	00194
CR63-38	79960	00157	C26-81	79960	00181
CR66-82	79960	00174	C326-6	79960	02419
CR67-1	79960	00172	C38-23-20	79960	00227
CRR2-1-50	79960	00211	C400L231	14351	00017
CR83-1	79960	00226	C400L231	14351	00063
CR85-32	79960	00212	C50822G2-2	46522	04769
CR85-98	79960	00170	C50822G2-2	46522	05184
CR86-17	79960	00118	C50956G3	46522	04801
CR05-9	79960	00150	C50956G3	46522	05215
CS25511A	02280	01655	C51230G2	46522	04634
CT43-108	79960	02458	C51230G2	46522	05043
CT52-44	79960	02431	C51230G2	46522	05675
CT63-18	79960	00191	C51597G1	46922	05182
CT63-9	79960	00199	C6052-832X27	78533	04638
CT63-9	79960	00204	C6052-832X2	78533	05041

**SECTION V. INDEX-FEDERAL STOCK NUMBER AND REFERENCE NUMBER  
CROSS-REFERENCE TO INDEX NUMBER (Continued)**

REFERENCE NO	MFG CODE	INDEX NUMBER	REFERENCE NO	MFG CODE	INDEX NUMBER
C66-23-1-75	79960	00179	FC1243	63477	01154
C66-75-130	79960	02438	FC1243	63477	01842
C7064400	00000	02947	FC18299	63477	01159
C76-40-1	79960	02456	FC2579	63477	01123
C76-42	79960	02457	FC2579	63477	01792
C77-75-70	79960	02454	FC2931	63477	01163
C85-100	79960	02437	FC2952	63477	01116
C99-33	79960	07418	FC2952	63477	01779
DA392500	39215	02620	FC3572	63477	01165
DC72N1	70960	01234	FC3710	63477	01166
DC92N	70960	03254	FC5733	63477	01124
DL13	13345	00681	FC5922	63477	01161
DL13	13445	02841	FC603	63477	01153
DM1358	81263	05092	FC673	63477	01117
DM51357	81263	05378	FC939	63477	01162
DM51357	81263	05346	FD44184	63477	01160
DM6545	81263	05094	FD044185	63477	01158
DM6546	81263	05377	FD44185	63477	01171
DM6546	81263	05385	FD44185	63477	01199
DM6547	81263	05375	FE22564A	63477	01172
DM6547	81263	05383	FE22564A	63477	01733
DM6549	81263	05091	FE22565	63477	01174
DM6550	81263	05090	FE44186	63477	01734
D2413	82268	02908	FG108-100	82484	04184
D50816G1	46522	04770	F121X1155	79960	00169
D50816G1	46522	05185	F1290	98126	04070
D50869G3	46522	04768	F1300	98126	04066
D50869G3	46522	05183	F1311	98126	04065
D50869G3	46522	05672	F1312	98126	04074
D51260G1-2	46522	04767	F140M232	14351	00015
D731	59690	03169	F140M232	14351	00312
EK1386	41510	01340	F162S336	14351	00667
ER21226-2	19954	03822	F2X115	79960	00167
ER21226-2	19954	03846	F209F3081	14351	00331
ER1257B	19954	03849	F209F3081	14351	02045
ER21377-1	19954	03848	F209F3081	14351	02181
ER7418	19954	03855	F21PL	73370	00053
ER8309	19954	03858	F216M237	14351	03080
ER8311	19954	03820	F226q284	14351	00573
ER8312	19954	03821	F244M212	14351	00658
ER8412	19954	03852	F378	88136	01329
ER90366-314	19954	03860	F3977	46717	01252
ER90998	19954	03856	c4004202	14351	00271
ER91017	19954	03861	F400M207	14351	00456
ER91056	19954	03850	F400M207	14351	02685
ER91197	19954	03847	400M226	14351	00092
ER91314	19954	03859	04004380	14351	00472
ER91653	19954	03853	F4005201	14351	00310
ER92441B	19954	03851	F4005202	14351	00016
ER92814	19954	03857	F4005202	14351	00311
ER92946	19954	03854	F482X1T5	79960	00166
EX39999	98738	03034	F600K266	14351	00431
EX620	98624	00302	F60013450	14351	00052
EX620	98624	02522	F7925	02280	01567
F50707G3	46522	04766	F8000	02280	01568
F51555G3	46522	05181	F8618	46717	01239
E6-38	89110	01406	GAH00-0170	18265	02490
E600A206	14351	00006	G8Y34C	19728	00463
E600A206	14351	00034	GE356	81240	03020
E604A200	14351	00030	GF108-100	82484	04968
E604K400	14351	00420	GHT1003A	19778	00460
E604K40012	14351	00418	GHT17	19728	00470
E6043000	14351	00412	GHT17	19728	00471
FC11410	63477	00117	GHT2002AS	19728	00462
FC12193	64477	01164	GHT2012S	19728	00469
FC1241	64477	01118	GHT24A	19728	00459
FC1241	61477	01780	GKG4801ST	19728	00458
FC1242	63477	01155	G1001100-20	82484	04182
FC1242	63477	01843	G112865	77640	03051
FC1243	63477	01126	G112865	77640	03787

**SECTION V. INDEX-FEDERAL STOCK NUMBER AND REFERENCE NUMBER  
CROSS-REFERENCE TO INDEX NUMBER (Continued)**

REFERENCE NO	MFG CODE	INDEX NUMBER	REFERENCE NO	MFG CODE	INDEX NUMBER
G11303	77260	02541	MILR3065	81349	01035
G131035	77640	03802	MILR3065	81349	01037
G227	02280	01384	MILR3065	81349	01039
G2670M	70960	03262	MILR3065	81349	01041
G411	02280	00952	MILR3065	81349	01043
G6674M	70960	03224	MIR3065	81349	02148
G9565M	70960	03255	MS13803-1	96906	02696
G9624M	78500	03736	MS13803-1	96906	02916
G9651M	78500	03744	MS13804-1	96906	02667
G9769	70960	03212	MS15003-1	96906	00124
G9845M	70960	03246	MS15003-1	96906	00131
G9901M	70960	03250	MS15003-1	96906	00332
HP708110	77640	03800	MS15003-1	96906	00638
HP708110	77640	03865	MS15003-1	96906	01265
HTC14	88907	04611	MS15003-1	96906	01277
HTC148	88907	05024	MS15003-1	96906	01278
HTC148	88907	05667	MS15003-1	96906	01279
HW396-21	14351	02811	MS15003-1	96906	01298
H16L201	14351	02276	MS15003-1	96906	01490
H16L203	14351	02274	MS15003-1	96906	01503
H16L2070	14351	02250	MS15003-1	96906	01611
H16L2070	14351	02273	MS15003-1	96906	01615
H1613060	14351	02263	MS15003-1	96906	01735
H17534	72210	03728	MS15003-1	96906	01881
1A287H	84790	04539	MS15003-1	96906	02385
KAX00-0377	18265	00246	MS15003-4	96906	01337
KAX00-0379	18265	02471	MS15003-4	96906	01461
KF302	75255	05162	MS15003-4	96906	01527
KIT205	78500	03710	MS15003-6	96906	01907
K238	78500	03351	MS15006-4	96906	03273
K2416	78500	03159	MS179-21	96906	01512
K404L209	14351	00089	MS179-23	96906	01509
K404L209	14351	02305	MS179-26	96906	01511
K404L210	14351	00091	MS179-27	96906	01513
K404L210	14351	02307	MS179-28	96906	01514
11260	46717	01242	MS179-29	96906	01693
L119-6	46717	01251	MS179-4	96906	01499
L20805	14351	00388	MS20392-7-43	96906	03382
L211-4	46717	01249	MS20392-7-43	96906	03435
L221	46717	01238	MS24500-20	96906	05046
L14283	02280	01633	MS24506-20	96906	04637
14382	02280	01634	MS24506-20	96906	05664
14441H	02280	01347	MS24532-1	96906	00692
L4442E	02280	01216	MS24537-1	96906	00768
L4464N	02280	03903	MS24537-1	96906	00773
L4499AE	02280	03916	MS24537-1	96906	03038
L44990	02280	01577	MS24538-1	96906	00772
L4499F	02280	03188	MS24538-1	96906	03037
L4521AZ	02280	01212	MS24539-1	96906	00771
L4521H	08228	01650	MS24539-1	96906	03036
L4521N	02280	01649	MS24540-2	96906	02848
L4541F	02280	01670	MS24540-2	96906	02849
L6NLS20-1	78500	03754	MS24541-1	96906	00676
L6NYS16-18	78500	03751	MS24543-1	96906	00677
L6NYS16-18	78500	03753	MS27183-22	96906	01385
L6N32	78500	03752	MS27183-22	96906	02074
L6N6	78500	03741	MS27183-36	96906	01436
L6S13	78500	03739	MS27183-36	96906	02073
L6S2-5	78500	03738	MS35000-3	96906	00795
L163	78500	03742	MS35000-3	96906	03069
L70488L	02280	01999	MS35291-1	96906	00834
L70488N	02280	02000	MS35291-10	96906	03765
L7048C	02280	01998	MS35291-125	96906	03824
L7061N	02280	02108	MS35291-127	96906	03823
71151L	02280	02402	MS35291-58	96906	03023
L71301	02280	01018	MS35291-58	96906	04133
L17396	02280	01656	MS35291-6	96906	03318
L995202F	43334	03923	MS35291-6	96906	04225
MA18198A	77260	02546	MS35295-109	96906	01349
MFL50	03743	03085	MS35295-158	96906	01069

**SECTION V. INDEX-FEDERAL STOCK NUMBER AND REFERENCE NUMBER  
CROSS-REFERENCE TO INDEX NUMBER (Continued)**

REFERENCE NO	MFG CODE	INDEX NUMBER	REFERENCE NO	MFG CODE	INDEX NUMBER
MS35295-57	96906	00766	MW0ENG1999-4	81336	01101
MS35295-58	96906	01020	MW0ENG1999-4	81336	04186
MS35795-58	96906	01073	M1004	82484	04969
MS35295-62	96906	01021	M290A313	14351	02341
MS15297-70	96906	03764	M330E203	14351	00011
MS35137-23	96906	00619	M330E203	14351	00111
MS35317-23	96906	00632	M330K209	14351	00443
MS35338-10	96906	01382	M330K289	14351	00391
MS35338-10	96906	01383	M330M225	14351	00453
MS35338-10	96906	01392	M330M341	14351	00669
MS3S38-12	96906	00794	M4227J	02280	01091
MS35338-12	96906	01273	M503	61208	00145
MS35338-12	96906	01388	M5484	07280	01571
MS35338-12	96906	01394	M5600	74400	00675
MS35338-12	96906	01629	M600B805	14351	00010
MS35338-13	96906	01272	M600B313	14351	00014
MS35338-13	96906	01287	M600B313	14351	00032
MS35338-13	96906	01396	M600E200	14351	00108
MS35338-11	96906	01690	M600E309	14351	00109
MS35338-17	96906	00954	M600F2150	14351	00102
MS35338-25	96906	00323	M600K203	14351	00419
MS35338-8	96906	01390	M600K230	14351	00024
MS35345-1	96906	00057	M600K230	14351	00435
MS35388-26	96906	03714	M600K277	14351	00005
MS35392-18	96906	03713	M600K277	14351	00395
MS35421-1	96906	03003	M600K322	14351	00020
MS35446-18	96906	00797	M600K322	14351	00416
MS35478-1683	96906	02999	M600K364	14351	00425
MS35495-96	96906	01060	M600K402	14351	00424
MS35690-1005	96906	01465	M600L223	14351	00093
MS35690-1602	96906	01467	NT1083	41510	01373
MS35690-605	96906	01289	NT1084	41510	01372
MS35691-1228	96906	00377	NT1102	41510	01344
MS35746-1	96906	03635	NT1102	41510	01356
MS35746-1	96906	03635	NT2503	41510	01371
MS35769-18	96906	01872	NVH0336	18765	07487
MS35802-3	96906	02294	N016	82484	04180
MS35829	96906	01067	N023	73460	03175
MS35942-13	96906	07629	N03	73369	01175
MS35844-5	96906	01873	N037	71215	02080
MS36053-7	96906	00807	N038	71215	02025
MS39020-1	96906	00679	N050R	24446	00914
MS39020-1	96906	00686	N07	71215	00137
MS39020-1	96906	02842	N07	71715	00140
MS39020-1	96906	02854	N07	71215	02174
MS39061-1	96906	00699	N110	97286	03282
MS39061-1	96906	02874	N112-1	78500	03682
MS39061-4	96906	02868	N13069H	06721	04233
MS39062-1	96906	00674	N16-1	78500	03304
MS39062-1	96906	02836	N18-1	78500	03773
MS39166-3	96906	05632	N28-1	78500	03350
MS39166-5	96906	05629	N319RN	06721	03441
MS51009-1	96906	00661	N3198N	06721	05594
MS51009-1	96906	02930	OTC746	88907	05018
MS51041-73	96906	01219	PC985	46717	01250
MS51065-36-2	96906	03810	PFC2MHG	78357	05101
MS51066-29	96906	00454	PEC2MHG	78357	05103
MSS1070-42	96906	04260	PEC2MHG	78357	05674
MS51070-50	96906	00441	PEN2F	78357	05338
MS51074-1	96906	00776	PEN2F	78357	05341
MS51086-1	96906	04210	PEN2F	78357	05686
MS51301-1	96906	04109	PE383-309	14351	00375
MS53005-1	96906	04272	PYN201	14351	02366
MS53006-1	96906	03627	P10-1290	18765	02469
MS90287-3	96906	02878	P10-1306	18265	00251
MS90287-3	96906	02881	P10-1366	18265	00247
MS90287-3	96906	04299	P10-1374	18265	00250
MS90287-4	96906	00685	P10-1378	18265	00249
MS90287-4	96906	02853	P10-1467	18265	02472
MS90530-2	96906	00769	P10-7409	18265	02473

**SECTION V. INDEX-FEDERAL STOCK NUMBER AND REFERENCE NUMBER  
CROSS-REFERENCE TO INDEX NUMBER (Continued)**

REFERENCE NO	MFG CODE	INDEX NUMBER	REFERENCE NO	MFG CODE	INDEX NUMBER
P10-2410	18265	02476	R600M252	14351	02206
P10-2411	18265	02475	R600M277	14351	04239
P10-2412	18265	02478	R600S247	14351	02207
P1037	98126	04089	R600S247	14351	04238
P1049	98126	04083	R600S283	14351	02222
P1063	98126	04086	R600S283	14351	02358
P1071	98126	04081	R600S285	14351	04248
P1108	98126	04088	R600V203	14351	02225
P1109	98126	04080	R600V203	14351	02463
P1110	98126	04079	R600V311	14351	02201
P1118	98126	04092	R600V311	14351	03625
P120	78500	03270	R600V506	14351	04253
P1297	98126	04073	R602F2280	14351	02566
P16731	18265	02479	R602F2290	14351	02564
P16735	18265	02477	R602K406	14351	02661
P43-276P	48873	00467	R6021243	14351	02260
P8-217	18265	02470	R602M214	14351	02368
QS100M20S	08484	04614	R602M226	14351	00575
OS100M20S	08484	04615	R602M226	14351	02759
QS100M20S	08484	04616	P602S2510	14351	02542
QS100M20S	08484	04617	SC1056	41510	01376
QS100M20S	08484	05019	SC1079	41510	01374
QS100M20S	08484	05020	SC1080	41510	01366
QS100M20S	08484	05071	SC2052	41510	01375
OS100M20S	08484	05022	SD1282	41510	01359
QS100M20S	08484	05665	SD1282	41510	01364
QS100M28S	08484	05680	SD1282	41510	02197
QS100M48S	08484	04613	SD802K314	14351	00411
RW376-20	14351	02180	SD802K314	14351	02653
RW396-10-1-2	14351	02809	SD802K315	14351	02631
RW396-16-1-2	14351	02810	SHAS20-2-6	78500	03748
RW396-20	14351	00484	SHR14-34-6	78500	03749
RW396-20	14351	00641	SLSM20-33	78500	03750
RW396-21	14351	00640	SPFCRRW410	89871	01093
R1020L	73842	03677	SP1	98126	04075
R572L215	14351	02230	SP1	98126	04087
R577L215	14351	02284	SP10007	01428	01889
R58211	74462	00981	5P1001	98126	04090
R600B223	14351	02231	SP1004	98126	04097
R600B223	14351	02239	SP1007	02280	01931
R600B223	14351	02243	SP1010	98126	04096
R600B301	14351	02227	SP1018	98126	04094
R600B301	14351	02229	SP180R2	41510	01377
R600B301	14391	02278	SP1211CP	01428	02574
R600B301	14351	02282	SP1502	98126	04085
R600B301	14351	04305	SP18	98126	04076
R600B304	14351	02226	SP2501	98126	04082
R600B304	14351	02256	SP2504	98126	04063
R600B306	14351	02237	SP2505	98126	04071
R600B306	14351	02223	SP2538	98126	04064
R600E200	14351	02327	SP4	98126	04077
R600E207	14351	02329	SP501	98126	04084
R600F292	14351	02459	SP505	98126	04072
R600F312	14351	00040	SS480	19728	01332
R600H229	14351	04242	SS48164	02280	00694
R600K201	14351	02234	SS6749U102	14351	02219
R600K201	14351	07246	SS749U105	14351	02208
R600K259	14351	02216	SS749U106	14351	02202
R600K259	14351	02636	SV1281	41510	01353
R600K329	14351	02215	SV1281	41510	01358
R600K329	14351	02635	SV1281	41510	02190
R600L204	14351	02233	SV2978	41510	01354
R600L204	14351	02245	SW382B	98624	00301
R600L215	14351	02209	51099	81321	04216
R600L215	14351	02277	S1296	98126	04069
R600L266	14351	02320	S1304	98126	04068
R600L268	14351	02311	S13274	72210	03730
R600L344	14351	02309	S17535	72210	03731
R600M222	14351	02361	S1822-1	78500	03777
R600M228	14351	02371	S2306	82484	04181

**SECTION V. INDEX-FEDERAL STOCK NUMBER AND REFERENCE NUMBER  
CROSS-REFERENCE TO INDEX NUMBER (Continued)**

REFERENCE NO	MFG CODE	INDEX NUMBER	REFERENCE NO	MFG CODE	INDEX NUMBER
S2309	82484	04966	TC666	88907	04612
S2812-1	78500	03352	TC666	88907	05666
S3335	72210	03727	TL40DC90	13548	03016
S3337	72210	03732	TU1081	41510	01378
S3338	12210	03725	TU1166	41510	01345
S4L105	14351	02363	TU1166	41510	01357
S421W	75535	01398	TU1166	41510	07183
S7217	72210	03729	TYPFG	02280	01342
S749A300	14351	07265	T1S10-10	79960	02448
S749A306	14351	02210	T1154B	72113	01602
S749A306	14351	02255	T1155B	72113	01603
S749A401	14351	02249	T1860	78500	03679
S749A4011	14351	02248	T1R60	78500	03686
S749A402	14351	02253	T21S10	79960	00217
S749A4021	14351	02252	T22S10	79960	02440
S7498200	14351	02238	T30815-14	79960	00208
S7498200	14351	02242	T312538-14	79960	02433
S7498200	14351	02224	T318S301	79960	02446
S7498304	14351	02232	T41-10	79960	02429
S7498304	14351	02244	T41-10	79960	02430
S7498305	14351	02241	T4277201	14351	00021
S7498305	14351	02221	T4278201	14351	00028
S7498312	14351	02269	T427F22	14351	00009
S7498406	14351	02228	T427F22	14351	00230
S7499406	14351	02281	T4374231	14351	00936
S7498406	14351	04306	T45-8	79960	02428
S749E201	14351	02330	T5316	76700	02605
S749E300	14351	02331	T56-52	79960	00228
S749E301	14351	02211	T61-4	79960	00188
S749E301	14351	02333	T73-14	79960	00155
S749E303	14351	02342	T8S10-13	79960	00218
S749E408	14351	02338	T8S10-15	79960	00197
S749E409	14351	02336	T8S10-9	79960	00207
S749E40927	14351	02334	T8S10-9	79960	02425
S749E502	14351	02335	T8S10-9	79960	02449
S749F201	14351	02319	T8S8-7	79960	00184
S749F404	14351	02317	T8S8-9	79960	00185
S749F4040	14351	02315	T8S8-9	79960	02450
S749K200	14351	02217	T8708	76700	00351
S749K200	14351	02637	T91-3	79960	00207
S749K400	14351	02638	UC28117	77640	03781
S749L401	14351	02643	U501K3090	14351	00022
S749L201	14351	02213	US01K3090	14351	00437
S749L201	14351	02280	VBU4001UT	19728	00486
S749L202	14351	02300	VEC12FHG	78357	05102
S749L212	14351	02261	VECL2FHG	78357	05104
S749L213	14351	02318	VEC1ZFHG	78357	05673
S749L306	14351	02306	VEN12FHG	78357	05339
S749L3060	14351	02304	VEN12FMG	78357	05340
S749L308	14351	02212	VEN12FHG	78357	05342
S749L308	14351	02279	VEN12FHG	78357	05685
S749L4000	14351	02266	V8008208	14351	02340
S749L503	14351	02285	WA1088	41510	01361
S749M2110	14351	02365	WA110	78500	03330
S749M218	14351	02696	WA110	97286	03706
S749M2190	14351	04241	WA11135	41510	01360
S749M220	14351	04244	WA1272	41510	01362
S749M321	14351	00457	WA39	78500	03328
S749M329	14351	02675	W3582B	02280	01739
S749M330	14351	02362	W3625A	02280	01268
S749M409	14351	02666	W3643B	02290	01758
S788S	78500	03694	W3669A	02280	01753
S820F202	14351	02569	W3669A	02280	01961
S820F203	14351	02567	W3671A	02280	01767
S820F204	14351	02568	W3673A	02280	01732
S820F600	14351	02337	W3767B	02280	01626
S820M240	14351	04458	W3774B	02280	02102
S820M2400	14351	04457	W3776A	02280	02109
SS20M301	14351	02369	W3793A	02280	01493
TC666	88907	04609	W3793A	02280	02098



**SECTION V. INDEX-FEDERAL STOCK NUMBER AND REFERENCE NUMBER  
CROSS-REFERENCE TO INDEX NUMBER (Continued)**

REFERENCE NO	MFG CODE	INDEX NUMBER	REFERENCE NO	MFG CODE	INDEX NUMBER
W3799A	02280	01494	W7095A	02280	01305
W3811B	02280	02001	W7113A	02280	01580
W3811B	02280	02071	W7399A	02280	02049
W3811B	02280	02195	W7516A	02-81	02055
W3813A	02280	01979	W7559A	02280	02056
W3859A	02280	01972	W7560A	02280	02052
W3908A	02280	01942	W7630C	02280	01875
W3943B	02280	01851	X101	14351	00117
W3997A	02280	02107	X1020	14351	00046
W4B108	14351	00064	X1021	14351	00189
W4002C	02280	01624	X1050-1	77260	02551
W401C	02280	01276	X12000	14351	00038
W4080C	02280	01275	X12021	14311	00098
W4087A	02280	01234	X12034	14351	00042
W4089B	02280	01263	X12143	14351	00279
W4093A	02280	01274	X12143	14351	00280
W4104B	02280	01324	X12166	14351	00041
W4108B	02280	01306	X12170	14351	00097
W4110B	02280	01282	X12183	14351	00043
W4135A	02280	01302	X12190	14351	02628
W4135A	02280	01308	X12218	14351	00308
W4141A	02280	01397	X12247	14151	02271
W4181A	02280	02057	X12253	14351	00384
W4214B	02280	01852	X12255	14351	02270
W4310A	02280	01257	X12297	14351	00401
W4366A	02280	01011	X12298	14351	00393
W4366A	02280	01012	X17299	14351	00394
W4366A	02280	02186	X12313	14351	00309
W4410A	02780	01725	X1236	14351	00081
W4540A	02280	01940	X12365	14351	02543
W4593A	02280	01232	X12393	14351	00049
W4644A	02280	02027	X12459	14351	00082
W4770A	02280	01971	X12462	14351	00079
W4874A	02280	01000	X12474	14351	00282
W5014A	02280	02037	X12489	14351	00283
W5016A	02280	02403	X12502	14351	00284
W5222A	02280	00339	X12543	14351	02632
W5397A	02280	02089	X12623	14351	00404
W5412A	02280	01737	X12671	14351	00099
W5418A	02280	01879	X12683	14351	00080
W5523A	02280	01729	X12710	14351	00402
W55298	02280	01955	X12880	77260	02553
W5531B	02280	01932	X12904	14351	00477
W5565A	02280	01946	X13214	14351	00390
W5565A	02280	02067	X13808	14351	02356
W5565A	02280	02189	X14219	14351	00276
W5565Z	02280	01967	X14319	14351	00120
W5574A	02280	02031	X14324	14151	00103
W5618A	02280	00948	X14351	14351	00104
WS619A	02280	00951	X14351	14351	00670
W5640B	02280	01497	X14399	14351	02310
WI679B	02280	01949	X14439	14351	02235
W5679B	02280	01969	X14439	14351	02325
W5701A	02280	01948	X14455	14351	02347
W5701A	02280	01968	X14482	14351	00270
W5701A	02280	02194	X1461	77260	02544
W5925A	02280	02072	X1462	77260	02545
W5951A1	02280	01977	X1526	14351	02718
W5961B	02280	01964	X1526	14351	02298
W5992C	02280	01685	X1527	14351	00023
W6037A	02280	01583	X1670-1	77260	02548
W6018B	02280	01590	X17163	14351	04460
W6043B	02280	01679	X1731	14151	04243
W6053A	02280	01631	X1735	14351	02567
W60568	02280	01681	X1794A	14351	00429
W6063A	07220	01642	X1800C	14351	00427
W6019A	02280	01963	X1800C	14351	02288
W7092C	02280	01297	X1801E	14351	00231
W7093C	02280	01299	X1801E	14351	00236
W7094B	02280	01300	X1802G	14351	00286

**SECTION V. INDEX-FEDERAL STOCK NUMBER AND REFERENCE NUMBER  
CROSS-REFERENCE TO INDEX NUMBER (Continued)**

REFERENCE NO	MFG CODE	INDEX NUMBER	REFERENCE NO	MFG CODE	INDEX NUMBER
X1802G	14351	02286	X4353	14351	00118
X1804F	14351	00428	X4428	14351	02343
X18067	14351	00116	X4447	14351	03630
X18111	14351	02319	X5096	14351	02316
X18121	14351	00115	X5098	14351	02272
X18237	14351	02460	X5106	14351	00039
X18288	14351	02287	X5158	14351	00048
X18397	14351	00016	15188	14351	00051
X18412	14351	30315	X5248	14351	00100
X18506	14351	00265	X5306	14351	00392
X18506	14351	00267	X5323	14351	04462
X18507	14351	00266	X5365	14351	02204
X1897	14351	00370	X5365	14351	02332
X19092	14351	02251	X5620	14351	00045
X19092	14351	02254	X5720	14351	00442
X19092	14351	02112	X5990	14351	00426
X19095	14351	00119	X74983120	14351	02267
X19548	14351	00232	X7624	14351	00086
X1975	14351	00095	X8016-12	14351	00074
2198,47	14351	00273	X8016-16	14351	00078
X19975	14351	00274	X8016-18	14351	00069
X20013	14351	04461	X8016-6	14351	00073
X20044	14351	02344	X8016-6	14351	02182
X201	14351	00433	X8023	14351	00398
X201	14351	02323	X8196-30	14351	00285
X207	14351	00240	X922-1	77260	02547
X2028	14351	00671	X940	14351	00422
X203	14351	02322	X940	14351	02357
X211A	14351	02220	Y91M213	14351	00281
X211A	14351	02258	Z129L2000	14351	00044
X218	14351	00381	OCT746	88907	05023
X2204	14351	00380	OTC746	70281	05669
X228	14351	00480	001	98624	02525
X228	14351	02688	002	98624	02518
X2347	14351	00387	006A136A	46717	01236
X2355	14351	00386	01680024	70281	04621
X2356	14351	02630	01680024	70281	04623
X2436	14351	02641	01680024	70281	04624
X2440	14351	02640	0168D030	70281	04620
X2454	14351	00399	01680030	70281	04622
X2473	14351	00396	01680030	70281	05029
X2474	14351	00397	01690009	70281	03976
X2481	14351	02264	01690009	70281	04554
X2590	14351	02301	020168	77640	03052
X2591	14351	02268	020168	77640	03788
X2642	10941	00264	02095003	70281	04831
X2651	14351	00385	02095003	70281	05244
X2686	14351	02631	0220)0	77640	03053
X280	18265	02262	022020	77640	03.08
X2920	14351	02257	028284	77640	03790
X296	14351	00434	028292	77640	03797
X297A	14351	00233	029037	77640	03047
X2998	14351	00376	029037	77640	03798
X3158	14351	00666	029039	77640	03057
X3276	14351	00438	029039	77640	03799
X334	14351	00007	029085	77640	03049
X334	14351	00035	029085	77640	03785
2X35	14351	00019	0301D010	70281	04734
X335	14351	00033	0301D010	70281	05504
X348	14351	02214	0301D010	70281	05698
X349	14351	02634	0301S010	70281	04839
X3754	14351	00373	0301S010	70281	05251
X386	14351	02205	0301S010	70281	05699
X386	14351	02283	0301V010	70281	04337
X2887	14351	00421	0301V010	70281	04349
X4032	14351	00432	0301V010	70281	04442
X4138	14351	00272	0301V010	70281	05700
X4237	14351	00409	032089	77640	03044
X4320	14351	04257	032156	71640	03040
X4339	14351	02345	032156	77640	03782

**SECTION V. INDEX-FEDERAL STOCK NUMBER AND REFERENCE NUMBER  
CROSS-REFERENCE TO INDEX NUMBER (Continued)**

REFERENCE NO	MFG CODE	INDEX NUMBER	REFERENCE NO	MFG CODE	INDEX NUMBER
037262	77640	03046	103321	77640	03745
034055	77640	03864	1061603	72560	03934
034059	77640	03055	1066F	98624	02515
034059	77640	03791	106656	12603	03109
051036	77640	03043	10706-11-3	58479	01483
0644A	70270	03231	10706-12-1	58479	01472
065058	77640	03048	10706-12-1	58479	01535
065058	77640	03784	10706-12-1	58479	02187
065997	77640	03795	10706-12-3	58479	01462
0702V010	70281	05317	10706-12-3-16	58479	01456
0702V010	70281	05319	10706-12-3-17	58479	01455
0730V022	70485	04823	10706-13-5	58479	01460
0730V022	70281	04825	10706-16	58479	01504
0736C002	70281	04913	10706-19	58479	01515
0736C002	70281	04915	10706-19-1	58479	01516
0736C002	70281	04917	10706-20	58479	01508
0736C002	70281	04921	1076-18-3	58479	01502
0136C002	70281	04925	1076-19S	58479	01501
0736C002	70281	04927	1111656	16764	02761
0736C002	70281	04929	1111675	16764	00576
0736C002	70281	04931	1113116	16764	00494
0736C005	70281	04911	1113143	16764	02718
0736C005	70281	04919	11182-11-4	58479	01537
0736C005	70281	04923	11182-12-2	58479	01534
0736C005	70281	05496	11182-12-3	58479	01529
0736C005	70281	05498	11182-13-2	58479	01463
0736C005	70281	05500	11182-13-4	58479	01475
075001	77640	03045	11182-13-4	58479	01539
0801D047	70281	04740	11182-13-4	58479	02193
0801D085	70281	05479	11182-13-6	58479	01471
0801S024	70281	04732	11182-2	58479	01454
0801S024	70281	04847	11187-5	58479	01459
0801S024	70281	05693	11187-6-1	58479	01470
0801S077	70281	03995	11182-6-1	58479	01532
0801S091	70281	04336	11182-6-1	58479	02184
0801S091	70281	04348	11182-6-2	58479	01464
0801S091	70281	04441	11182-6-3	58479	01533
0801S091	70281	04733	11182-7-6	58479	01538
0801S091	70281	04837	11182-8	58479	01526
0801S091	70281	05250	11182-9	58479	01542
0801S091	70281	05692	1119816	16764	00534
0801S096	70281	04547	1119816	16764	02741
091357A2-3150	77640	03789	1128	30327	03424
096241A1-2793	77640	03794	1127	41510	01352
1-2-1248	30327	03391	115547	77640	03868
1-2X3	46717	01248	11582	73370	00062
1-3-41N	46717	01254	1168	30327	03402
1-4-18X7-16-20	02280	00291	1168	30327	04204
1-4X11-21N	46717	01246	1160	39766	04933
1-4X2-1-21N	46717	01247	1113C	71951	03019
1-4X23-4X19	02280	01716	1173C	71951	04000
1-8-109R	30327	03438	11733	73370	00055
1A287H	84790	03964	118113	70281	04485
1C410	40152	04230	1182-15-1	58479	01474
1C516	89749	02936	1182-15-4	58479	01477
1D05	80749	07927	1182-7-4	58479	01476
1IN	46717	01256	1182-7-5	58479	01478
10-32	98624	02520	118831	16764	00502
10-32	98624	03032	118831	16764	00514
10EL227	14351	00096	118831	16764	02732
10EL227	14351	02311	1192	77915	03806
10X216	78500	03771	1194	74410	03893
10X507	78500	03303	119981666	78500	03708
10X657	78500	03334	1199J114	78500	03690
100966	70281	04428	1199J116	78500	03203
101	74410	03898	1199K115	78500	03680
101B	30327	03456	1199M117	78500	03687
1012504	70281	03167	1199M117	78500	03689
102153	73370	00060	1199"118	78500	03688
103026	77640	03743	1199N118	78500	03691

**SECTION V. INDEX-FEDERAL STOCK NUMBER AND REFERENCE NUMBER  
CROSS-REFERENCE TO INDEX NUMBER (Continued)**

REFERENCE NO	MFG CODE	INDEX NUMBER	REFERENCE NO	MFG CODE	INDEX NUMBER
--------------	----------	--------------	--------------	----------	--------------

12F013	40152	03130	122984	70281	03990
12KL276	14351	00085	122994	70281	03979
12KL228	14351	00047	122996	70281	03996
120-2	74410	03891	123002	70281	04059
1203V001	70281	04031	123003	70281	04060
1203V001	70281	04032	123025	70281	04629
1203V002	70281	04570	123028	70281	04380
1203V002	70281	04571	123029	70281	04377
120361	16764	00523	123031	70281	04334
120367	73331	02973	123033	70281	04318
1205K193	78500	03347	123035	70281	04310
1205V001	70281	04033	123036	70281	04316
1205V00!	70281	04034	123037	70281	04343
1205V003	70281	04525	123038	70281	04342
1205V003	70281	04572	123039	70281	05316
1211-02	78500	03746	123051	70281	04703
1212V007	70281	05469	123053	70281	04708
1212V007	70281	05470	123055	70281	04697
1212V007	70281	05471	121060	70781	04685
1212V007	70281	05472	121061	70281	04686
1212V007	70281	05471	123062	70281	04687
1212V007	70281	05474	123070	70281	04605
1212V007	70281	05475	123070	70281	04606
1212V007	70281	05476	123081	70281	04713
1212V007	70201	05477	123085	70281	05144
1213R127	70281	05317	123086	70281	05143
1213V127	70281	05318	123135	70281	03985
1213V127	70281	05540	123177	70281	04555
1213V127	70281	05542	121178	70281	04527
1213V127	70281	05544	123185	70281	04565
1213V127	70281	05546	12334	73370	00058
1713V127	70281	05548	123402	70281	04610
1713V127	70211	05550	121403	70281	05401
1213V127	70281	05552	123404	70281	04982
1214R006	70281	05032	123407	70281	04362
1214R017	70281	04579	123408	70281	04361
1214R017	70281	04746	123412	70281	04382
1214R017	70281	04836	123470L	70281	04314
1214R017	70281	04905	123420R	70281	04315
1214R017	70281	05113	123421	70281	04381
1214R017	70281	05118	123423	70281	04423
1214R017	70281	05468	123424	70281	05026
1214R019	70281	05145	123426	70281	04426
1214R035	70281	04368	123429	70281	04433
1214R035	70281	04449	123430	70281	04421
1214R035	70281	05010	123433	70281	05167
1214R035	70281	05013	123456	70281	05124
1214R035	70281	05016	123457	70281	05125
1214V035	70281	03975	123458	70281	05034
1214V035	70281	04477	123461	70281	05123
1214V035	70281	04553	123462	70281	05166
1216V004	70281	04026	123472	70281	05135
1216V008	70281	01959	123493	70281	04479
1216V008	70281	04536	123518	70281	05139
121637	73331	02979	123519	70281	04574
1218M13	78500	03148	123528	70281	04575
121839	73331	03009	123533	70281	05392
1720	78189	01775	123534	70281	05393
1224R803	70281	04747	123535	70281	05478
1224R031	70485	04764	123537	70281	05012
12248033	70281	05110	123538	70281	05009
12248033	70281	05682	123539	70281	05015
12268009	70281	05376	123543	70291	05177
1226R009	70281	05384	123554	70281	05117
1227W517	78500	03678	123556	70281	05082
1229U1009	78500	037n4	123561	70281	05156
1229X518	97286	03285	123562	70281	04402
122913	70281	03961	123563	70281	04400
122913	70281	04538	123572	70281	05148
122915	70281	04560	123581	70281	04602

**SECTION V. INDEX-FEDERAL STOCK NUMBER AND REFERENCE NUMBER  
CROSS-REFERENCE TO INDEX NUMBER (Continued)**

REFERENCE NO	MFG CODE	INDEX NUMBER	REFERENCE NO	MFG CODE	INDEX NUMBER
123582	70281	04440	13F20	40152	03112
123583	70281	04439	13XX14215	14351	00h62
123586	70281	04486	13XX14348	14351	00664
12398	79960	02415	13XX1802G	14351	00642
12460D290	97286	03280	13XX18137	14351	00314
1246L272	78500	03776	13XX184202	14351	00320
1246Y233	78500	03656	13XX226	14351	02690
1250V756	78500	03269	13XX288	14351	02687
1250V256	97286	03290	13XX3122A	14351	00319
125843	24617	00143	13XX3265A	14351	00487
1259190	78500	03346	13XX3459	14351	02681
126004	24617	00335	13XX3468	14351	00475
1265	98126	04061	13XX3925	14351	00659
127	74410	03887	13XX3942	14351	00473
128	74410	03897	13XX3942	14351	02682
12853	79960	00148	13XX5692-19	14351	00316
128675	70281	04849	1311V044	70281	05075
128701	70281	05314	1311V052	70281	04886
128702	70281	05315	1311V052	70281	04972
128703	70281	05394	1311V053	70281	n4885
128704	70281	05120	1311V053	70281	04971
128705	70281	05121	1311V055	70281	04497
128708	70281	04995	1311V055	70281	04501
128709	70281	05411	1311V055	70281	04505
128710	70281	05410	1311V055	70281	04509
128712	70281	04321	1311V056	70281	05070
128717	70281	05404	1311V061	70281	04496
128718	70281	05417	1311V061	70281	04508
128719	70281	05418	1311V061	70281	04512
128770	70281	05414	1311V062	70281	04500
128721	70281	05412	1311V062	70281	04504
128722	70281	05416	1311V062	702R1	04513
128723	70281	05406	1319V007	70281	04672
128724	70281	05407	13213E6283	97403	01443
128725	70281	05409	13217E3077	97403	01440
128726	70281	05415	13217E3079-3	97403	01433
128727	70281	05413	13217E3079-4	97403	01437
128728	70281	05408	13217E3081	97403	01420
128729	70281	05403	13217E3083	97403	01418
128730	70281	05405	13217E3084-2	97403	01435
128737	70281	05402	13217E3085-2	97403	01430
128738	70281	05396	13217E3088	97403	01427
128739	70281	05397	13217E6260	97403	01413
128740	70281	05399	13217E6262	97403	01447
128741	70281	05400	13217E6263	97403	01441
128745	70281	04706	13217E6264	97403	01449
128767	70281	05017	13217E6265	97403	01451
128768	70281	05031	13217E6266	97403	01452
128772	70281	04996	13217E6279-2	97403	01416
128776	70281	05122	13217E6279-3	97403	01415
128780	70281	05371	13217E6279-4	97403	01417
128781	70281	04331	13217E6285	97403	01450
128787	70281	05321	13217E6287	97403	01431
128791	70281	05482	13217E6288	97403	01434
128792	70281	05481	13217E6789	97403	01422
128793	70281	05480	13217E7540	97403	01428
128794	70281	04723	132911	24617	00300
128795	70281	04999	1360042000	14351	00660
128796	70281	04906	138530	73331	00733
128796	70281	04998	14-18-150-23	94222	04562
128801	70281	05035	14GAX10FT	02280	01408
128802	70281	05322	140	71984	04981
128804	70281	05039	141138	70330	04117
128805	70281	05372	144X12X12X8	16038	03457
128806	70281	05369	15-10	85181	01136
128807	70281	05370	15-15	85181	01138
128808	70281	05368	15-15HB	85181	01132
128809	70281	05083	15-15HB	85181	01832
128830	70281	05038	15-15HB	85181	01839
129-40	72113	01599	15-17	85181	01139

**SECTION V. INDEX-FEDERAL STOCK NUMBER AND REFERENCE NUMBER  
CROSS-REFERENCE TO INDEX NUMBER (Continued)**

REFERENCE NO	MFG CODE	INDEX NUMBER	REFERENCE NO	MFG CODE	INDEX NUMBER
15-2	85181	01133	1850043	78500	03160
15-60	85181	01135	1854880	78500	04300
15-68	85181	01134	1854J244	18500	03693
15-7	85181	01140	186923	71640	03866
15-9	85181	01137	1872618	16764	02673
15RE200	14351	32328	1872678	16764	00556
15022	78229	00822	1872678	16764	02707
151X12X12	16038	03385	19F1	89881	04203
15237	70330	04116	190016	16764	00602
15239	70330	04115	19010002	70281	04412
15240	70330	04114	1901D002	70281	04481
16EV201	14351	00012	19010002	70281	04482
16EV201	14351	00013	19010002	70281	04759
16EV201	14351	00026	19010002	70281	05237
161V201	14351	00235	19010002	70281	05604
1610	70270	03293	1902545	16764	00561
1610B	70270	01798	1904419	16764	00529
1610BL	70270	01200	1904419	16764	02739
1610BL	70270	01794	1904436	16764	00509
1610BL	70270	01795	1904436	16764	02728
1610BL	70270	01796	1904443	16764	00507
1610BL	70270	01797	1904443	16764	02727
1610BL	70270	01846	1905154	16764	00545
1610BL	02280	01892	1905154	16764	02749
1610BL	70270	01896	1905344	16764	00648
1610BL	70270	01908	1905344	16764	0:817
1610BL	70270	01934	1906367	16764	00589
1610BL	70270	01956	1906367	16764	02773
1610BL	70270	01973	1906975	16764	02677
1610BL	70270	01974	1906990	16764	00558
1610BL	70270	01982	1906990	16764	02709
1610BL	70270	02044	190877	73331	00740
1610BL	70270	02088	190877	73331	02988
1610BL	70270	02582	190877	73331	02998
1610BL	70270	03173	190877	73331	03002
1610BL	70270	03210	190877	73331	04297
1610BL	70270	03219	1909003	16764	00644
1610BL	70270	03915	1909003	16764	02813
1610BL	70270	03931	1909654	16764	00503
1612B	70270	03740	1909654	16764	00515
1613B	70270	01793	1909654	16764	02733
1627B	70270	01241	1912V009	70281	04618
1627B	70270	01586	1912V012	70281	04619
1627B	70270	01612	1912128	16764	00653
1627B	70270	01613	1912128	16764	02823
1627B	70270	01645	1912129	16764	00655
16278	78500	03158	1912129	16764	02824
1638	24446	00735	19125006	00000	02378
177602	98343	03379	1912819	16764	00593
1779Z260	78500	03308	1912R20	16764	00625
1784A	99343	03378	1912821	16764	00599
18HVY	46717	01244	19135004	70281	04626
1802V006	70281	04580	1913V001	70281	05027
1802V006	70281	04581	1913V005	70281	04610
1802V006	F0281	04582	1913003	16764	00630
1802V006	70281	04583	1913004	16764	00629
1802V006	70281	04584	1913199	16764	00613
181377	77640	03735	1913199	16764	02791
1825S71	78500	03770	1913534	16764	00564
1827J80	78500	03772	1913534	16764	02712
1829	89473	02052	1913960	16764	00541
1829	89473	02856	1913960	16764	02744
1829	09473	02861	1913967	16764	00568
1829	89473	02879	1914615	16764	00633
1829	89473	02882	1914615	16764	02805
1829	89437	04298	1914842	16764	00567
18292F	05608	00687	1914842	16764	02717
1929V152	78500	03676	1914843	16764	00531
1829W153	78500	03703	1914843	16764	02740
1845A1	78500	03349	1914854	16764	02731

**SECTION V. INDEX-FEDERAL STOCK NUMBER AND REFERENCE NUMBER  
CROSS-REFERENCE TO INDEX NUMBER (Continued)**

REFERENCE NO	MFG CODE	INDEX NUMBER	REFERENCE NO	MFG CODE	INDEX NUMBER
1914873	16764	00562	1916625	16764	00934
1914916	16764	00616	1916625	16764	02816
1914933	16764	02822	1916625	16764	0310S
1914935	16764	00595	1917084	16764	00497
1914935	16764	00654	1917084	16764	02720
1914935	16764	02803	191758	16764	00597
1915007	16764	02826	1917993	16764	02678
1915007	16764	00608	1919341	16764	00578
1915008	16764	02785	1919341	14351	02758
1915008	16764	00637	1919590	16764	00596
1915008	16764	02809	1919590	14351	02760
1915009	16764	00631	1919742	16764	00566
191S009	16764	02804	1919742	16764	02715
1915940	16764	02780	1919929	16764	00627
1915950	16764	00581	1921059	16764	00607
1915950	16764	02765	1921684	16764	00621
1915957	16764	00583	1974828	16764	00604
19159S7	16764	02767	1924828	16764	02782
1915959	16764	00652	1927835	16764	02825
1915959	16764	02821	1928021	16764	00499
1915061	16764	00584	1928021	16764	02723
1915961	16764	02768	1928022	16764	00508
1915967	16764	00610	1978022	16764	02742
1915967	16764	02787	193008	98343	03383
1915969	16764	00649	193009	98343	03380
1915969	16764	02818	1930514	16764	00614
1915973	16764	00651	1930514	16764	02792
1915973	16764	02820	1930694	16764	00522
1915976	16764	00646	1931783	16764	00563
1915976	16764	02815	1931781	16764	02713
1915978	16764	00645	1932354	16764	00510
1915978	16704	00933	1932354	16764	02729
1915978	16764	02814	1933742	16764	00533
1915978	16764	03106	1933755	16764	00496
1915998	16764	02778	1933755	16764	02722
1915992	16764	00592	1933999	16764	00559
1915992	16764	02776	1933999	16764	02711
1915996	16764	00612	1934525	16764	02745
1915996	16764	02789	1936465	16764	00520
1915998	16764	00577	1936465	16764	02738
1915998	16764	02762	1938058	16764	00524
1915999	16764	00656	1938376	16764	n0538
19159q9	16764	02827	1939215	16764	00643
1916000	16764	00609	1939215	16764	02812
1916000	16764	02786	194002	98343	03381
1916003	16764	00635	1940477	16764	00511
1916003	16764	00636	1940571	16764	00628
1916003	16764	02807	1941248	16764	02668
1916004	16764	02784	1941250	16764	02679
1916005	16764	00585	1942244	167S4	00495
1916005	16764	02769	1942283	16764	00544
1916006	16764	00590	1942960	16764	02680
1916006	16764	02774	1943585	16764	02665
1916408	16764	00657	1943628	16764	00560
1916408	16764	02828	1943628	16764	02710
1916460	16764	00580	1945229	16764	00579
1916460	16764	02764	1945626	16764	00553
1916501	16764	00650	1945630	16764	00525
1916501	16764	02819	1945923	16764	00521
1916615	16764	00603	1946017	16764	00552
1916615	16764	02790	1946112	16764	02801
1916616	16764	00611	1946115	16764	02763
1916616	16764	02788	194618	16764	02708
1916620	16764	00594	1946316	16764	00500
1916670	16764	02777	1946316	16764	02730
1916621	16764	00598	1946321	16764	00504
1916621	16764	02779	1946321	16764	02724
1916622	16764	00591	1946322	16764	00565
1916622	16764	02775	1946332	16764	02714
1916625	16764	00647	1947310	16764	02676

**SECTION V. INDEX-FEDERAL STOCK NUMBER AND REFERENCE NUMBER  
CROSS-REFERENCE TO INDEX NUMBER (Continued)**

REFERENCE NO	MFG CODE	INDEX NUMBER	REFERENCE NO	MFG CODE	INDEX NUMBER
1947330	16764	02802	203058	12603	03141
1947334	16764	00554	203061	12603	03143
1947334	16764	02706	203064	06853	03413
1947693	16764	02734	203070	12603	03129
1947695	16764	02743	203075	12603	03118
1948520	16764	00535	203847	06853	03629
1948521	16764	00543	20414A	02280	02595
1948521	16764	02746	20414M	02280	02070
1948526	16764	00536	204820	06853	03417
1948682	16764	00532	205000	06853	03495
1948686	16764	02748	205035114	70281	03980
1948687	16764	00551	205086	06853	03634
1948688	16764	00542	205465	06853	03389
1948689	16764	00530	205645	06853	03636
1948690	16764	00528	205645	06853	03636
1948692	16764	00513	206912	39215	00367
1948693	16764	00516	206912	39215	02621
1948694	16764	00518	208-03	70960	03240
1948694	16764	02735	20R-03	70960	03242
1949618	16764	00551	208-03	70960	03247
1950492	16764	02747	209901	12603	03116
1950546	16764	00512	21-90	70281	03950
1951180	16764	00505	211309	06853	05614
1951180	16764	02725	211310	06853	03410
1951959	16764	02719	211310	06853	05618
1954512	16764	00600	711311	06853	05617
1954516	16764	00626	211347	06853	04262
19728-34	19728	00468	211376	06853	04254
1996077	16764	01333	211811	06853	03412
1997027	16764	02943	211811	06853	05620
2C626	40152	03136	212322	06853	03421
2D06	40157	03147	215961	12603	04209
20900-1278	R0523	02837	216444	12603	04228
2SN125	97562	00328	216446	89749	02945
2SN125	971562	02047	216450	12603	04202
2SN125	971562	02176	216600	07949	02915
20X111	78500	03701	216744	12603	04231
20X112	78500	03702	217224	06853	03406
29X1368	19728	00461	218	98624	00297
20X196	19728	00465	218	98624	02516
20X206	78500	03699	22	98624	00299
20X207	78500	03698	22	98624	02519
29X2994	19778	00464	220071	06853	03359
2000-2-4B	01276	05147	2203B510	70281	05266
2000-2-4B	01276	05155	2203B510	70281	05277
200054	06853	03374	2203B510	70281	05281
2004V204	70281	05093	7203B510	70281	05307
200573	12603	03140	2203B510	70281	05311
200639	00716	01871	2203B530	70281	05265
201050	12603	02410	2203B530	70281	05276
20118A	02280	01221	2203B530	70281	05279
201298	12603	03144	2203B530	70281	05302
201299	12603	03145	2203B530	70281	05306
201401	12603	03139	2203B530	70281	05310
201705	12603	01133	2203D071	70781	04976
2021-12-12	01276	04977	2263D071	70281	04979
202122	12504	03115	2203G510	70281	05303
202123	12603	03123	220332	06853	03384
202127	12603	03119	2207B001	70281	05129
202128	12603	03114	2208B015	70241	05130
202129	12603	03126	2208C315	97286	03288
202129	12603	03149	2206514	78500	03371
202132	12603	03152	4208V568	78500	03268
202484	12603	03137	2208V568	97286	03287
207733	89881	03120	2208W413	78500	03281
202784	12603	03134	7210B002	70281	05329
202785	12603	03117	2210B002	70281	05331
207788	12603	03138	2210B008	70281	05333
202937	12603	03154	2210B113	70281	05330
203036	12603	03142	2210B113	70281	05335



**SECTION V. INDEX-FEDERAL STOCK NUMBER AND REFERENCE NUMBER  
CROSS-REFERENCE TO INDEX NUMBER (Continued)**

REFERENCE NO	MFG CODE	INDEX NUMBER	REFERENCE NO	MFG CODE	INDEX NUMBER
2210R114	70281	05327	25F1	40152	03110
2210R117	70281	05331	25K25P	31942	02870
22108177	70281	05326	250-4E2-21-24V	24522	04232
221192	06853	03594	25015008	17021	04542
22128010	70281	05484	2502S0170	70281	03963
22128018	10281	05178	2502S070	70281	04530
22128034	70281	05489	25025106	70281	03962
223444	06853	03603	25025106	10281	04529
223444	06853	05597	25045006	70281	03966
223565	12603	03135	25045006	70281	04541
224036	12603	03132	2531V024	70281	04027
224044	12603	03131	2531V042	70281	03956
224318	06853	05609	2511V042	70281	04533
224417	06853	03602	2532V008	70281	04532
22462n	12603	02948	2602V004	70281	05007
224621	12603	02893	260377	06853	05613
224864	12603	03111	263077	06853	03404
225710	06853	05558	266F	98624	00304
275710	06853	05581	266T	98624	02524
225711	06853	05585	2701V001	70281	04548
2258P354	78500	03356	2708-1-2-2A	71843	03186
22712X8	16038	03455	2708-1-2-4A	71843	03315
227661	06853	03609	2708-1-2-6A	71843	03187
227856	06853	03598	2708-1-2-7A	71843	00135
2781	70485	04765	2708-1-2-8A	71843	01991
2281	70485	05111	2708-1-2-8A	71843	02392
2281	70485	05179	2108-BA	11843	02394
2281	70485	05678	27081-22A	718431	02053
228500	06853	03596	27081-26A	71843	01911
2286	70485	05164	2710U151	78500	03300
228779	06853	03600	274580	16764	02731
229625	06853	03612	274590	16764	00519
229666	06853	01604	274936	16764	02670
229A00	06853	03591	274943	16764	02671
230332	06853	05591	215550	06853	05556
233008	06853	05573	2758A53	78500	03324
233997	06853	03608	275933	06853	05551
2356??	06853	05583	27711349	06853	03408
235623	06853	05584	277674	06853	03372
?35624	06853	05582	277718	06853	03599
235625	06853	05587	28	74410	03899
235627	06853	05579	28-216-6	87249	05085
235628	06853	05571	28-805	70281	04359
351796	06853	05575	28-929	70281	05373
235938	06853	05572	28-978	70281	03989
236170	06853	03409	28H18	40152	03124
236170	06853	04270	2803A1925	78500	03697
236560	06853	05578	2808H164	78500	03276
236577	06853	03626	2808M949	78500	03663
236701	06853	03405	28086203	18500	03267
236701	06853	04269	28472132	78500	03162
237835	06853	03611	2858597	78500	03355
237946	06853	03610	2864	10485	05180
238288	73331	02985	29-198	70281	03952
238956	06853	03407	291K	72113	01604
238956	06853	05616	2910R18	97286	03718
239290	06853	05586	3-41N	46717	01255
239897	06853	03605	3-8-161N	46717	01243
2399X2676	78500	03341	3-8-16X11-21N	46117	01237
24-22	70281	04425	3-8X2-1-21N	46717	01245
2400	96823	02921	3XX14279	14351	02349
240023	06853	04251	30-436	70281	03948
240175	06853	04271	30-438	70281	03947
240351	06853	03607	302295	02280	03767
240121	06853	05636	30515002	70281	04763
240775	06853	03606	3104X2	04225	01119
24211	06853	03415	3104X2	04255	04199
242111	06853	05621	310743	02280	02532
244428	02280	03297	311-02	70960	03236
2460	96823	02923	3178190	72560	03936

**SECTION V. INDEX-FEDERAL STOCK NUMBER AND REFERENCE NUMBER  
CROSS-REFERENCE TO INDEX NUMBER (Continued)**

REFERENCE NO	MFG CODE	INDEX NUMBER	REFERENCE NO	MFG CODE	INDEX NUMBER
32	71215	00337	441221-33	77640	03717
3202S3971	78500	03283	4433X4	08070	03388
3202T3972	78500	03285	4450S	85919	05627
3207	89698	00782	4452S	85919	05626
R219R2774	78500	03662	445639	16764	00526
3219U2777	78500	03669	450098	77640	03041
3219U2777	78500	03671	450400	78570	00383
32192U2177	78500	04296	45170-2737	77640	03042
3286M195	78500	03697	45170-2737	77640	03783
3299W7675	78500	03340	451991	73331	01097
33301031	78500	03667	451991	73331	04144
3331	70270	01201	453784	16764	00605
3400X2	79470	04205	453284	16764	02781
34816	16764	02669	453286	16764	00539
35-20	70281	03957	653288	16764	00546
35-20	70281	04534	453796	16764	00527
35108	04681	05379	453297	16764	02751
35108	04618	05337	453299	16764	00620
372F213	78500	03307	453299	16764	00634
3722W413	78500	03323	453299	16764	02797
3722Y415	78500	03322	453299	16764	02806
37535	16764	00506	453304	16764	00617
37535	16764	02726	453304	16764	02795
38-351	70281	05025	453465	16764	00586
38-351	70281	05028	453465	16764	00601
38-351	70281	05668	453465	16764	02770
380-256-06	02280	02118	453467	16764	00547
380-956-06	02280	07126	453467	16764	00549
3802V005	70281	05084	453467	16764	02750
380256-0s	02280	02116	453467	16764	02752
39256	02280	02113	453697	16764	00588
3855Q251	78500	03661	453697	16764	02772
3870X76	78500	03275	453698	16764	00622
389781718	79500	03157	453698	16764	02800
3944828	78500	03779	453699	16764	00623
3944H8	78500	03778	453699	16764	02798
396-16-5	351 _	63929	453699	16764	02799
39940	81332	04211	453996	16764	00606
4-7253-3	81300	02659	453996	16764	02783
4E04	40157	04235	454429	16764	00587
4E05	80749	02955	454429	16764	02771
4E06	40152	03151	454895	77640	03050
4F06	89881	04217	454895	77640	03807
4K1087	78500	03673	455297	16764	00548
4X1087	78500	03675	455341	16764	02672
4X180	78500	03700	4558R1	16764	00618
4X186	78500	03271	455881	16764	02793
40LK	72113	01607	463FW	00309	00720
40MG	13548	03014	471787	02280	00825
40PN	72113	01606	475W	09704	01055
40S	72113	01608	475WC	09704	01057
40SC44	13548	0301S	475WD	09704	01056
400560	02280	01659	475WF	09704	01058
400561	02280	01660	476411	72850	05152
400863	02280	02033	476411	72850	05160
401082	77640	03056	476411	72850	05687
401082	77640	03793	477113	77640	03792
401244	77640	03796	477883	72580	02465
402204A3	77640	03720	48E	30327	05040
402204A3	77640	03863	48E	30327	05041
40335	91595	03977	48E	30327	05670
406	00705	02949	48F	30327	05602
407708	02280	01632	48F	30327	05604
411-12	01276	05295	480023	02280	01651
415069	77640	03838	480065	02280	01616
415160A1	77640	03835	480066	02280	01628
415343	77640	03755	480067	02280	01621
415409	77640	03840	480095	02280	01579
415410	77640	03841	480118	02280	01330
417217	19954	03819	480191	02280	01646

**SECTION V. INDEX-FEDERAL STOCK NUMBER AND REFERENCE NUMBER  
CROSS-REFERENCE TO INDEX NUMBER (Continued)**

REFERENCE NO	MFG CODE	INDEX NUMBER	REFERENCE NO	MFG CODE	INDEX NUMBER
480192	022R0	01654	481556	02280	01495
480203	02280	01635	481556	02780	02103
480204	02280	01610	481556	02280	0719L
480205	02280	01682	481557	02280	02105
4802065	02280	03531	481558	02280	01309
480490	07280	01178	481558	02280	01546
480490	02280	01751	481560	02280	02401
480490	02280	01752	481565	02280	02409
480490	02280	02185	481567	02280	01566
480491	02280	01179	481568	02280	01565
p80491	02280	01750	481571	02280	01891
480491	02780	01755	481572	02280	01894
480496	02280	01754	481600	02280	01890
480604	02280	01678	481601	02280	01786
480605	07280	01672	481602	02280	01893
480659	02280	01623	481603	02280	01895
480835	02280	01233	481604	02280	05889
480946	02280	01338	481605	02280	02590
480991	02280	01594	481606	02280	02575
480998	02280	01588	481607	02280	02583
481021	02280	02484	481608	02280	02584
481156	02280	01399	481616	02280	01897
481342	02280	01421	481620	02280	01727
4q1369	07280	04965	481621	02280	02867
481376	02780	03974	481621	02280	04240
4i1377	02280	03922	481622	02280	02571
401381	02280	01738	481622	02280	02838
481381	07280	01883	481623	02280	01728
481393	02280	01271	481624	02280	01730
481404	02280	07507	481625	02280	01731
481412	02780	01909	481628	02280	01784
4&1479	02280	01864	481634	02280	02876
48141	02280	02396	481634	02280	04247
4q1438	02280	01924	481635	02280	00787
441	02280	03762	481635	02280	03061
481442	02280	02642	481636	02280	00788
4R1443	02280	02619	481636	02280	03067
481447	02280	01489	481637	02280	00789
481448	02280	02086	481617	02280	03061
481449	02280	03920	481639	02280	01180
481450	02280	02085	481639	02280	01756
481450	02280	03871	481641	02280	01186
481478	02280	03914	481641	02280	01187
481479	02280	01554	481641	02280	01771
481479	02280	02099	481643	02280	02488
481486	02280	03933	481648	02280	01259
481493	02280	02508	481649	02280	01258
481494	02280	02509	481651	02780	00255
481495	02280	01453	481651	02280	02491
481503	02280	01061	481652	02280	00757
481514	02280	03836	481655	02280	02596
481515	02280	03837	481656	02280	02579
481517	02280	02602	481657	02280	00259
481523	02280	02604	481658	02880	00260
481526	02280	02400	481660	02280	00973
481527	02280	02603	481661	02280	00975
481533	02280	02528	481662	02280	00972
481534	02280	03192	481663	02280	00974
481535	02280	03172	481664	02280	00978
481536	02280	02029	481666	02280	01010
481539	02280	03196	481671	02880	00292
481840	92687	03306	481672	02280	00289
481541	02280	03170	481675	02280	00940
481547	92687	03299	481677	02280	00256
481543	02280	03171	481690	02280	00258
481545	02280	01196	48169	02280	04608
481548	02280	02084	481693	02780	01195
481550	02280	01486	481709	02280	01522
481554	02280	02009	481710	02280	01520
481955	02280	01669	481714	02280	03419

**SECTION V. INDEX-FEDERAL STOCK NUMBER AND REFERENCE NUMBER  
CROSS-REFERENCE TO INDEX NUMBER (Continued)**

REFERENCE NO	MFG CODE	INDEX NUMBER	REFERENCE NO	MFG CODE	INDEX NUMBER
481715	02280	03418	481850	02280	02951
481716	02280	04220	481853	02280	02529
481717	02280	02526	481859	02280	04190
481718	02280	02527	481860	02280	00893
481719	02280	00976	481961	02280	00894
481720	02280	00977	481864	02280	00895
481724	02280	03573	481865	02280	00892
481725	02280	03543	481866	02280	00813
481726	02280	03546	481871	02280	01106
481727	02280	03465	481872	02280	01110
481728	02280	03561	481873	02280	01104
481729	02280	03579	481874	02280	01109
481730	02280	03564	481875	02280	01108
481731	02280	03552	481876	02280	01105
481732	02280	03480	481877	02280	01102
481733	02280	03549	481879	02280	01103
481734	02280	03489	481880	02280	04191
481735	02280	03507	481891	02280	04195
481736	02280	03570	481886	02280	01017
481737	02280	03555	481888	02280	00345
481738	02280	03644	481895	02280	01545
481739	02280	03647	481906	02280	02382
481740	02280	03486	481907	02280	03913
481741	02280	03641	481911	02280	02645
481742	02280	03483	481912	07280	04265
481743	02280	03529	481925	02280	01003
481744	02280	03522	481925	02280	01856
481745	02280	03540	481976	02280	1089
481746	02280	03567	481927	02280	01064
481747	02280	01516	481927	02280	01068
481748	02280	03459	481928	02280	08127
481749	02280	03504	481935	02280	01027
481750	02280	01585	481952	02280	01808
481771	02280	04188	481953	02280	01807
481773	02280	00355	481957	02280	04167
481775	02280	00444	481959	02280	05590
481778	02280	00344	481968	02280	02572
481779	02280	00803	481968	02280	02839
481780	02280	00841	481970	02280	04603
481781	02280	00854	481978	02280	03076
481782	02280	00816	481979	02280	03073
481784	02280	00851	481980	02280	00800
481785	02280	00880	481980	02280	03070
481786	02280	00832	481994	02280	04110
481788	02280	00884	481985	02280	01420
481789	02280	00870	481986	02280	01510
491790	02280	00890	481989	02280	07654
481791	02280	00873	481992	02280	05596
481792	02280	00845	481993	02280	01193
481791	02280	00938	481995	02280	02396
481794	02280	00858	481996	02280	02594
481795	02280	00721	489005	02280	02054
481796	02280	00722	482006	02280	00326
481797	02280	00723	482006	02280	02040
481802	02280	00796	482007	02280	02963
481802	02280	01074	432009	02280	02482
481804	02280	00419	482010	02280	00962
481813	02280	00993	482011	02280	04039
481822	02280	02754	482012	02280	04038
481823	02280	02700	482019	02280	03164
481824	02280	03100	482022	02280	02483
481825	02280	03097	482023	02280	02485
481826	02280	03092	482024	02280	03764
481827	02280	02994	482026	02280	03722
481835	02280	04194	482027	02280	03721
481836	02280	04192	482024	02280	03719
4818421	02280	04193	482032	02280	04037
481844	02280	04187	482034	02280	01923
481845	02280	02944	482034	02280	01947
481850	02280	00984	482034	02280	02192

**SECTION V. INDEX-FEDERAL STOCK NUMBER AND REFERENCE NUMBER  
CROSS-REFERENCE TO INDEX NUMBER (Continued)**

REFERENCE NO	MFG CODE	INDEX NUMBER	REFERENCE NO	MFG CODE	INDEX NUMBER
482036	02280	01941	482151	02280	03018
482036	02280	02036	482152	02280	03013
482036	02280	02188	482153	02280	03094
492037	02280	01144	482154	02280	01703
482037	02280	01840	482155	02280	01700
482043	02280	01951	487156	02280	01697
482043	02280	02079	482157	02280	01326
482043	02280	02199	482163	02280	01343
482044	02280	00347	482165	02280	01307
482045	02280	03591	482166	02280	03084
482045	02280	03592	482167	02260	02693
482047	02280	04111	482168	02280	00704
482049	02280	04028	482168	02280	02194
482050	02280	0262w	482168-2	02280	00712
482051	02280	02580	482168-2	02280	02903
482052	02280	04029	482169	02280	00711
482055	02280	02835	482169	02280	02902
482060	02280	01107	482170	02280	00705
482066	02280	03534	482170	02280	02896
482061	02280	03492	482171	02280	02895
482068	02280	03638	482172	02280	01341
482069	02280	03471	482173	02280	01768
482070	02280	03525	482173	02280	01770
482071	02280	03519	482173	02280	02196
482072	02280	03582	482174	02280	03083
482073	02280	03417	482178	02280	02864
482074	02280	03576	482179	02280	01680
482075	02280	03474	482180	02280	01636
482076	02280	03558	4q2181	02280	01769
482077	02280	03495	482186	02280	00346
482078	02280	03468	487187	02280	00360
492079	02280	0358e	482200	02280	00865
492080	02280	03537	482203	02280	01280
482081	02280	04154	482705	02280	01810
482082	02280	03498	482206	02280	01627
482083	02280	04151	482707	02280	01625
482084	02280	04148	482209	02280	01898
487085	02280	03501	482221	02280	01591
487086	02280	03513	482233	02280	01570
487087	02280	03462	482249	02280	00492
482099	02280	00759	482259	02280	01363
482100	02280	00761	48727	02280	01380
482100-2	02280	00763	485176	02280	01181
492102	02280	03761	485176	02280	01757
482105	02280	04218	485177	02280	01740
482106	02280	04101	485178	02280	01204
482107	02280	05678	485185	02280	01214
482108	02280	05631	48'186	02280	01197
482109	02280	02003	485188	02280	01194
482113	02280	01148	485190	02280	01215
482113	02280	01841	49N6120	72962	01639
482114	02280	01213	49NTE126	72962	01747
482115	02280	01801	49X4	04225	04744
482116	02280	02006	49X4	04225	05610
482117	02280	01170	49X68	04255	02512
482118	02280	02005	5-0-340	94222	04563
482137	02280	00678	5-16X3-4	02290	01523
482137	02280	02840	5J607	40152	03122
482138	02280	00245	5K10	89881	04700
482139	02280	07987	5K57341-1	14351	02293
482140	02280	02920	5X191	78500	03339
482141	02280	02922	5X191	78500	04302
482142	02280	02869	5X640	78500	03344
482143	02280	02880	5X640	78500	03345
482144	02280	02877	500168-2	78500	02375
482145	02280	03011	5003V006	95019	04980
482146	02280	02999	502355	10281	01638
482148	02280	00356	503A	0229	02866
482149	02280	03012	503A	98736	04245
482150	02280	03017	503R	98736	02875

**SECTION V. INDEX-FEDERAL STOCK NUMBER AND REFERENCE NUMBER  
CROSS-REFERENCE TO INDEX NUMBER (Continued)**

REFERENCE NO	MFG CODE	INDEX NUMBER	REFERENCE NO	MFG CODE	INDEX NUMBER
503B	98738	04246	580865	02280	03166
504N	98738	02862	580866	02280	00243
5042	70270	01261	580866	02280	03189
505V	98718	02847	580867	02280	02069
505Y	98738	02850	580868	02280	02010
506Y	98718	00767	580870	02280	01225
507AW	98738	02521	580871	02280	01926
507AW	98738	01033	580872	02280	01918
510A	98738	04464	580873	02280	01910
510B	98738	04468	580874	02280	01904
511A	98738	04466	580875	02280	02032
515	98624	00298	580877	02280	02035
515	98624	02517	580878	02280	02007
515	98624	03030	580879	02280	02008
5214	73370	00054	580883	02280	02588
52400	78500	03658	580884	02280	02577
5241	73370	00056	580885	02280	02068
52637	78500	03655	580887	02280	00980
53L	79227	05502	580888	02280	00979
53L	79227	05503	580889	02280	01867
53L	79227	05697	580891	02280	01088
5310615	73331	02978	580891	02280	01859
5340273	00000	00290	580895	02280	01283
5555	63477	01128	580896	02280	01845
5590037	70040	00239	580897	02280	01866
5590156	70040	00238	580905	02280	00128
5594296	70040	00237	580906	02280	00132
5600405	00000	04129	580907	02280	00139
572	78500	03666	580908	02280	00136
572929	00000	00683	580909	02280	00971
572929	00000	00689	580910	02280	00970
572929	00000	02844	580911	02280	00129
572929	00000	02855	580912	02280	01988
572929	00000	03095	580913	02280	01802
572929	00000	03098	580914	02280	01997
5744-1	24446	00752	580915	02280	00993
S744-1	24446	00927	580916	02280	01809
5749M3300	14351	02360	580917	02280	00999
57896	81321	02295	580921	02280	00996
58T	72113	01609	580923	02280	00965
580	78500	03660	580924	02280	00964
580079	02280	01325	580927	02280	01007
500080	02280	01241	580927	02280	01858
580085	02280	01301	580928	02280	01006
580148	02280	01726	580928	02280	01857
580370	02280	01662	580934	02280	02933
580383	02280	01630	580938	02280	03723
580776	02280	01849	580942	02280	01351
580808	02280	02533	580944	02280	01696
580809	02280	03176	580945	02280	02961
580819	02280	03921	580947	02280	01683
580820	02280	03908	580948	02280	01598
580826	02280	01736	59-048-250-1500	72962	01992
580826	02280	01882	59F3	40152	04201
580831	02280	02393	592A	78500	03665
580812	02280	03812	5924	81696	04756
580833	02280	03813	59260BSM6	14351	00313
580819	02280	02090	5931947	73331	00729
580841	02280	03724	5931949	73331	00728
580845	02280	03819	5942071	73331	00725
580846	07280	02038	593527q	73331	01079
580851	02280	01560	5935279	73331	01082
580852	02280	01485	5936191	73331	02993
580855	02280	02066	5938930	73331	00738
580856	02280	02616	5939090	73331	01098
580857	02280	02617	5939090	73331	04145
580858	02280	02380	5919694	73131	02991
580859	02260	02384	5939771	73331	02982
580860	02280	02383	5939729	73331	02992
580861	02280	02004	5939810	73331	03000

**SECTION V. INDEX-FEDERAL STOCK NUMBER AND REFERENCE NUMBER  
CROSS-REFERENCE TO INDEX NUMBER (Continued)**

REFERENCE NO	MFG CODE	INDEX NUMBER	REFERENCE NO	MFG CODE	INDEX NUMBER
5939831	73331	00745	680772	02280	01715
5939831	73331	03007	680773	02280	00966
5939841	73331	00734	680774	02280	00969
5939841	73331	00739	680774-3	02280	00982
5939841	73331	03001	680771	02280	00942
5939842	77331	03004	680778	02280	00968
5939843	73331	00742	680779	02280	00967
5940908	73331	01096	680779-8	02280	01014
5940908	73331	04143	680780	02280	00130
S941208	73331	01080	680781	02280	03371
5942528	73331	02997	680782	02280	01989
5949701	73331	00127	680184	02280	01202
5949719	73331	00730	680786	02280	01524
598A	78500	03659	680787	02280	01064
6A106	00705	02950	680188	02280	01519
680747	02280	02101	680789	02280	00994
6N15-2	70960	03238	680740	02280	01984
61G101	14351	02299	680791	02280	01985
60317	81321	04212	680794	02280	04035
60318	89881	04213	680795	02280	04036
60318	81321	04214	680798	02280	00997
6050	43766	01016	680199	02280	01803
608785	02280	01203	680800	02280	01804
6111-9	79960	02427	680801	02280	01805
62F3	40152	04208	680803	02280	00349
627	24446	00680	680805	02280	00995
623	89473	02843	680808	02280	00998
64-032	70436	00330	680809	02280	01005
65106	81321	02297	680809	02280	01853
65107	81321	02296	680810	02280	05560
65152	81321	02292	680823	02280	00445
65153	81321	02291	680824	02280	00446
6623	39766	04625	680830	02280	02965
6664398	70040	02290	680831	02280	02964
680P	70330	04118	680832	02280	01147
680045	02280	01618	680833	02280	01146
680046	02280	01617	680834	02280	01145
680055	02280	01572	680835	02280	01143
680181	02780	01643	680836	02280	01142
680184	02280	01641	680837	02280	02953
680191	02280	01644	680838	02280	01336
680192	02280	01591	680840	02280	01235
680464	02280	01582	680841	02280	01400
680465	02280	01584	680842	02280	01264
680466	02280	01585	680843	02280	01262
680n14	02280	039017	680844	02280	02865
680714	02280	03904	680846	02280	01569
680720	02280	00371	681732	02280	01790
680725	02280	03927	685061	02280	01719
680726-16	02280	01720	685063	02280	01118
680726-2	02280	L01721	7-31903	00779	04666
680733	02280	01791	1-35109	0077119	04661
680739	02280	02381	7-47	09704	01059
680740	02280	02092	7-7X3	72113	01600
680741	02280	02091	7RL144	14351	02275
680746	02280	01487	7001-09	06853	03624
680749	02280	01050	7013-01	06853	02946
680750	02280	00366	70566741	00000	02756
680751	02280	00365	7056686	00000	04102
680154	02280	02082	170567600	00000	00718
680755	02280	02081	7056103	00000	02702
680756	02280	01975	70567031	00000	03101
680757	02280	01929	7056732	00000	02175
680159	02280	01187	7064604	00000	02883
680760	02280	01788	71450	7000 0	03657
680763	02280	02039	71750	78500	03654
680765	02280	00785	72NLS32-1	70960	03243
680765	02280	03059	72NYS40	70960	03263
680770	02280	01113	72N02	10960	03235
680771	02280	01714	72N1	70960	03218

**SECTION V. INDEX-FEDERAL STOCK NUMBER AND REFERENCE NUMBER  
CROSS-REFERENCE TO INDEX NUMBER (Continued)**

REFERENCE NO	MFG CODE	INDEX NUMBER	REFERENCE NO	MFG CODE	INDEX NUMBER
72N1A	70960	03209	780856	02280	00944
72N1A	70960	03226	780858	02280	00786
72N13	70960	03231	780858	02280	03060
72N2	70960	03211	780859	02280	01488
72N2	70960	03220	780860	02280	01903
72N4	70960	03216	780861	02280	03872
724N4-1	70960	03222	780867	02280	03902
72N4-1A	70960	03221	780868	02280	01781
72N4A	70960	03207	780869	02280	01782
72N4A	70960	01215	780871	02280	00990
72N5	70960	03214	780872	02280	02573
72N7-2	70960	03217	780871	02280	00242
72617-5	70960	03208	780873-13	02280	00263
7262199	00000	01077	780874	02280	01847
7262199	00000	04105	780875	02280	00288
730-8M	46717	01251	780875-12	02280	00295
7321299	00000	02918	780876	02280	00939
7353767	00000	01707	780878	02280	00126
7354812	73331	01081	780879	02280	00991
7354813	00000	04130	780882	02280	00992
739	74410	03885	780883	02880	01191
740	74410	038A3	780813	02780	01983
740	74410	03909	780885	02280	01987
741	74410	03896	780886	02280	01981
743	74410	03888	780888	02280	00325
744	74410	03889	780896-110	02280	00843
745	74410	01884	780896-115	02280	00829
746	74410	03895	780896-115	19207	00836
750031	57731	00791	780896-115	02280	00862
750031	57713	03065	780896-115	02280	00969
750503	57731	00790	780896-115	02280	00877
750503	57733	01064	780896-115	02280	00888
7525?	70417	04175	780896-120	02280	00878
75258	70412	04173	780896-126	02280	00840
75547X8-6	24617	01030	780896-130	02280	00837
755474X10-6	24617	01033	780a96-135	02280	00853
755474X7-111-2	24617	01029	780896-146	02280	00430
755474X7-5	24617	01031	780896-202	02280	00823
755474X9-1	24617	01032	780896-211	02280	00856
762L	98738	04465	780896-222	02280	00882
767	74410	03886	780896-229	02280	00871
7720492	00000	00715	780896-238	02280	00918
7720492	00000	02934	780896-239	02280	00903
7720853	00000	00691	780896-239	02280	00911
7720853	00000	02859	780896-239	02280	02170
77223113	00000	02907	780896-243	02280	00910
7728530	02280	01073	780896-102	02280	00902
7731477	00000	03102	780896-308	02280	00901
7731428	00000	02919	780896-308	02280	00909
780	74410	03890	780896-309	02280	00899
780F48	02280	01331	780896-309	02280	00907
78008	02280	01614	780896-309	02280	00926
780103	02280	01709	780896-312	02280	00896
780124	02280	01708	780896-320	02280	00924
780804	02280	01414	780896-328	02280	00923
780806-102	02280	00814	780896-31	02230	00889
780811	02280	01286	780896-39	02280	00850
780822	02280	03878	780896-436	02280	00863
780824-103	02280	03510	780896-439	02280	00870
780826	02280	01905	780896-45	02280	00819
780827	02280	03906	780897	02280	01943
780827-30	02280	03911	780898	02280	03942
780840	02280	02379	780900	02280	01799
780843	02280	03901	780900-13	02280	01827
780845	02280	02608	790903	02280	01990
780851-20	02280	01125	780905	02280	01806
780852	02280	03945	780907	02280	00989
780851	02280	03944	780907-4	02280	00963
780854	02280	01222	780907-5	02280	01009
780855	02280	01954	780907-6	02280	01008



**SECTION V. INDEX-FEDERAL STOCK NUMBER AND REFERENCE NUMBER  
CROSS-REFERENCE TO INDEX NUMBER (Continued)**

REFERENCE NO	MFG CODE	INDEX NUMBER	REFERENCE NO	MFG CODE	INDEX NUMBER
780908-25	02280	05634	802204	02280	0290
780909-16	02280	04907	802208	02280	0293
780909-17	02280	04909	802208	02280	0344
780909-23	24161	05576	802209	02280	0113
780910-30	02280	02486	802240	02280	0182
780915	02280	01335	802242	02280	0394
780920	02280	01930	802244	02280	03370
780920-30	02280	01933	802248	02280	02041
780925	02280	01231	802283	02280	01762
780926	02280	01637	802284	02280	01182
780928	02280	01564	802284	02280	01763
780929	02280	01596	802284	02280	01825
780936-14	70412	04178	802285	02280	00254
780936-17	70412	04170	802285	02280	00708
780936-19	70412	04177	802285	02280	01816
780936-20	02280	04169	802285	02280	
780936-71	70412	04168	802286	02280	01013
780936-22	70412	04179	802286	02280	01022
781-1	74410	03892	802286	02280	01800
79590	75124	03968	802287	02280	00253
7969299	00000	01065	802287	02280	01183
7982404	00000	02952	802287	02280	01317
7998618	00000	02970	802287	02280	03443
8H2	40152	04221	802289	02280	01320
8H8	40152	04219	802290	02280	01815
8SK306	14351	00423	802292	02280	03319
800	70330	04113	802293	02280	02592
800004	02280	02581	802293	02290	03194
800014	02280	01850	802293	02280	05562
800022	02280	01906	802309	02280	03368
800411	02280	00348	802331	02280	03195
800498	02280	00760	802363	02280	01652
800498	02280	03392	802364	02280	01860
800630	02280	06764	802365	02280	01673
800687	02280	03422	802367	62280	00142
800801	02280	00352	802367	02280	00294
801	79330	04112	802367	02280	01814
801113	02280	02646	802370	02280	01723
801113	02280	03437	802370	02280	02610
801160	02280	00770	802371	02280	01318
801643	02280	00127	02372	02280	01759
801643	02280	01198	802374	02280	02060
801643	02280	01953	802389	02280	03874
801643	02280	02175	80239	02280	03054
801689	02280	01706	802439	02280	01589
801690	02280	03398	802439	02280	01674
801691	02280	03364	802441	02280	00793
801692	02280	00762	802441	02280	01270
801692	02280	01698	802441	02280	01314
801692	02280	01701	802441	02280	01316
801692	02280	01704	802441	02280	01319
801692	02280	03463	802441	02280	01547
801690	02280	03499	802441	02280	01675
801692	02280	03502	802441	02280	03067
801692	02280	04149	802443	02280	01622
801692	02280	04152	802443	02280	01865
801709	02280	01774	802447	02280	03766
801717	02280	01260	802447	02280	03926
801743	02280	03541	802452	02280	01315
801743	02280	03571	802459	02280	01578
801762	02280	02087	802465	02280	01677
801807	02280	01177	802478	02280	01676
801807	02280	01174	802482	02280	01227
801904	02280	02381	802482	02280	01269
801949	02280	01595	802482	02780	01321
802062	02280	01593	802486	02280	00950
802087	02280	00941	802487	02280	01285
802200	02280	03925	802667	02280	03825
802201	02280	03910	802711	02280	02609
802204	02280	00709	802754	02280	02064

**SECTION V. INDEX-FEDERAL STOCK NUMBER AND REFERENCE NUMBER  
CROSS-REFERENCE TO INDEX NUMBER (Continued)**

REFERENCE NO	MFG CODE	INDEX NUMBER	REFERENCE NO	MFG CODE	INDEX NUMBER
802936	02280	01348	804722	02280	01937
803259	02280	01765	804722	02280	01959
803259	02280	01766	804722	02280	02012
803260	02280	01922	804722	02280	02015
803275	02280	01966	804722	02280	02094
803332	02280	02593	804722	02280	02390
803360	02280	01185	804722	02280	02530
803451	02280	01131	804722	02280	03066
803469	02280	00753	804722	02280	03759
803412	02280	00715	804722	02280	04002
803412	02280	00811	804123	02280	00946
803472	02280	00900	804123	02280	01266
803472	02280	00908	804723	02280	01294
803472	02280	00928	804723	02280	01292
803472	02280	01322	804723	02280	01296
803476	02280	00358	804125	02280	04001
803498	02280	00827	804127	02280	00945
803498	02280	00860	804727	02280	01290
803498	02280	00875	804740	02280	03816
803498	02280	00886	804741	02280	03182
803502	02280	04019	804741	02280	03190
803502	02280	04021	804743	02280	02011
803502	02280	04138	804744	02280	01743
803504	02280	03446	804760	02280	01205
803504	02280	04140	804765	02280	02017
803507	02280	00710	804776	02280	02046
803507	02280	02901	804779	02280	01207
803516	02280	03447	804782	02280	02561
803540	02280	04023	804783	02280	02034
803559	02280	00695	80483	02280	00693
803563	02280	00696	804839	02280	00751
803595	02280	00861	804836	02280	01293
804057	02280	02502	804960	02280	01209
804246	02280	02481	804860	02280	01346
804247	02280	01525	804879	02280	02020
804290	02280	00949	804879	02280	02023
804395	02280	02048	804889	02280	01854
804401	02280	01574	804890	02280	01576
804403	02280	01785	804890	02280	02021
804409	02280	02562	804890	02280	03185
804410	02280	01829	804890	02280	03917
804470	02280	03329	804901	02280	01587
804474	02280	01386	804910	02280	00134
804476	02280	01381	804910	02280	01648
804478	02280	00953	804911	02280	01312
804480	02280	01686	804911	02280	01491
804404	02280	01498	804918	02280	01303
804484	02280	02111	804918	02290	01311
804502	02280	01717	804918	02280	01492
804716	02280	00706	804918	02280	01647
804716	02280	07493	804919	02280	01304
804716	02280	03088	804919	02280	01663
804717	02280	02494	804919	02280	01666
803418	02280	00101	804919	02280	01668
804718	02280	01295	804920	02280	01310
804718	02280	01573	804922	02280	01267
804718	02280	01821	804924	02280	01664
804718	02280	03756	804924	02280	01665
804720	02280	01291	804924	022R0	01667
804720	02280	01144	804925	02280	03918
804720	02280	02013	804926	02280	01620
804720	02280	02531	805B90-10BRZ	71843	02576
804720	02280	02606	805B90-10BRZ	71843	02578
804722	02280	00192	80501G	15867	01980
804722	02280	01051	805010	02280	01695
804722	02280	01068	805046	02280	00714
804722	02280	01288	805046	02280	02905
804122	02280	01619	805048	02290	80813
804722	02280	01640	805048	02280	02904
804722	02280	01914	S05053	02280	00702

**SECTION V. INDEX-FEDERAL STOCK NUMBER AND REFERENCE NUMBER  
CROSS-REFERENCE TO INDEX NUMBER (Continued)**

REFERENCE NO	MFG CODE	INDEX NUMBER	REFERENCE NO	MFG CODE	INDEX NUMBER
805054	02280	00756	805678	02280	03580
805054	02280	01393	805678	02280	03583
805054	02280	03619	805678	02280	03639
805056	02280	02501	805678	02280	03639
805056	02280	03928	805678	02280	03642
800508	07280	01395	805678	02780	03645
805058	02280	01830	805678	02280	03648
805058	02280	03803	805680	02280	03466
805059	02280	03201	805680	07280	03544
805060	02280	01657	805680	02280	03547
805060	02280	01689	805680	02280	03574
805060	02280	01772	805696	02780	03458
805060	02280	07075	805728	02780	03165
805060	02280	02611	805732	02280	03361
805062	02280	00571	805734	02280	03401
805062	02280	01387	805734	02280	04103
805062	02280	01389	805734	02280	04104
805062	02280	01581	805736	07280	02513
805062	02280	01658	805736	02250	03395
805062	02250	01687	805739	02280	03399
805062	02280	01688	805719	02280	03637
805065	02280	04047	805739	02280	03638
805067	02280	08131	805719	02280	03637
805099	02280	03832	805740	02280	03400
805289	02280	00244	805741	02280	03403
805289	02280	00262	905746	02280	03397
805293	02280	00906	805747	02280	03393
805559	02280	01092	905853	02280	01401
805582	02280	02120	805853	02280	01403
805582	02280	02122	905865	02280	00815
805582	02280	07130	805865	02280	00824
805582	02280	02137	805865	02280	00831
805583	02280	02174	805865	02280	00844
805583	02280	07134	505865	02280	00857
805583	02280	02136	805865	02280	00864
805598	02280	02115	805865	02280	00877
805599	02280	01327	805865	02280	n0879
805599	02280	01592	805A65	02280	00883
805099	02280	01684	805165	02280	02906
805600	02280	01328	805865	02280	03082
805605	02280	01334	805567	02280	00812
805626	02280	01089	805873	02280	00929
805630	02280	00943	805873	02280	03090
805630	02280	01261	805875	02280	00930
805635	02280	01090	805925	02280	00917
805668	02280	01323	805931	02280	00905
805678	02280	03469	805931	02280	00915
805678	02280	03442	805931	02280	00920
805678	02280	03475	805931	02280	02925
805678	02280	01478	805931	02280	q3086
805678	02280	03451	805933	02280	00916
805678	02280	03484	805933	02280	0092L
805678	02280	03487	805993	02280	00810
805678	02280	03490	805993	02280	00904
805678	02280	03493	805993	02280	00919
805678	02280	03496	805993	02280	02178
805678	02280	03505	805996	02280	00898
805678	02280	03520	505996	02280	00913
805678	02280	01523	805996	02280	02177
805678	02280	03526	805997	02280	00897
805678	02280	03529	805997	02280	02171
805678	02280	03532	806957	02280	00912
805678	02280	03535	806957	02280	00925
805678	02280	03550	806957	02290	02169
805678	02280	01553	807330	02280	01691
805678	02280	03556	807722	02280	01294
805678	02280	03559	808967	02280	01902
805678	02280	03562	809132	02280	02138
805678	02280	03565	809847	02280	00350
805678	02280	03577	809847	02280	01820

**SECTION V. INDEX-FEDERAL STOCK NUMBER AND REFERENCE NUMBER  
CROSS-REFERENCE TO INDEX NUMBER (Continued)**

REFERENCE NO	MFG CODE	INDEX NUMBER	REFERENCE NO	MFG CODE	INDEX NUMBER
809847	02280	01976	811580	02280	01120
809847	02280	02179	811581	02280	01121
81LB	30327	05622	811904	02280	01575
81LB	30327	05619	811927	02280	00809
810246	02280	00329	812049	02280	03191
810246	02280	02043	812308	02280	01789
810246	02280	02173	813	97562	01066
810249	02280	01905	82N63	70960	03223
810250	02280	03168	82N7	70960	03248
810328	02280	01024	82N7-1	70960	03225
810329	02280	01025	820148	16764	00555
810329	02280	01817	8705X3	04225	01115
810329	02280	02497	821453	16764	00550
810331	02280	04022	R21453	16764	00869
810332	02280	01026	821453	16764	02716
810410	02280	01653	821604	16764	00582
810531	02280	03919	821604	16764	02766
810614	02280	03453	83-34-101-17	94222	04561
810616	02280	03452	8338564	00000	02913
810618	02280	00828	8338564	00000	03091
810618	02280	00835	8338564	00000	03096
810618	02280	00848	8338564	00000	03099
810618	02280	00861	8338566	00000	00682
810618	02280	00868	8338566	00000	00688
810618	02280	00876	8338566	00000	02845
810618	02280	00887	8338566	00000	07857
810618	02280	03451	8338567	00000	00684
810618	02280	03839	8338567	00000	00690
810618	02280	04301	83318567	00000	02846
810619	02280	04147	9338567	00000	07858
810629	02280	02506	8376209	00000	02917
810629	02280	03363	8376209	00000	03103
810630	02280	03366	8376499	70040	07851
8106613	02280	04146	8376500	00000	02860
810674	02280	03396	8379907	00000	04183
810677	02280	02505	840716	02280	02898
810678	02280	03425	840716	02289	02931
810601	02280	04100	8415M207	14351	00574
810692	02280	03514	95-22	27182	03974
810731	02280	01777	854253	70040	02557
810731	02280	01952	854254	70040	02556
810743	02280	01460	F54347	70040	02558
810743	02280	03508	854389	70040	02559
810743	02280	03511	854390	70040	02560
810743	02280	03517	854914	70040	7555
810741	02280	03538	8605X3	04225	01141
810743	02280	03568	864470	02280	01925
810743	02280	03586	q720190	19207	00697
810743	02280	03589	8720190	00000	02871
810743	02280	04155	8741435	73331	02972
810799	02280	03394	8741437	73331	02977
810814	02280	03439	8741441	73331	02971
810842	02280	03386	8741442	73331	02968
810847	02280	03362	8741444	73331	02976
810845	02280	02114	P741446	73331	02975
811120	02280	02536	8741447	73331	02974
811167	02280	01122	8741461	73331	02969
811169	02280	01151	8741492	73331	02967
811170	02280	01127	8747987	00000	02983
811183	02280	01129	88L8	30327	03360
811183	02280	01149	88L8	30327	05608
811376	02280	01111	818	30327	05615
811376	02280	01112	98038	43334	01521
811376	02280	04196	8910977	89110	01405
811381	02280	02863	899367	73331	02966
811410	02280	01192	999685	73311	02980
811546	02280	03440	899688	73331	02995
811548	02280	03436	49Q8'6	73331	00724
811552	02280	01431	902-04-24129	78500	03734
811570	02280	01741	903-58-24219	78500	037471

**SECTION V. INDEX-FEDERAL STOCK NUMBER AND REFERENCE NUMBER  
CROSS-REFERENCE TO INDEX NUMBER (Continued)**

REFERENCE NO	MFG CODE	INDEX NUMBER	REFERENCE NO	MFG CODE	INDEX NUMBER
910X4	16038	03390	9411375	16764	02736
92NF12	70960	03249	9414417	16764	00498
92NLS48-1	70960	03253	9414417	16764	02721
92NY72	70960	03251	9415235	16764	00537
92N02	70960	03256	9417272	16764	00517
92N1A	70960	03230	9417921	16764	00540
92N12	70960	03257	94664	70281	05096
92N13	70960	03258	9539833	73331	00741
92N2	70960	03232	954-04-23014A	70960	03244
92N4A	70960	03229	954-04-23015A	70960	03233
920	98343	03622	954-07-23012	70960	03259
927785	73331	00732	95430-17358	70960	03260
927786	73331	00726	95455-23014	70960	03241
924975	73331	02981	954-55-23015	70960	03239
924984	73331	02996	95535	13445	00698
926912	73331	01095	95535	13445	02872
926912	73331	04142	960-04-230138	70960	03245
928572	73331	00736	960-55-23013	70960	03252
928573	73331	00737	9736c995	70281	05494
928813	73331	02990	98459	70281	03949

By Order of the Secretary of the Army:

Official:  
KENNETH G. WICKHAM,  
*Major General, United States Army,*  
*The Adjutant General*

W. C. WESTMORELAND,  
General United States Army,  
Chief of Staff.

Distribution:

To be distributed in accordance with DA Form 12-25, (qty rqr block No. 362) Section II, Organizational Maintenance requirements for Crane-Shovel, Truck Mtd, 20 Ton.

RECOMMENDED CHANGES TO EQUIPMENT TECHNICAL PUBLICATIONS



THEN... JOT DOWN THE DOPE ABOUT IT ON THIS FORM, CAREFULLY TEAR IT OUT, FOLD IT AND DROP IT IN THE MAIL!

**SOMETHING WRONG WITH THIS PUBLICATION?**

FROM: (PRINT YOUR UNIT'S COMPLETE ADDRESS)

DATE SENT

PUBLICATION NUMBER

PUBLICATION DATE

PUBLICATION TITLE

BE EXACT... PIN-POINT WHERE IT IS

PAGE NO.

PARA-GRAPH

FIGURE NO.

TABLE NO.

IN THIS SPACE TELL WHAT IS WRONG AND WHAT SHOULD BE DONE ABOUT IT:

TEAR ALONG PERFORATED LINE

PRINTED NAME, GRADE OR TITLE, AND TELEPHONE NUMBER

SIGN HERE:

DA FORM 2028-2  
1 JUL 79

PREVIOUS EDITIONS ARE OBSOLETE.

P.S.—IF YOUR OUTFIT WANTS TO KNOW ABOUT YOUR RECOMMENDATION MAKE A CARBON COPY OF THIS AND GIVE IT TO YOUR HEADQUARTERS.

